

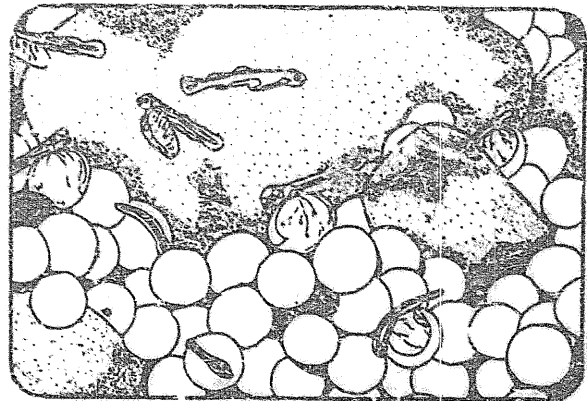



DEC 29 1983



UNIVERSITY OF ALASKA
ARCTIC ENVIRONMENTAL INFORMATION
AND DATA CENTER
707 A STREET
ANCHORAGE, AK 99501

FIRST DRAFT
1983 PHASE II ADULT ANADROMOUS INVESTIGATIONS
/ SUSITNA RIVER HYDRO AQUATIC STUDIES

PART B: APPENDICES A-G

by

B. M. Barrett, F. M. Thompson and S. N. Wick



Alaska Department of Fish and Game
Susitna Hydro Aquatic Studies
2207 Spenard Road
Anchorage, Alaska 99503

SUS
244
v 2

LIST OF APPENDIX FIGURES

	PAGE
Appendix Figure 2-A-1. Yentna Station with sonar and fishwheel locations defined.	A1
Appendix Figure 2-A-2. Sunshine Station with fishwheel locations defined.	A2
Appendix Figure 2-A-3. Taikeetna Station with fishwheel locations defined.	A3
Appendix Figure 2-A-4. Curry Station with fishwheel locations defined.	A4
Appendix Figure 2-C-1. Daily and cumulative percent sonar counts by species at Yentna Station.	A32
Appendix Figure 2-D-1. Migrational timing of chinook salmon based on cumulative fishwheel catch per hour at selected sampling locations in the Susitna River basin in 1981, 1982 and 1983.	A77
Appendix Figure 2-D-2. Migrational timing of second run sockeye salmon based on cumulative fishwheel catch per hour at selected sampling locations in the Susitna River basin in 1981, 1982 and 1983.	A78

- Appendix Figure 2-D-3. Migrational timing of pink salmon based on cumulative fishwheel catch per hour at selected sampling locations in the Susitna River basin in 1981, 1982 and 1983. A79
- Appendix Figure 2-D-4. Migrational timing of chum salmon based on cumulative fishwheel catch per hour at selected sampling locations in the Susitna River basin in 1981, 1982 and 1983. A80
- Appendix Figure 2-D-5. Migrational timing of coho salmon based on cumulative fishwheel catch per hour at selected sampling location in the Susitna River basin in 1981, 1982 and 1983. A81
- Appendix Figure 2-E-1. Length frequencies of chinook salmon by sex from fishwheel catches at Yentna Station. A85
- Appendix Figure 2-E-2. Length frequencies of chinook salmon by sex from fishwheel catches at Sunshine Station. A86
- Appendix Figure 2-E-3. Length frequencies of chinook salmon by sex from fishwheel catches at Talkeetna Station. A87

Appendix Figure 2-E-4.	Length frequencies of chinook salmon by sex from fishwheel catches at Curry Station.	A88
Appendix Figure 2-E-5.	Length frequencies of sockeye salmon by sex from fishwheel catches at Yentna Station.	A89
Appendix Figure 2-E-6.	Length frequencies of sockeye salmon by sex from fishwheel catches at Sunshine Station.	A90
Appendix Figure 2-E-7.	Length frequencies of sockeye salmon by sex from fishwheel catches at Talkeetna Station.	A91
Appendix Figure 2-E-8.	Length frequencies of sockeye salmon by sex from fishwheel catches at Curry Station.	A92
Appendix Figure 2-E-9.	Length frequencies of pink salmon by sex from fishwheel catches at Yentna Station.	A93
Appendix Figure 2-E-10.	Length frequencies of pink salmon by sex from fishwheel catches at Sunshine Station.	A94

Appendix Figure 2-E-11.	Length frequencies of pink salmon by sex from fishwheel catches at Talkeetna Station.	A95
Appendix Figure 2-E-12.	Length frequencies of pink salmon by sex from fishwheel catches at Curry Station.	A96
Appendix Figure 2-E-13.	Length frequencies of chum salmon by sex from fishwheel catches at Yentna Station.	A97
Appendix Figure 2-E-14.	Length frequencies of chum salmon by sex from fishwheel catches at Sunshine Station.	A98
Appendix Figure 2-E-15.	Length frequencies of chum salmon by sex from fishwheel catches at Talkeetna Station.	A99
Appendix Figure 2-E-16.	Length frequencies of chum salmon by sex from fishwheel catches at Curry Station.	A100
Appendix Figure 2-E-17.	Length frequencies of coho salmon by sex from fishwheel catches at Yentna Station.	A101
Appendix Figure 2-E-18.	Length frequencies of coho salmon by sex from fishwheel catches at Sunshine Station.	A102

	PAGE
Appendix Figure 2-E-19. Length frequencies of coho salmon by sex from fishwheel catches at Talkeetna Station.	A103
Appendix Figure 2-E-20. Length frequencies of coho salmon by sex from fishwheel catches at Curry Station.	A104
Appendix Figure 2-G-1. Slough locations and primary tributary streams of the Susitna River from the confluence of the Talkeetna and Chulitna rivers to Upper Devil Canyon.	A107
Appendix Figure 2-G-2. Moose Slough map with habitat locations defined.	A112
Appendix Figure 2-G-3. Slough 8A map with habitat locations defined.	A113
Appendix Figure 2-G-4. Slough 9 map with habitat locations defined.	A114
Appendix Figure 2-G-5. Slough 11 map with habitat locations defined.	A115
Appendix Figure 2-G-6. Mainstem Susitna River chum salmon spawning areas at RM 115.0 approximately.	A116

	PAGE
Appendix Figure 2-G-7. Mainstem Susitna River chum salmon spawning area at RM 119.0 approximately.	A117
Appendix Figure 2-G-8. Mainstem Susitna River chum and coho salmon spawning areas at RM 131.1 approximately.	A118
Appendix Figure 2-G-9. Mainstem Susitna River chum salmon spawning areas at RM 136.1 and 136.8 approximately.	A119
Appendix Figure 2-G-10. Mainstem Susitna River chum and sockeye salmon spawning areas at RM 138.6 to 138.9 approximately.	A120

LIST OF APPENDIX TABLES

		PAGE
Appendix Table 2-B-1.	Dip net and electroshocker catches of eulachon in the Susitna River.	A5
Appendix Table 2-C-1.	Yentna Station north bank daily and cumulative sonar counts by species.	A19
Appendix Table 2-C-2.	Yentna Station south bank daily and cumulative sonar counts by species.	A22
Appendix Table 2-C-3.	Yentna Station daily and cumulative sonar counts by species.	A25
Appendix Table 2-C-4.	Sector distribution of north bank sonar counts, adjusted for debris at Yentna Station.	A28
Appendix Table 2-C-5.	Sector distribution of south bank sonar counts, adjusted for debris at Yentna Station.	A30
Appendix Table 2-D-1.	Yentna Station north bank fishwheel daily and cumulative catch by species.	A33
Appendix Table 2-D-2.	Yentna Station south bank fishwheel daily and cumulative catch by species.	A36

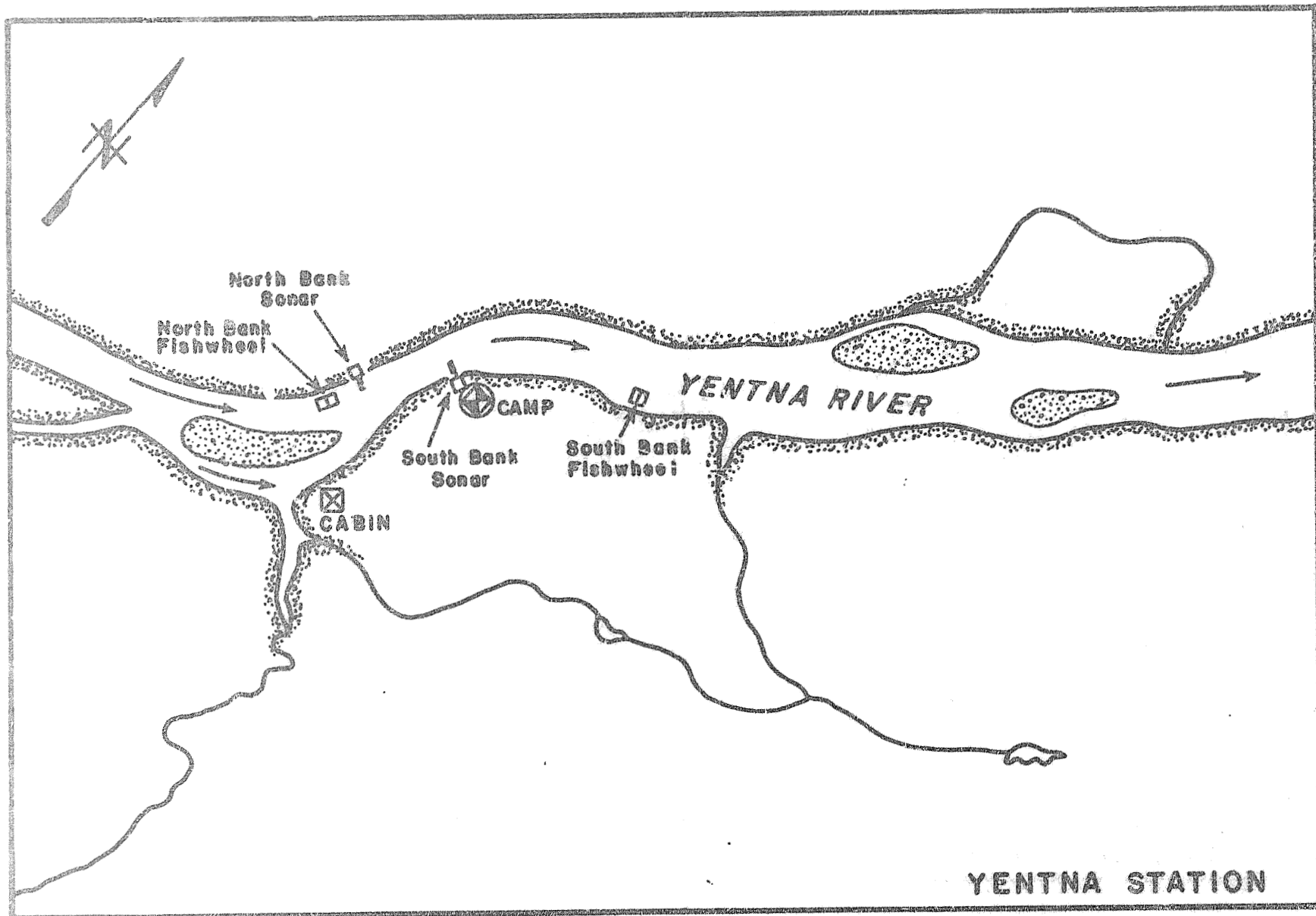
		PAGE
Appendix Table 2-D-3.	Yentna Station fishwheels daily and cumulative catch by species.	A39
Appendix Table 2-D-4.	Sunshine Station east bank fishwheels daily and cumulative catch by species.	A42
Appendix Table 2-D-5.	Sunshine Station west bank fishwheels daily and cumulative catch by species.	A46
Appendix Table 2-D-6.	Sunshine Station fishwheels daily and cumulative catch by species.	A50
Appendix Table 2-D-7.	Talkeetna Station east bank fishwheels daily and cumulative catch by species.	A54
Appendix Table 2-D-8.	Talkeetna Station west bank fishwheels daily and cumulative catch by species.	A58
Appendix Table 2-D-9.	Talkeetna Station fishwheels daily and cumulative catch by species.	A62
Appendix Table 2-D-10.	Curry Station east bank fishwheel daily and cumulative catch by species.	A66
Appendix Table 2-D-11.	Curry Station west bank fishwheel daily and cumulative catch by species.	A70

Appendix Table 2-D-12.	Curry Station fishwheels daily and cumulative catch by species.	A74
Appendix Table 2-D-13.	Migrational timing of species at main channel sampling locations on the Yentna and Susitna rivers based on cumulative percent of fishwheel catch per unit of effort.	A82
Appendix Table 2-F-1.	Regression analysis of age class 4_2 and 5^2 sockeye salmon fecundities as a function of length and weight.	A105
Appendix Table 2-F-2.	Regression analysis of age class 4_1 and 5_2 chum salmon fecundities as a function of length and weight.	A106
Appendix Table 2-G-1.	Mainstem Susitna River salmon spawning locations and survey results.	A121
Appendix Table 2-G-2.	Escapement survey counts of Susitna River sloughs between Chulitna River and Lower Devil Canyon.	A122

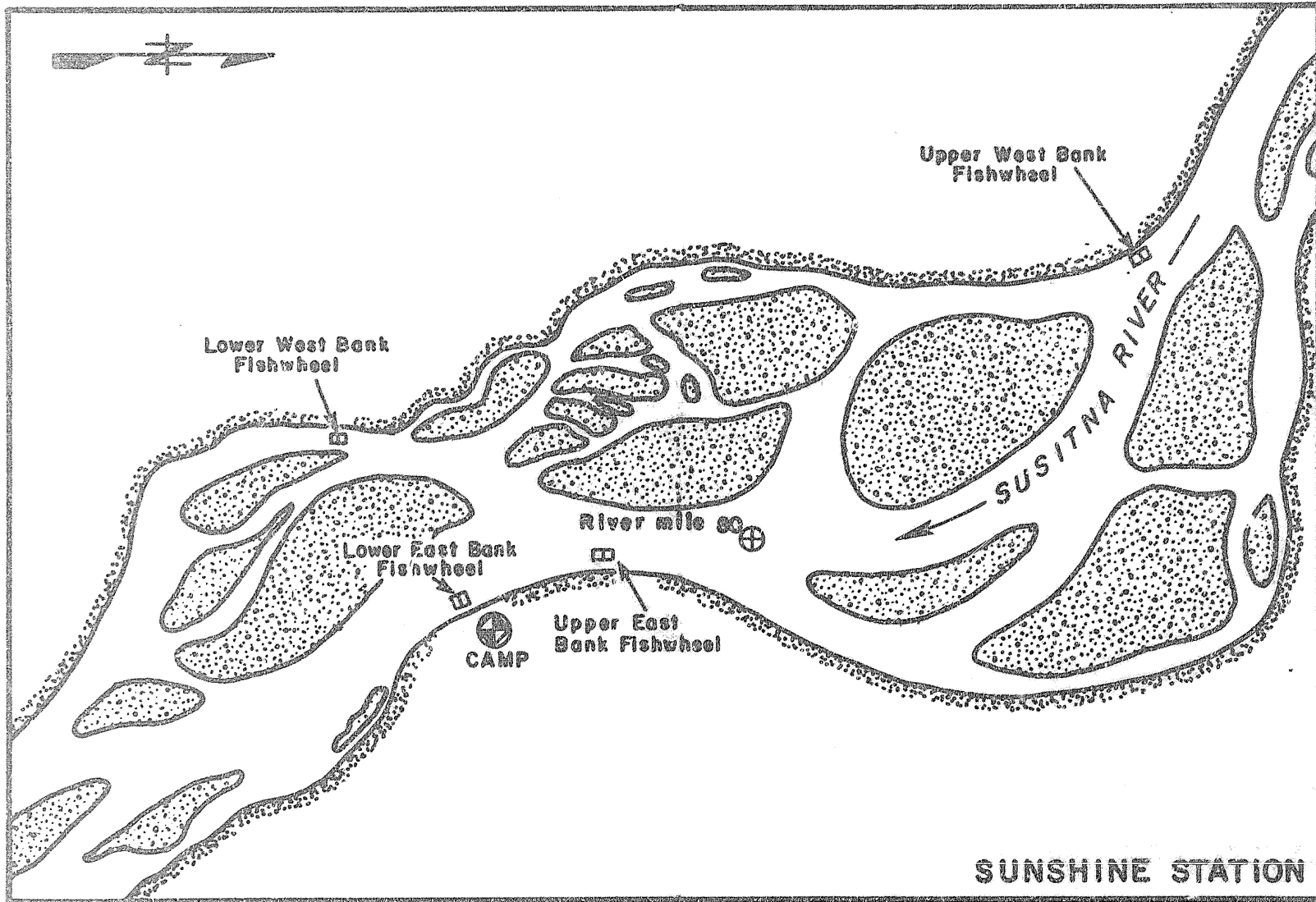
	PAGE
Appendix Table 2-G-3. Escapement survey counts of Susitna River tributary streams between Chulitna River and Upper Devil Canyon.	A133
Appendix Table 2-G-4. Chinook salmon spawning ground surveys of selected spawning areas and resultant tagged to untagged ratios.	A139
Appendix Table 2-G-5. Sockeye salmon spawning ground surveys of selected spawning areas and resultant tagged to untagged ratios.	A140
Appendix Table 2-G-6. Pink salmon spawning ground surveys of selected spawning areas and resultant tagged to untagged ratios.	A142
Appendix Table 2-G-7. Chum salmon spawning ground surveys of selected spawning areas and resultant tagged to untagged ratios.	A144
Appendix Table 2-G-8. Coho salmon spawning ground surveys of selected spawning areas and resultant tagged to untagged ratios.	A149
Appendix Table 2-G-9. Total 1981 sockeye salmon slough escapements between RM 98.6 and 161.0.	A150

	PAGE
Appendix Table 2-G-10. Total 1982 sockeye salmon slough escapements between RM 98.6 and 161.0.	A151
Appendix Table 2-G-11. Estimated pink salmon slough escapements for 1981, 1982 and 1983.	A152
Appendix Table 2-G-12. Total 1981 chum salmon slough escapements between RM 98.6 and 161.0.	A153
Appendix Table 2-G-13. Total 1982 chin salmon slough escapements between RM 98.6 and 161.0.	A154
Appendix Table 2-G-14. Evaluation of chinook salmon Petersen disc tag loss based on fishwheel recaptures and spawning ground surveys conducted between Sunshine Station and Devil Canyon.	A155
Appendix Table 2-G-15. Evaluation of adult salmon tag loss for all species except for chinook salmon based on spawning surveys conducted between Sunshine Station and Devil Canyon.	A155

APPENDIX 2-A
SUSITNA AND YENTNA RIVERS
SAMPLING LOCATIONS



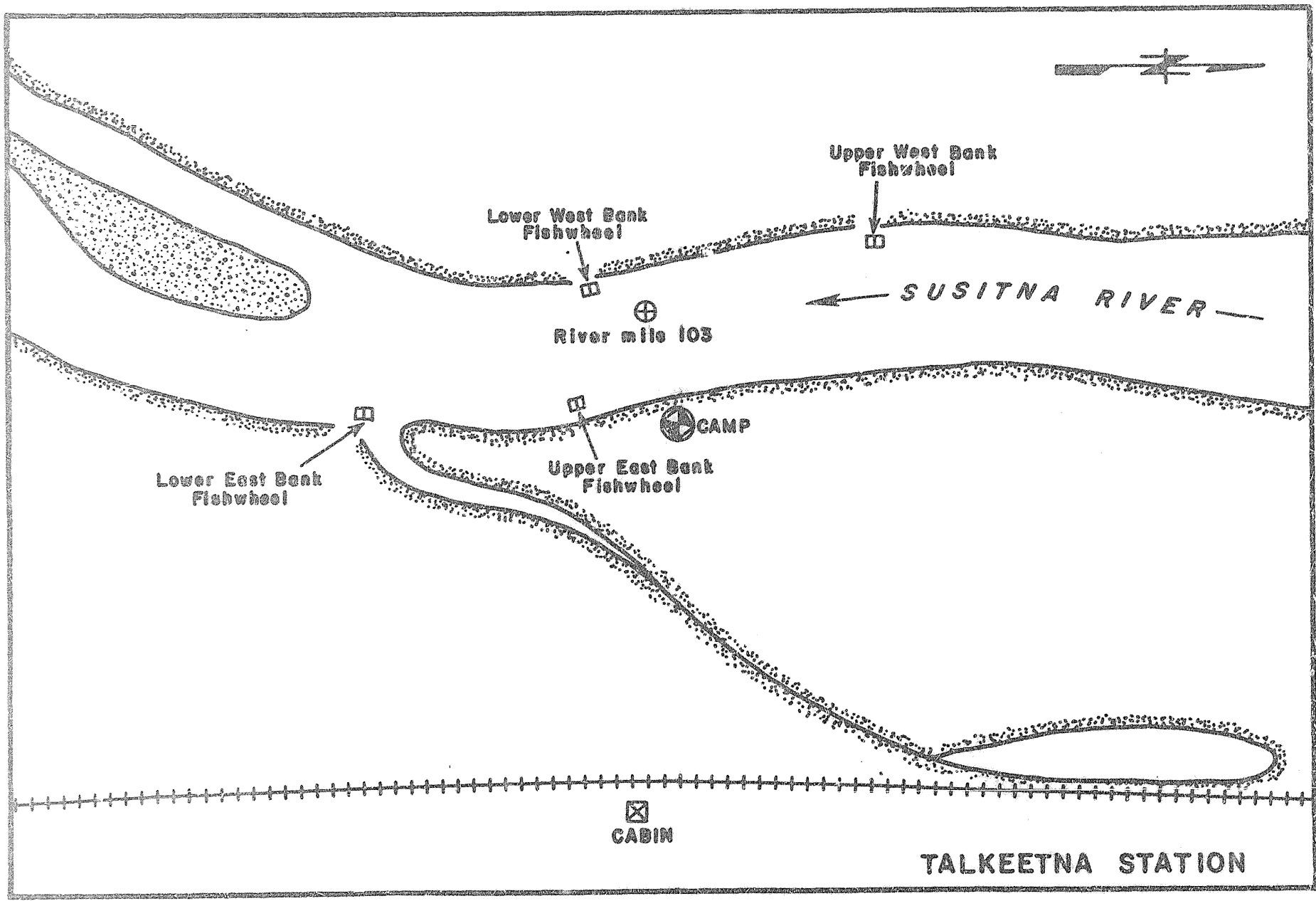
Appendix Figure 2-A-1. Yentna Station with sonar and fishwheel locations defined, Adult Anadromous Investigations, Su Hydro Studies, 1983.



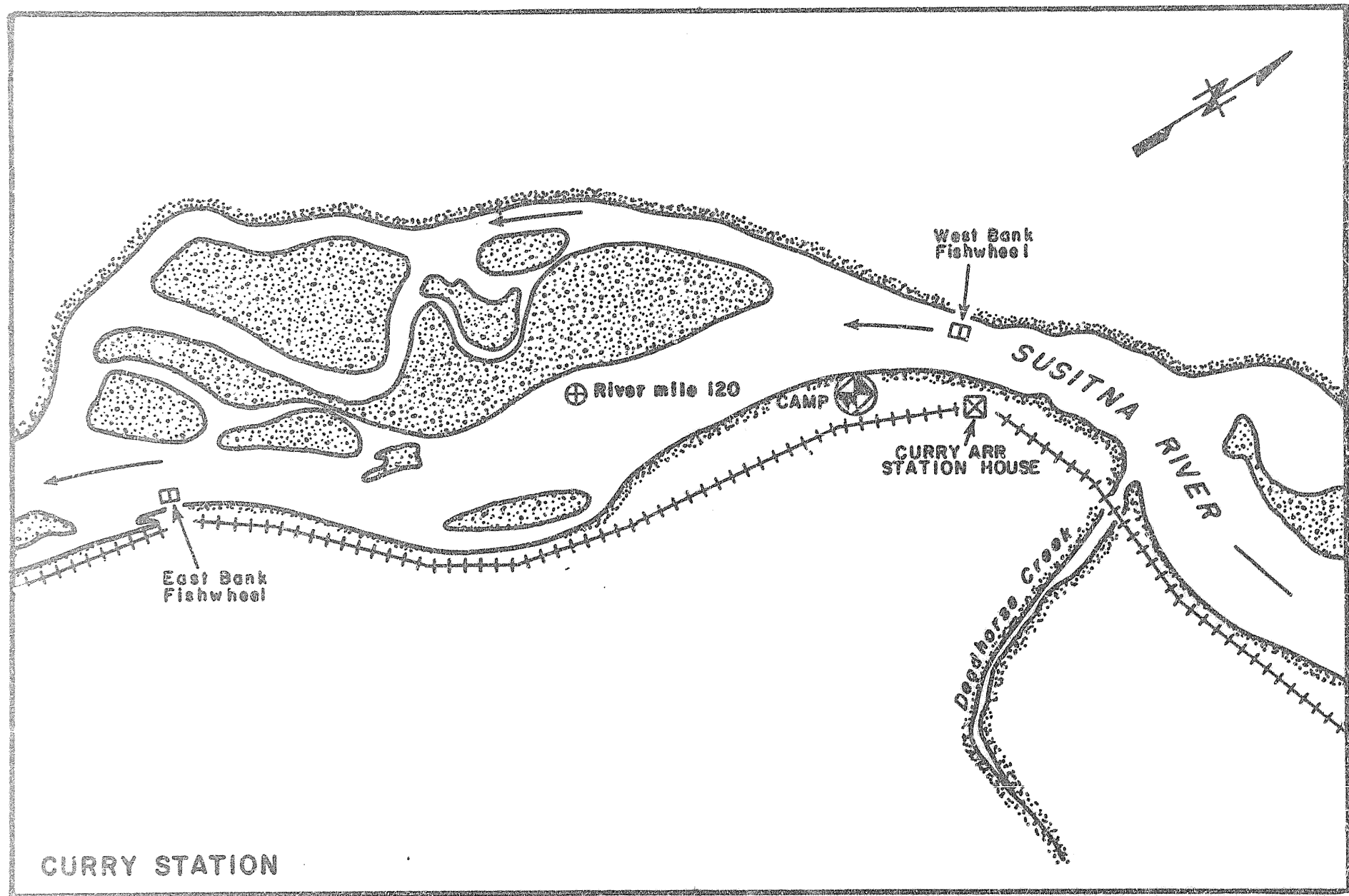
A 2

Appendix Figure 2-A-2. Sunshine Station with fishwheel locations defined, Adult Anadromous Investigations, Su Hydro Studies, 1983.

6 v



Appendix Figure 2-A-3. Talkeetna Station with fishwheel locations defined, Adult Anadromous Investigations, Su Hydro Studies, 1983.



Appendix Figure 2-A-4. Curry Station with fishwheel locations defined, Adult Anadromous Investigations, Su Hydro Studies, 1983.

APPENDIX 2-B
DIPNET AND ELECTROSHOCKER
EULACHON CATCH

Appendix Table 2-B-1. Dipnet and electroshocker catches of eulachon in the Susitna River main channel, Adult Anadromous Investigations, Su Hydro Studies, 1983.

Eulachon Catch								
Date	River Mile	Male			Female			Method
		Pre	Spawning	Post	Pre	Spawning	Post	
MAY								
10	4.5	0	0	0	2	0	0	DIPNET
11	4.5	3	0	0	1	0	0	DIPNET
11	4.5	7	0	0	2	0	0	DIPNET
12	4.5	39	6	0	12	0	0	DIPNET
12	4.5	19	2	0	5	0	0	DIPNET
13	4.5	56	4	0	22	1	0	DIPNET
14	4.5	39	14	0	45	2	0	DIPNET
15	4.5	2	1	0	0	0	0	DIPNET
15	4.5	11	0	0	3	0	0	DIPNET
15	12.5	10	4	2	7	1	1	DIPNET
15	13.1	0	0	0	0	0	0	DIPNET
15	13.8	24	48	18	18	5	4	DIPNET
15	14.4	2	2	0	2	0	0	DIPNET
15	14.5	8	6	0	13	0	0	DIPNET
16	4.5	10	3	0	4	0	0	DIPNET
16	7.6	34	12	0	50	4	0	DIPNET
16	7.6	1	1	0	1	1	0	DIPNET
16	8.3	0	1	0	2	1	0	DIPNET
16	8.5	0	0	0	0	0	0	DIPNET
17	4.5	10	1	4	5	1	0	DIPNET
17	9.8	0	0	0	0	0	0	DIPNET
17	13.8	0	1	1	0	0	0	DIPNET

A 5

Appendix Table 2-3-1. Continued.

Date	River Mile	Eulachon Catch						Method
		Male			Female			
		Pre	Spawning	Post	Pre	Spawning	Post	
MAY								
17	15.0	10	10	9	15	1	2	DIPNET
17	16.5	1	3	3	0	0	0	DIPNET
17	18.2	17	82	16	3	0	1	DIPNET
17	19.7	5	8	3	3	0	0	DIPNET
17	19.8	2	0	0	2	0	0	DIPNET
17	21.5	2	7	1	29	1	3	DIPNET
17	22.1	0	0	0	0	0	0	DIPNET
17	23.0	4	11	2	7	1	0	DIPNET
18	26.6	0	15	39	0	0	1	DIPNET
18	26.6	2	47	15	0	0	0	ELECTROSHOCK
18	27.1	0	0	1	0	0	0	DIPNET
18	27.5	0	0	0	0	0	0	DIPNET
18	28.1	1	1	1	0	0	0	DIPNET
18	28.5	0	0	3	0	0	0	DIPNET
18	31.0	0	0	0	0	0	0	DIPNET
18	34.8	0	0	0	0	0	0	DIPNET
18	36.8	0	0	0	0	0	0	DIPNET
18	47.8	0	0	0	0	0	0	DIPNET
19	4.5	12	24	10	22	0	0	DIPNET
19	5.8	0	0	0	0	0	0	DIPNET
19	6.9	1	1	0	0	0	0	DIPNET
19	9.6	0	0	0	0	0	0	DIPNET
19	12.5	3	52	22	5	1	0	DIPNET

Appendix Table 2-B-1. Continued.

Eulachon Catch								
Date	River Mile	Male			Female			Method
		Pre	Spawning	Post	Pre	Spawning	Post	
MAY								
19	13.8	0	1	0	0	0	0	DIPNET
19	15.0	11	17	7	8	1	0	DIPNET
19	15.0	10	21	6	2	1	0	DIPNET
19	16.2	4	53	8	2	0	0	DIPNET
19	16.5	0	3	4	0	0	0	DIPNET
19	18.2	0	11	0	0	8	0	DIPNET
19	20.2	3	8	0	0	1	0	DIPNET
19	22.1	0	0	0	0	0	0	DIPNET
19	22.5	0	1	2	0	0	0	DIPNET
19	22.6	0	4	1	0	1	0	DIPNET
20	6.3	0	0	3	0	0	0	ELECTROSHOCK
20	7.9	6	2	0	1	0	0	ELECTROSHOCK
20	9.8	22	10	2	10	2	0	ELECTROSHOCK
20	12.5	18	33	1	10	6	0	ELECTROSHOCK
20	14.0	17	25	8	2	0	0	ELECTROSHOCK
20	16.2	2	22	5	1	1	0	ELECTROSHOCK
20	18.2	14	13	8	3	3	0	ELECTROSHOCK
20	20.3	2	3	0	2	0	0	ELECTROSHOCK
20	21.8	1	5	2	1	2	0	ELECTROSHOCK
20	26.6	14	90	21	1	1	0	ELECTROSHOCK
20	28.4	0	0	0	0	0	0	ELECTROSHOCK
20	31.0	0	0	0	0	0	0	ELECTROSHOCK
20	35.0	0	0	0	0	0	0	ELECTROSHOCK

A 7

Appendix Table 2-3-1. Continued.

Eulachon Catch								
Date	River Mile	Male			Female			Method
		Pre	Spawning	Post	Pre	Spawning	Post	
MAY								
20	35.3	0	0	0	0	0	0	ELECTROSHOCK
20	36.8	0	0	0	0	0	0	ELECTROSHOCK
20	38.4	0	0	0	0	0	0	ELECTROSHOCK
20	39.9	0	0	0	0	0	0	ELECTROSHOCK
20	41.3	0	0	0	0	0	0	ELECTROSHOCK
20	43.4	0	0	0	0	0	0	ELECTROSHOCK
21	4.5	39	9	0	86	0	0	DIPNET
21	6.7	43	17	1	54	0	1	DIPNET
21	12.8	4	0	0	3	0	0	DIPNET
21	14.1	9	3	0	22	0	0	DIPNET
21	14.5	52	26	0	35	0	0	ELECTROSHOCK
21	15.0	52	64	0	22	7	0	ELECTROSHOCK
21	15.8	0	0	0	3	0	0	DIPNET
21	18.2	20	40	4	16	0	0	ELECTROSHOCK
21	18.9	35	190	6	3	0	0	ELECTROSHOCK
21	23.2	31	25	0	18	0	0	DIPNET
21	25.5	17	13	3	5	2	0	DIPNET
22	23.7	40	20	0	60	0	0	DIPNET
22	24.2	38	10	0	19	0	0	DIPNET
22	24.7	15	16	2	21	1	0	DIPNET
22	25.4	21	11	0	6	0	0	DIPNET
22	25.5	16	14	0	17	2	0	DIPNET
22	25.5	10	4	0	17	1	0	DIPNET

Appendix Table 2-B-1. Continued.

Eulachon Catch								
Date	River Mile	Male			Female			Method
		Pre	Spawning	Post	Pre	Spawning	Post	
MAY								
22	26.2	33	22	1	20	1	0	DIPNET
22	27.1	38	3	1	18	2	0	DIPNET
22	27.3	11	21	2	5	3	0	DIPNET
22	27.4	21	7	0	10	0	0	DIPNET
22	27.7	21	47	0	30	2	0	DIPNET
22	27.8	22	14	0	22	0	0	DIPNET
22	28.9	10	10	0	45	2	0	DIPNET
22	31.0	20	18	1	35	0	0	DIPNET
22	31.0	1	0	0	0	0	0	DIPNET
22	32.9	0	0	0	0	0	0	DIPNET
22	33.7	62	11	0	4	0	0	DIPNET
22	34.7	7	1	0	3	0	0	DIPNET
22	34.7	0	0	0	0	0	0	DIPNET
22	34.8	0	0	0	0	0	0	DIPNET
22	35.0	25	7	0	15	0	0	DIPNET
22	35.4	4	2	0	5	0	0	DIPNET
22	36.8	21	4	0	9	0	0	DIPNET
22	37.1	9	2	0	0	0	0	DIPNET
22	38.5	1	0	0	0	0	0	DIPNET
22	38.5	0	0	0	0	0	0	DIPNET
22	39.0	0	0	0	0	0	0	DIPNET
22	41.4	0	0	0	0	0	0	DIPNET
22	41.4	0	0	0	0	0	0	DIPNET

69

Appendix Table 2-B-1. Continued.

Eulachon Catch								
Date	River Mile	Male			Female			Method
		Pre	Spawning	Post	Pre	Spawning	Post	
MAY								
22	43.4	0	0	0	0	0	0	DIPNET
23	4.5	37	13	0	61	0	0	DIPNET
23	8.4	9	10	0	44	2	0	DIPNET
23	9.0	6	15	0	26	5	0	DIPNET
23	9.7	10	14	0	38	5	0	DIPNET
23	11.5	31	9	0	46	1	0	DIPNET
23	20.7	16	16	0	39	0	0	DIPNET
23	20.8	24	12	0	52	2	0	DIPNET
23	21.3	18	20	0	28	0	0	DIPNET
23	21.4	26	14	0	25	2	0	DIPNET
23	22.1	16	10	0	34	1	3	DIPNET
23	22.5	14	17	0	49	1	0	DIPNET
23	23.0	28	21	0	43	5	0	DIPNET
24	12.5	3	11	1	50	10	1	DIPNET
24	13.1	2	15	0	69	15	0	DIPNET
24	13.1	1	2	0	0	0	1	DIPNET
24	13.3	1	4	0	35	8	0	DIPNET
24	13.4	4	20	0	20	4	0	DIPNET
24	13.8	5	12	0	38	9	1	DIPNET
24	13.8	5	8	0	8	1	3	DIPNET
24	14.7	6	15	0	19	8	0	DIPNET
24	14.9	2	19	0	45	21	0	DIPNET
24	15.0	7	30	0	26	8	0	DIPNET

A 10

Appendix Table 2-B-1. Continued.

Eulachon Catch									
Date	River Mile	Male			Female			Method	
		Pre	Spawning	Post	Pre	Spawning	Post		
MAY									
24	15.5	4	16	0	19	14	0	DIPNET	
24	15.5	0	8	0	6	7	1	DIPNET	
24	15.5	1	20	1	32	28	0	DIPNET	
24	15.5	2	12	0	32	29	1	DIPNET	
24	15.7	4	18	0	50	9	0	DIPNET	
24	16.2	4	14	0	58	5	0	DIPNET	
24	16.5	3	3	0	60	10	0	DIPNET	
24	17.1	1	8	0	39	8	0	DIPNET	
24	17.2	1	46	0	3	6	0	DIPNET	
24	17.7	24	54	0	50	9	0	DIPNET	
24	18.2	6	94	0	4	28	2	DIPNET	
24	18.7	0	25	5	0	3	1	DIPNET	
24	19.3	2	39	1	1	3	4	DIPNET	
24	19.8	0	32	0	7	10	2	DIPNET	
24	19.8	0	47	3	9	7	8	DIPNET	
24	21.3	0	42	7	4	7	12	DIPNET	
24	22.5	0	25	0	0	12	0	DIPNET	
24	23.3	1	43	0	10	2	0	DIPNET	
24	23.7	0	40	2	12	7	2	DIPNET	
24	24.8	0	54	0	20	18	0	DIPNET	
25	6.1	2	11	16	0	2	5	DIPNET	
25	8.9	0	0	0	0	0	0	DIPNET	
25	9.0	3	22	0	1	3	0	DIPNET	

A 1 1

Appendix Table 2-B-1. Continued.

Eulachon Catch								
Date	River Mile	Male			Female			Method
		Pre	Spawning	Post	Pre	Spawning	Post	
MAY								
25	9.8	1	18	2	2	7	1	DIPNET
25	11.7	1	35	2	1	7	0	DIPNET
25	14.3	0	24	3	2	4	1	DIPNET
25	17.1	0	27	0	0	42	0	DIPNET
25	19.0	0	12	1	3	11	2	DIPNET
25	22.0	0	8	1	5	18	0	DIPNET
25	24.3	1	19	2	5	22	2	DIPNET
25	27.8	0	18	0	2	12	0	DIPNET
25	29.6	0	24	0	4	6	0	DIPNET
25	32.0	1	23	0	15	9	0	DIPNET
25	32.1	0	0	0	0	0	0	DIPNET
25	34.0	0	23	0	7	12	0	DIPNET
25	36.0	1	22	0	14	13	0	DIPNET
25	38.2	5	24	0	10	4	0	DIPNET
25	39.8	0	1	0	1	2	0	DIPNET
25	39.8	10	26	0	3	1	0	DIPNET
25	41.6	3	25	0	2	8	1	DIPNET
25	44.0	0	20	0	4	5	0	ELECTROSHOCK
25	44.9	3	12	0	1	9	1	ELECTROSHOCK
25	47.0	3	8	0	10	5	0	ELECTROSHOCK
25	47.0	0	0	0	0	0	0	ELECTROSHOCK
25	49.2	9	40	0	0	5	0	ELECTROSHOCK
25	53.3	0	0	0	0	0	0	ELECTROSHOCK

A 12

Appendix Table 2-B-1. Continued.

Eulachon Catch								
Date	River Mile	Male			Female			Method
		Pre	Spawning	Post	Pre	Spawning	Post	
MAY								
25	53.3	0	0	0	0	0	0	ELECTROSHOCK
25	55.7	0	0	0	0	0	0	ELECTROSHOCK
26	4.5	58	203	96	10	13	16	DIPNET
26	6.3	0	15	11	1	1	1	DIPNET
26	7.5	0	2	1	0	0	0	DIPNET
26	8.5	0	25	10	1	2	1	DIPNET
26	9.0	0	24	11	0	2	0	DIPNET
26	12.0	0	29	2	2	4	0	DIPNET
26	25.5	12	65	95	22	34	50	DIPNET
27	41.5	1	64	14	0	7	2	ELECTROSHOCK
27	41.7	0	121	5	1	19	1	ELECTROSHOCK
27	43.2	0	0	1	0	0	0	ELECTROSHOCK
27	43.2	0	0	0	0	0	0	ELECTROSHOCK
27	43.7	0	65	15	0	3	6	ELECTROSHOCK
27	44.1	0	10	0	0	5	0	ELECTROSHOCK
27	46.8	0	0	0	0	0	0	ELECTROSHOCK
27	47.6	0	1	0	0	0	0	ELECTROSHOCK
27	49.2	0	0	0	0	0	0	ELECTROSHOCK
27	49.5	0	0	0	0	0	0	ELECTROSHOCK
27	50.3	0	37	5	0	4	50	ELECTROSHOCK
27	50.5	0	0	0	0	0	0	ELECTROSHOCK
27	51.0	0	0	0	0	0	0	ELECTROSHOCK
27	52.8	0	0	0	0	0	0	ELECTROSHOCK

A 1 3

Appendix Table 2-B-1. Continued.

Eulachon Catch									
Date	River Mile	Male			Female			Method	
		Pre	Spawning	Post	Pre	Spawning	Post		
MAY									
27	55.0	0	0	0	0	0	0	ELECTROSHOCK	
27	57.0	0	0	0	0	0	0	ELECTROSHOCK	
27	59.6	0	0	0	0	0	0	ELECTROSHOCK	
28	4.5	5	156	203	0	1	13	DIPNET	
28	4.8	0	24	19	0	0	0	ELECTROSHOCK	
28	14.5	0	36	28	0	1	3	ELECTROSHOCK	
28	14.9	0	14	33	0	0	0	ELECTROSHOCK	
28	15.3	0	53	20	0	2	0	ELECTROSHOCK	
28	26.2	0	13	0	0	34	0	DIPNET	
28	26.6	0	50	61	0	0	0	DIPNET	
28	27.1	0	56	53	0	3	1	DIPNET	
28	27.8	0	33	25	0	1	0	DIPNET	
28	31.5	0	0	1	1	0	0	DIPNET	
28	34.3	0	5	1	0	1	0	DIPNET	
28	36.9	0	0	0	0	0	0	DIPNET	
28	38.2	0	0	0	0	0	0	DIPNET	
28	39.2	4	30	4	2	1	0	DIPNET	
28	40.3	0	22	3	0	0	0	DIPNET	
29	27.4	3	20	16	0	0	0	ELECTROSHOCK	
29	27.5	0	30	5	0	3	0	DIPNET	
29	30.9	0	0	0	0	0	0	ELECTROSHOCK	
29	31.4	0	63	24	0	3	0	ELECTROSHOCK	
29	31.7	0	54	10	1	1	0	ELECTROSHOCK	

A 14

Appendix Table 2-B-1. Continued.

Eulachon Catch

Date	River Mile	Male			Female			Method
		Pre	Spawning	Post	Pre	Spawning	Post	
MAY								
29	33.0	0	19	5	0	0	0	ELECTROSHOCK
29	33.7	0	75	8	0	5	0	ELECTROSHOCK
29	35.0	0	24	18	0	0	0	ELECTROSHOCK
29	35.0	0	0	0	0	0	0	ELECTROSHOCK
29	37.0	0	60	35	0	2	0	ELECTROSHOCK
29	37.0	0	57	33	0	3	0	ELECTROSHOCK
29	38.5	0	0	0	0	0	0	ELECTROSHOCK
29	39.0	0	54	12	0	0	0	ELECTROSHOCK
30	25.5	0	81	6	0	43	1	DIPNET
30	44.7	0	0	0	0	0	0	ELECTROSHOCK
30	48.0	0	0	0	0	0	0	ELECTROSHOCK
30	50.3	0	0	0	0	0	0	ELECTROSHOCK
30	53.4	0	0	0	0	0	0	ELECTROSHOCK
30	56.0	0	0	0	0	0	0	ELECTROSHOCK
30	56.2	0	0	0	0	0	0	ELECTROSHOCK
30	58.6	0	0	0	0	0	0	ELECTROSHOCK
31	4.5	0	173	130	0	9	3	DIPNET
31	6.4	0	41	0	0	31	0	ELECTROSHOCK
31	8.2	0	60	17	0	2	0	ELECTROSHOCK
31	9.8	0	39	45	0	0	0	ELECTROSHOCK
31	12.5	0	43	27	0	4	2	ELECTROSHOCK
31	15.0	0	43	26	0	2	1	ELECTROSHOCK
31	18.2	0	48	32	0	0	0	ELECTROSHOCK

A 15

Appendix Table 2-B-1. Continued.

Eulachon Catch									
Date	River Mile	Male			Female			Method	
		Pre	Spawning	Post	Pre	Spawning	Post		
MAY									
31	21.0	0	2	1	0	0	1	ELECTROSHOCK	
31	23.0	0	7	5	0	0	0	ELECTROSHOCK	
31	25.4	0	0	19	0	0	0	ELECTROSHOCK	
31	29.0	0	0	0	0	0	0	ELECTROSHOCK	
31	31.5	0	0	0	0	0	0	ELECTROSHOCK	
31	37.0	0	0	0	0	0	0	ELECTROSHOCK	
31	39.0	0	0	0	0	0	0	ELECTROSHOCK	
31	39.0	0	0	0	0	0	0	ELECTROSHOCK	
JUNE									
01	3.0	0	1	0	0	0	0	ELECTROSHOCK	
01	4.0	0	4	0	0	0	0	ELECTROSHOCK	
01	6.0	0	0	0	0	0	0	ELECTROSHOCK	
01	10.0	0	0	0	0	0	0	ELECTROSHOCK	
01	16.0	0	0	0	0	0	0	ELECTROSHOCK	
01	17.0	0	0	0	0	0	0	ELECTROSHOCK	
01	29.5	0	9	1	0	0	0	ELECTROSHOCK	
01	31.3	0	0	0	0	0	0	ELECTROSHOCK	
02	5.9	0	0	0	0	0	0	ELECTROSHOCK	
02	6.5	0	2	5	0	0	0	ELECTROSHOCK	
02	9.5	0	0	4	0	0	0	ELECTROSHOCK	
02	9.8	0	2	3	0	0	0	ELECTROSHOCK	

Appendix Table 2-B-1. Continued.

Eulachon Catch								
Date	River Mile	Male			Female			Method
		Pre	Spawning	Post	Pre	Spawning	Post	
JUNE								
02	12.5	0	12	11	0	0	1	ELECTROSHOCK
02	13.8	0	2	6	0	0	0	ELECTROSHOCK
02	15.0	0	4	6	0	0	0	ELECTROSHOCK
02	15.0	0	4	8	0	1	0	ELECTROSHOCK
02	16.2	0	0	0	0	0	0	ELECTROSHOCK
02	16.5	0	0	0	0	0	0	ELECTROSHOCK
02	18.2	0	4	11	0	0	0	ELECTROSHOCK
02	18.9	0	56	54	0	2	1	ELECTROSHOCK
02	21.5	0	1	0	0	0	0	ELECTROSHOCK
02	22.5	0	3	1	0	0	0	ELECTROSHOCK
02	23.0	0	0	3	0	0	0	ELECTROSHOCK
02	23.7	0	0	0	0	0	0	ELECTROSHOCK
03	4.5	0	17	18	1	0	1	DIPNET
04	6.3	0	16	7	0	0	1	ELECTROSHOCK
04	9.8	0	0	0	0	0	0	ELECTROSHOCK
04	12.5	0	1	0	0	0	0	ELECTROSHOCK
04	14.9	0	0	0	0	0	0	ELECTROSHOCK
04	18.9	0	36	0	0	2	1	ELECTROSHOCK
04	23.0	0	0	0	0	0	0	ELECTROSHOCK
04	25.5	0	0	0	0	0	0	ELECTROSHOCK
04	27.9	0	0	0	0	0	0	ELECTROSHOCK
04	37.1	0	0	0	0	0	0	ELECTROSHOCK
04	39.9	0	0	0	0	0	0	ELECTROSHOCK

A 17

Appendix Table 2-B-1. Continued.

Eulachon Catch								
Date	River Mile	Male			Female			Method
		Pre	Spawning	Post	Pre	Spawning	Post	
JUNE								
04	44.3	0	0	0	0	0	0	ELECTROSHOCK
04	48.1	0	0	0	0	0	0	ELECTROSHOCK
04	50.3	0	0	0	0	0	0	ELECTROSHOCK
05	4.5	0	1	0	0	0	1	DIPNET
06	4.5	0	0	6	0	0	50	DIPNET
06	6.3	0	0	4	0	0	111	ELECTROSHOCK
06	9.8	0	0	0	0	0	0	ELECTROSHOCK
06	12.5	0	0	0	0	0	0	ELECTROSHOCK
06	13.8	0	0	0	0	0	0	ELECTROSHOCK
06	15.5	0	0	0	0	0	0	ELECTROSHOCK
06	16.2	0	0	0	0	0	0	ELECTROSHOCK
06	18.2	0	0	0	0	0	0	ELECTROSHOCK
06	18.9	0	0	0	0	0	0	ELECTROSHOCK
06	21.5	0	0	0	0	0	0	ELECTROSHOCK
06	22.5	0	0	0	0	0	0	ELECTROSHOCK
06	23.0	0	0	0	0	0	0	ELECTROSHOCK
07	4.5	0	0	2	0	0	28	DIPNET
08	4.5	0	0	0	0	0	4	DIPNET

A 18

APPENDIX 2-C

SONAR

1. DAILY YENTNA STATION SONAR COUNTS
2. FIGURE OF DAILY AND CUMULATIVE PERCENT
OF SONAR COUNTS BY SPECIES

Appendix Table 2-C-1. Yentna station north bank daily and cumulative sonar counts by species, Adult Anadromous Investigations, Su Hydro Studies, 1983.

DATE	TOTAL	CHINOOK		SOCKEYE		PINK		CHUM		COHO		MISC.	
	DAILY COUNT	DAILY	CUM	DAILY	CUM	DAILY	CUM	DAILY	CUM	DAILY	CUM	DAILY	CUM
063083	91	19	19	37	37	20	20	2	2	5	5	8	8
070183	59	12	31	24	61	13	33	1	3	4	9	5	13
070283	73	15	46	30	91	16	49	1	4	5	14	6	19
070383	27	6	52	11	102	6	55	0	4	2	16	2	21
070483	59	12	64	24	126	13	68	1	5	4	20	5	26
070583	47	10	74	19	145	10	78	1	6	3	23	4	30
070683	59	12	86	24	169	13	91	1	7	4	27	5	35
070783	29	6	92	12	181	6	97	1	8	2	29	2	37
070883	35	7	99	14	195	8	105	1	9	2	31	3	40
070983	57	12	111	23	218	13	118	1	10	3	34	5	45
071083	59	12	123	24	242	13	131	1	11	4	38	5	50
071183	63	13	136	26	268	14	145	1	12	4	42	5	55
071283	86	18	154	35	303	19	164	2	14	5	47	7	62
071383	73	1	155	23	326	40	204	7	21	2	49	0	62
071483	380	5	160	119	445	206	410	36	57	12	61	2	64
071583	386	7	167	128	573	163	573	55	112	24	85	9	73
071683	647	12	179	215	788	273	846	92	204	40	125	15	88
071783	815	5	184	107	895	586	1432	76	280	31	156	10	98
071883	1068	0	184	91	986	920	2352	27	307	15	171	15	113
071983	1901	0	184	162	1148	1638	3990	47	354	27	198	27	140
072083	4627	0	184	964	2112	3036	7026	217	571	169	367	241	381
072183	3309	0	184	689	2801	2172	9198	155	726	121	488	172	553
072283	1191	0	184	288	3089	495	9693	241	967	154	642	13	566
072383	2385	0	184	446	3535	1559	11252	234	1201	124	766	22	588
072483	1713	0	184	321	3856	1119	12371	168	1369	89	855	16	604

A 19

Appendix Table 2-C-1. Continued.

DATE	TOTAL	CHINOOK		SOCKEYE		PINK		CHUM		COHO		MISC.	
	DAILY COUNT	DAILY	CUM	DAILY	CUM	DAILY	CUM	DAILY	CUM	DAILY	CUM	DAILY	CUM
072583	981	0	184	155	4011	708	13079	75	1444	26	881	17	621
072683	1446	0	184	229	4240	1044	14123	110	1554	38	919	25	646
072783	1223	0	184	197	4437	915	15038	66	1620	35	954	10	656
072883	1266	0	184	244	4681	920	15958	56	1676	36	990	10	666
072983	594	0	184	111	4792	450	16408	14	1690	19	1009	0	666
073083	365	2	186	51	4843	286	15694	9	1699	13	1022	4	670
073183	193	1	187	30	4873	157	16851	2	1701	2	1024	1	671
080183	215	0	187	55	4928	139	16990	7	1708	12	1036	2	673
080283	1761	0	187	452	5380	1144	18134	55	1763	96	1132	14	687
080383	207	1	188	91	5471	101	18235	3	1766	8	1140	3	690
080483	211	1	189	93	5564	103	18338	3	1769	8	1148	3	693
080583	168	3	192	29	5593	118	18456	7	1776	11	1159	0	693
080683	215	3	195	37	5630	152	18608	9	1785	14	1173	0	693
080783	288	4	199	50	5680	203	18811	12	1797	19	1192	0	693
080883	278	2	201	58	5738	135	18946	49	1846	27	1219	7	700
080983	18	0	201	4	5742	9	18955	3	1849	2	1221	0	700
081083	0	0	201	0	5742	0	18955	0	1849	0	1221	0	700
081183	190	1	202	39	5781	92	19047	34	1883	19	1240	5	705
081283	398	2	204	83	5864	193	19240	71	1954	39	1279	10	715
081383	386	2	206	81	5945	187	19427	69	2023	38	1317	9	724
081483	572	4	210	119	6064	277	19704	102	2125	56	1373	14	738
081583	398	2	212	83	6147	193	19897	71	2196	39	1412	10	748
081683	973	0	212	199	6346	298	20195	298	2494	63	1475	115	863
081783	1028	0	212	210	6556	315	20510	315	2809	66	1541	122	985
081883	466	0	212	95	6651	143	20653	143	2952	30	1571	55	1040

Appendix Table 2-3-1. Continued.

DATE	TOTAL	CHINOOK		SOCKEYE		PINK		CHUM		COHO		MISC.	
	DAILY COUNT	DAILY	CUM	DAILY	CUM	DAILY	CUM	DAILY	CUM	DAILY	CUM	DAILY	CUM
081983	336	2	214	60	6711	54	20707	95	3047	32	1603	93	1133
082083	282	2	216	50	6761	45	20752	80	3127	27	1630	78	1211
082183	219	1	217	39	6800	35	20787	62	3189	21	1651	61	1272
082283	166	1	218	29	6829	27	20814	47	3236	16	1667	46	1318
082383	317	2	220	56	6885	51	20865	90	3326	30	1697	88	1406
082483	261	2	222	46	6931	42	20907	74	3400	25	1722	72	1478
082583	215	1	223	38	6969	35	20942	61	3461	20	1742	60	1538
082683	86	1	224	15	6984	14	20956	24	3485	8	1750	24	1562
082783	210	1	225	37	7021	34	20990	60	3545	20	1770	58	1620
082883	197	1	226	35	7056	31	21021	56	3601	19	1789	55	1675
082983	155	1	227	27	7083	25	21046	44	3645	15	1804	43	1718
083083	95	1	228	17	7100	15	21061	27	3672	9	1813	26	1744
083183	130	1	229	23	7123	21	21082	37	3709	12	1825	36	1780
090183	63	0	229	11	7134	10	21092	18	3727	6	1831	18	1798
090283	61	0	229	11	7145	10	21102	17	3744	6	1837	17	1815
090383	86	1	230	15	7160	14	21116	24	3768	8	1845	24	1839
090483	56	0	230	10	7170	9	21125	16	3784	5	1850	16	1855
090583	13	0	230	2	7172	2	21127	4	3788	1	1851	4	1859

A 2 1

Appendix Table 2-C-2. Yentna station south bank daily and cumulative sonar counts by species, Adult Anadromous Investigations, Su Hydro Studies, 1983.

DATE	TOTAL	CHINOOK		SOCKEYE		PINK		CHUM		COHO		MISC.	
	DAILY COUNT	DAILY	CUM	DAILY	CUM	DAILY	CUM	DAILY	CUM	DAILY	CUM	DAILY	CUM
063083	30	5	5	15	15	6	6	1	1	1	1	2	2
070183	18	3	8	10	25	4	10	0	1	0	1	1	3
070283	24	4	12	13	38	5	15	0	1	0	1	2	5
070383	67	12	24	35	73	13	28	1	2	1	2	5	10
070483	123	21	45	65	138	24	52	2	4	2	4	9	19
070583	111	19	64	58	196	22	74	2	6	2	6	8	27
070683	57	10	74	30	226	11	85	1	7	1	7	4	31
070783	45	8	82	23	249	9	94	1	8	1	8	3	34
070883	24	4	86	13	262	5	99	0	8	0	8	2	36
070983	37	6	92	19	281	7	106	1	9	1	9	3	39
071083	70	12	104	37	318	14	120	1	10	1	10	5	44
071183	127	22	126	67	385	25	145	2	12	2	12	9	53
071283	242	41	167	126	511	48	193	5	17	5	17	17	70
071383	572	13	180	355	866	164	357	19	36	13	30	8	78
071483	3642	80	260	2263	3129	1044	1401	121	157	80	110	54	132
071583	3167	0	260	2468	5597	390	1791	179	336	114	224	16	148
071683	5032		260	3637	9234	773	2564	170	506	433	657	19	167
071783	6184	0	260	3511	12745	1970	4534	254	760	449	1106	0	167
071883	9316	25	285	4974	17719	3484	8018	429	1189	404	1510	0	167
071983	25453	0	285	17817	35536	5438	13456	983	2172	1041	2551	174	341
072083	26508	46	331	21504	57040	3800	17256	602	2774	417	2968	139	480
072183	18668	0	331	12552	69592	4524	21780	637	3411	573	3541	382	862
072283	6450	0	331	2730	72322	2773	24553	495	3906	366	3907	86	943
072383	7527	0	331	3319	75641	2899	27452	701	4607	514	4421	94	1042
072483	6225	0	331	2620	78261	2871	30323	210	4817	419	4840	105	1147

A 2 2

Appendix Table 2-C-2. Continued.

DATE	TOTAL DAILY COUNT	CHINOOK		SOCKEYE		PINK		CHUM		COHO		MISC.	
		DAILY	CUM	DAILY	CUM	DAILY	CUM	DAILY	CUM	DAILY	CUM	DAILY	CUM
072583	5830	19	350	3756	82017	1647	31970	130	4947	222	5062	56	1203
072683	6675	21	371	4302	86319	1886	33856	148	5095	254	5316	64	1267
072783	3715	0	371	2544	88863	833	34689	45	5140	248	5564	45	1312
072883	1710	0	371	926	89789	490	35179	98	5238	185	5749	11	1323
072983	1155	0	371	764	90553	268	35447	28	5266	95	5844	0	1323
073083	1137	0	371	753	91306	264	35711	27	5293	93	5937	0	1323
073183	763	4	375	387	91693	297	36008	4	5297	71	6008	0	1323
080183	800	4	379	406	92099	311	36319	4	5301	75	6083	0	1323
080283	760	4	383	386	92485	295	36614	4	5305	71	6154	0	1323
080383	583	0	383	331	92816	206	36820	19	5324	27	6181	0	1323
080483	544	0	383	333	93149	191	37011	0	5324	20	6201	0	1323
080583	617	0	383	372	93527	217	37228	0	5324	22	6223	0	1323
080683	642	0	383	301	93828	243	37471	47	5371	51	6274	0	1323
080783	501	0	383	235	94063	189	37660	37	5408	40	6314	0	1323
080883	514	0	383	241	94304	194	37854	38	5446	41	6355	0	1323
080983	96	0	383	45	94349	36	37890	7	5453	8	6363	0	1323
081083	111	0	383	52	94401	42	37932	8	5461	9	6372	0	1323
081183	652	0	383	306	94707	246	38178	48	5509	52	6424	0	1323
081283	923	0	383	511	95218	258	38436	77	5586	75	6499	2	1325
081383	1005	0	383	556	95774	280	38716	84	5670	82	6581	3	1328
081483	476	0	383	200	95974	186	38902	57	5727	30	6611	3	1331
081583	335	0	383	115	96089	131	39033	64	5791	24	6635	1	1332
081683	212	0	383	73	96162	83	39116	40	5831	15	6650	1	1333
081783	278	0	383	102	96264	69	39185	55	5886	27	6677	25	1358
081883	332	0	383	121	96385	83	39268	66	5952	32	6709	30	1388

Appendix Table 2-C-2. Continued.

DATE	TOTAL	CHINOOK		SOCKEYE		PINK		CHUM		COHO		MISC.	
	DAILY COUNT	DAILY	CUM	DAILY	CUM	DAILY	CUM	DAILY	CUM	DAILY	CUM	DAILY	CUM
081983	266	0	383	97	96482	66	39334	53	6005	26	6735	24	1412
082083	399	0	383	146	96628	100	39434	79	6084	38	6773	36	1448
082183	212	0	383	60	96688	10	39444	91	6175	24	6797	27	1475
082283	70	0	383	20	96708	3	39447	30	6205	8	6805	9	1484
082383	134	0	383	38	96746	6	39453	58	6263	15	6820	17	1501
082483	237	0	383	67	96813	11	39464	102	6365	27	6847	30	1531
082583	179	0	383	51	96864	8	39472	77	6442	20	6867	23	1554
082683	156	0	383	44	96908	7	39479	67	6509	18	6885	20	1574
082783	323	0	383	92	97000	15	39494	139	6648	36	6921	41	1615
082883	221	0	383	63	97063	10	39504	95	6743	25	6946	28	1643
082983	149	0	383	42	97105	7	39511	64	6807	17	6963	19	1662
083083	64	0	383	18	97123	3	39514	28	6835	7	6970	8	1670
083183	61	0	383	17	97140	3	39517	26	6861	7	6977	8	1678
090183	56	0	383	16	97156	3	39520	24	6885	6	6983	7	1685
090283	38	0	383	11	97167	2	39522	16	6901	4	6987	5	1690
090383	68	0	383	19	97186	3	39525	29	6930	8	6995	9	1699
090483	84	0	383	24	97210	4	39529	36	6961	9	7004	11	1710
090583	111	0	383	32	97242	5	39534	48	7014	12	7016	14	1724

Appendix Table 2-C-3. Yentna station daily and cumulative sonar counts by species, Adult Anadromous Investigations, Su Hydro Studies, 1983.

DATE	TOTAL DAILY COUNT	CHINOOK		SOCKEYE		PINK		CHUM		COHO		MISC.	
		DAILY	CUM	DAILY	CUM	DAILY	CUM	DAILY	CUM	DAILY	CUM	DAILY	CUM
063083	121	24	24	52	52	20	26	3	3	6	6	10	10
070183	77	15	39	34	86	17	43	1	4	4	10	6	16
070283	97	19	58	43	129	21	64	1	5	5	15	8	24
070383	94	18	76	46	175	19	83	1	6	3	18	7	31
070483	182	33	109	89	264	37	120	3	9	6	24	14	45
070583	158	29	138	77	341	32	152	3	12	5	29	12	57
070683	116	22	160	54	395	24	176	2	14	5	34	9	66
070783	74	14	174	35	430	15	191	2	16	3	37	5	71
070883	59	11	185	27	457	13	204	1	17	2	39	5	76
070983	94	18	203	42	499	20	224	2	19	4	43	8	84
071083	129	24	227	61	560	27	251	2	21	5	48	10	94
071183	190	35	262	93	653	39	290	3	24	6	54	14	108
071283	328	59	321	161	814	67	357	7	31	10	64	24	132
071383	645	14	335	378	1192	204	561	26	57	15	79	8	140
071483	4022	85	420	2382	3574	1250	1811	157	214	92	171	56	196
071583	3553	7	427	2596	6170	553	2364	234	448	138	309	25	221
071683	5679	12	439	3852	10022	1046	3410	262	710	473	782	34	255
071783	6999	5	444	3618	13640	2556	5966	330	1040	480	1262	10	265
071883	10384	25	469	5065	18705	4404	10370	456	1496	419	1681	15	280
071983	27354	0	469	17979	36684	7076	17446	1030	2526	1068	2749	201	481
072083	31135	46	515	22468	59152	6836	24282	819	3345	586	3335	380	861
072183	21977	0	515	13241	72393	6696	30978	792	4137	694	4029	554	1415
072283	7641	0	515	3018	75411	3268	34246	736	4873	520	4549	99	1514
072383	9912	0	515	3765	79176	4458	38704	935	5808	638	5187	116	1630
072483	7938	0	515	2941	82117	3990	42694	378	6186	508	5695	121	1751

A 25

Appendix Table 2-C-3. Continued.

DATE	TOTAL DAILY COUNT	CHINOOK		SOCKEYE		PINK		CHUM		COHO		MISC.	
		DAILY	CUM	DAILY	CUM	DAILY	CUM	DAILY	CUM	DAILY	CUM	DAILY	CUM
072583	6811	19	534	3911	86028	2355	45049	205	6391	248	5943	73	1824
072683	8121	21	555	4531	90559	2930	47979	258	6649	292	6235	89	1913
072783	4938	0	555	2741	93300	1748	49727	111	6760	283	6518	55	1968
072883	2976	0	555	1170	94470	1410	51137	154	6914	221	6739	21	1989
072983	1749	0	555	875	95345	718	51855	42	6956	114	6853	0	1989
073083	1502	2	557	804	96149	550	52405	36	6992	106	6959	4	1993
073183	956	5	562	417	96566	454	52859	6	6998	73	7032	1	1994
080183	1015	4	566	461	97027	450	53309	11	7009	87	7119	2	1996
080283	2521	4	570	838	97865	1439	54748	59	7068	167	7286	14	2010
080383	790	1	571	422	98287	307	55055	22	7090	35	7321	3	2013
080483	755	1	572	426	98713	294	55349	3	7093	28	7349	3	2016
080583	785	3	575	407	99120	335	55684	7	7100	33	7382	0	2016
080683	857	3	578	338	99458	395	56079	56	7156	65	7447	0	2016
080783	789	4	582	285	99743	392	56471	49	7205	59	7506	0	2016
080883	792	2	584	299	100042	329	56800	87	7292	68	7574	7	2023
080983	114	0	584	49	100091	45	56845	10	7302	10	7584	0	2023
081083	111	0	584	52	100143	42	56887	8	7310	9	7593	0	2023
081183	842	1	585	345	100488	338	57225	82	7392	71	7664	5	2028
081283	1321	2	587	594	101082	451	57676	148	7540	114	7778	12	2040
081383	1391	2	589	637	101719	467	58143	153	7693	120	7898	12	2052
081483	1048	4	593	319	102038	463	58606	159	7852	86	7984	17	2069
081583	733	2	595	198	102236	324	58930	135	7987	63	8047	11	2080
081683	1185	0	595	272	102508	381	59311	338	8325	78	8125	116	2196
081783	1306	0	595	312	102820	384	59695	370	8695	93	8218	147	2343
081883	798	0	595	216	103036	226	59921	209	8904	62	8280	85	2428

A 26

Appendix Table 2-C-3. Continued.

DATE	TOTAL DAILY COUNT	CHINOOK		SOCKEYE		PINK		CHUM		COHC		MISC.	
		DAILY	CUM	DAILY	CUM	DAILY	CUM	DAILY	CUM	DAILY	CUM	DAILY	CUM
081983	602	2	597	157	103193	120	60041	148	9052	58	8338	117	2545
082083	681	2	599	196	103389	145	60186	159	9211	65	8403	114	2659
082183	431	1	600	99	103488	45	60231	153	9364	45	8448	88	2747
082283	236	1	601	49	103537	30	60261	77	9441	24	8472	55	2302
082383	451	2	603	94	103631	57	60318	148	9589	45	8517	105	2907
082483	498	2	605	113	103744	53	60371	176	9765	52	8569	102	3009
082583	394	1	606	89	103833	43	60414	138	9903	40	8609	83	3092
082683	242	1	607	59	103892	21	60435	91	9994	26	8635	44	3136
082783	533	1	608	129	104021	49	60484	199	10193	56	8691	99	3235
082883	418	1	609	98	104119	41	60525	151	10344	44	8735	83	3318
082983	304	1	610	69	104188	32	60557	108	10452	32	8767	62	3380
083083	159	1	611	35	104223	18	60575	55	10507	16	8783	34	3414
083183	191	1	612	40	104263	24	60599	63	10570	19	8802	44	3458
090183	119	0	612	27	104290	13	60612	42	10612	12	8814	25	3483
090283	99	0	612	22	104312	12	60624	33	10645	10	8824	22	3505
090383	154	1	613	34	104346	17	60641	53	10698	16	8840	33	3538
090483	140	0	613	34	104380	13	60654	52	10750	14	8854	27	3565
090583	124	0	613	34	104414	7	60661	52	10802	13	8867	18	3583

Appendix Table 2-C-4. Sector distribution of north bank sonar counts, adjusted for debris, at Yentna Station, Adult Anadromous Investigations, Su Hydro Studies, 1983.

Date	Sector												Total
	1	2	3	4	5	6	7	8	9	10	11	12	
June 30 ^{1/}	40	4	0	0	0	0	0	0	4	0	40	0	88
July													
1	36	1	2	1	0	0	0	0	0	3	2	11	56
2	47	18	4	3	0	0	0	0	0	2	0	0	74
3	12	13	2	0	0	0	0	0	0	0	0	0	27
4	35	21	3	1	0	0	0	0	0	0	0	1	61
5	16	21	10	0	0	0	0	0	0	0	0	0	47
6	25	19	10	1	0	0	0	1	0	0	0	1	57
7	20	9	2	0	0	0	0	0	0	0	0	0	31
8	10	11	9	1	0	0	1	0	0	2	1	0	35
9	14	29	11	3	0	0	0	0	0	0	0	0	57
10	26	18	12	0	0	0	0	0	0	0	0	0	56
11	37	15	7	1	0	0	0	1	0	0	0	3	64
12	49	24	9	3	0	0	0	0	0	0	0	1	86
13	39	28	10	0	0	0	0	1	0	0	1	0	79
14	92	81	54	18	0	1	7	20	19	37	17	33	379
15	101	77	63	16	1	0	5	16	20	18	44	26	387
16	122	132	177	13	1	0	13	23	36	50	22	61	650
17	174	140	122	23	4	0	24	37	54	46	72	135	831
18	320	198	138	19	1	0	29	54	33	60	75	164	1091
19	330	492	321	23	1	1	37	67	124	120	166	286	1968
20	1049	1076	794	71	8	0	71	115	187	274	376	733	4754
21	489	736	671	86	8	0	55	128	206	225	245	466	3315
22	344	342	236	17	1	0	13	17	40	83	45	69	1207
23	548	346	187	36	1	0	49	90	153	272	352	352	2386
24	604	266	149	19	1	0	28	64	79	136	183	184	1713
25	247	163	89	14	2	0	29	19	66	109	87	147	972
26	583	312	103	19	0	1	11	8	41	70	89	210	1447
27	540	232	53	13	1	0	13	19	34	67	61	191	1224
28	522	206	56	14	0	0	16	5	51	117	77	202	1266
29	255	108	66	3	0	0	4	5	12	29	51	61	594
30	165	83	60	7	2	0	1	2	11	13	19	2	365
31	41	70	52	18	7	1	0	0	1	1	0	3	194
August													
1	20	57	69	10	8	3	0	1	1	6	12	27	214
2	19	58	40	16	7	5	3	2	4	7	3	12	176
3	13	67	51	9	4	5	1	0	2	15	22	17	206
4	42	64	49	7	0	0	0	1	2	10	19	24	218
5	52	50	34	5	0	0	1	2	1	4	6	13	168

A 2 8

Appendix Table 2-C-4. Continued.

Date	Sector												Total	
	1	2	3	4	5	6	7	8	9	10	11	12		
August														
6	51	70	29	0	1	0	2	2	7	3	35	19	219	
7	139	57	45	14	0	0	1	6	6	8	6	33	315	
8	2/	59	30	1	0	0	1	2	2	0	4	7	-	
9	2/	9	0	0	0	0	0	0	0	0	0	0	-	
10	0	0	0	0	0	0	0	0	0	0	0	0	0	
11	117	57	22	2	0	0	1	1	0	0	0	0	200	
12	119	126	76	19	7	2	4	3	14	50	3/	3/	-	
13	87	127	81	16	0	1	11	13	4	2	15	32	389	
14	246	64	37	12	0	0	7	11	50	51	56	47	581	
15	100	78	35	10	0	0	10	18	15	17	35	94	412	
16	400	110	89	9	1	1	19	19	17	55	75	204	999	
17	509	163	43	14	1	1	9	17	21	41	69	141	1029	
18	295	68	21	1	2	0	9	16	10	4	26	20	472	
19	202	61	12	4	1	0	1	0	5	10	26	16	338	
20	156	70	31	5	1	0	1	1	4	7	4	1	281	
21	133	66	6	1	2	0	1	0	3	0	5	3	220	
22	167	32	11	1	0	0	3	0	4	0	4	1	223	
23	200	77	19	3	1	0	1	4	4	3	2	14	328	
24	149	55	25	0	1	0	6	1	4	12	4	9	266	
25	117	36	13	4	1	0	0	1	0	0	10	34	216	
26	53	4	9	1	0	0	1	0	0	0	0	5	73	
27	147	41	3	2	0	0	3	0	0	1	10	3	210	
28	178	9	7	0	0	0	1	0	0	0	1	0	196	
29	138	8	4	0	0	0	0	0	0	1	1	2	154	
30	86	4	3	1	0	0	0	0	0	0	0	1	95	
31	118	10	3	0	0	0	0	0	0	1	3	1	136	
September														
1	60	0	2	0	0	0	0	0	2	0	0	0	64	
2	58	0	1	0	0	0	0	0	4	8	1	1	73	
3	69	12	1	0	0	0	0	0	0	0	4	14	100	
4	56	1	1	0	0	0	0	0	0	0	0	0	58	
5	8	3	3	0	0	0	0	0	0	0	0	0	14	
TOTAL	11,117	6,870	4,281	590	70	20	498	808	1,341	2,000	2,479	4,130	34,204	
PERCENT	32.6	20.1	12.5	1.7	0.2	0.0	1.5	2.4	3.9	5.8	7.2	12.1		

1/ 60 foot substrate deployed
 2/ No data due to extreme high water
 3/ No data due to debris on sectors 11 and 12

A 29

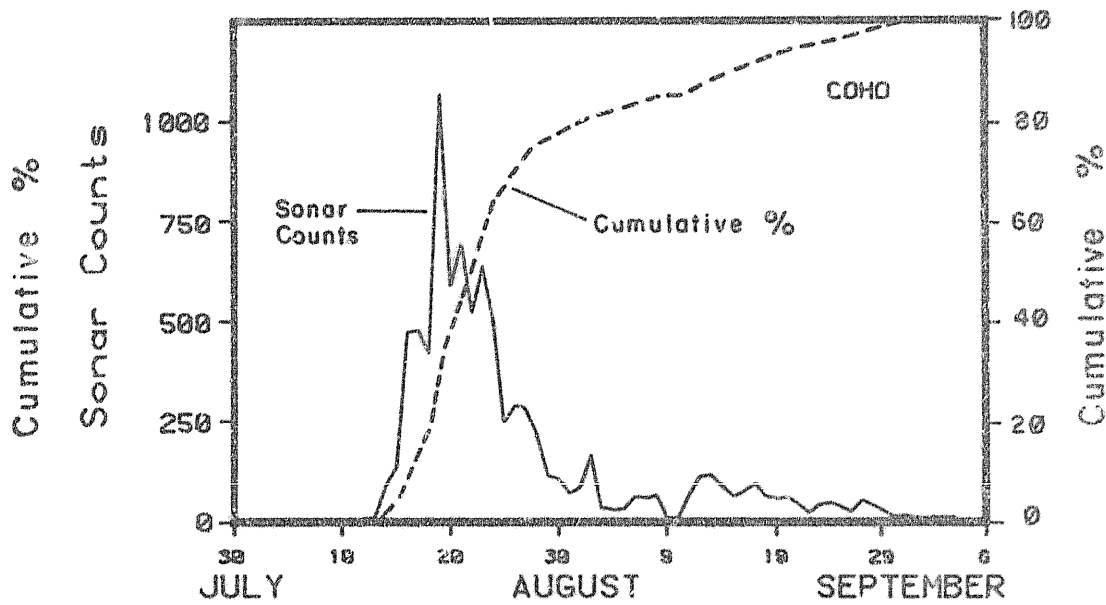
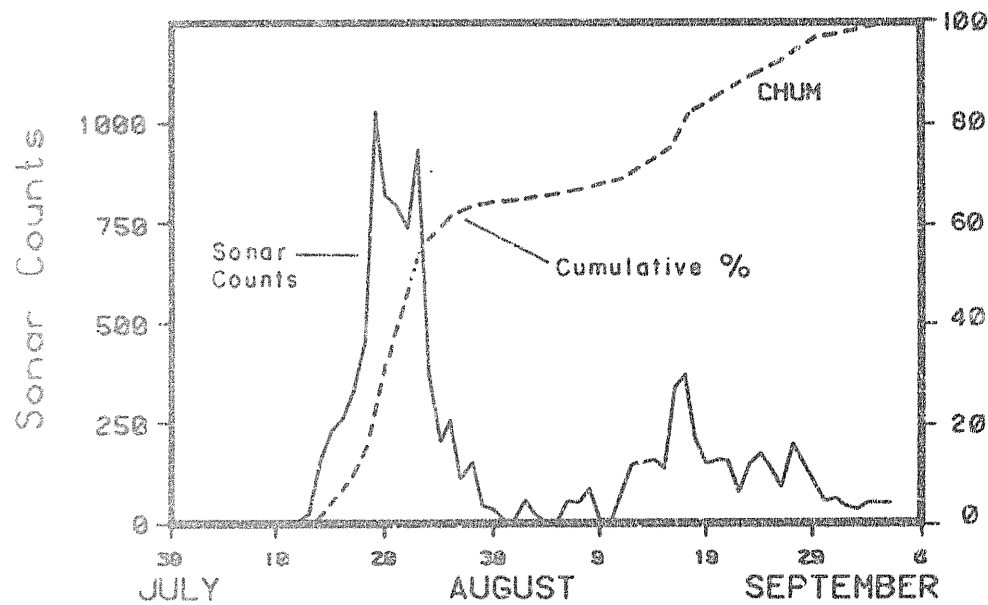
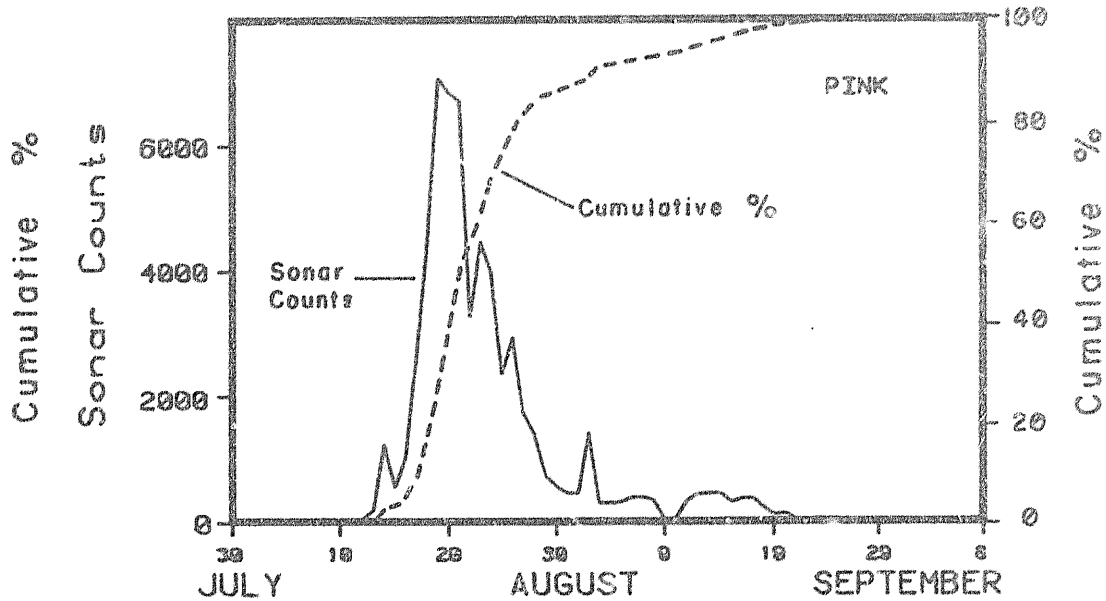
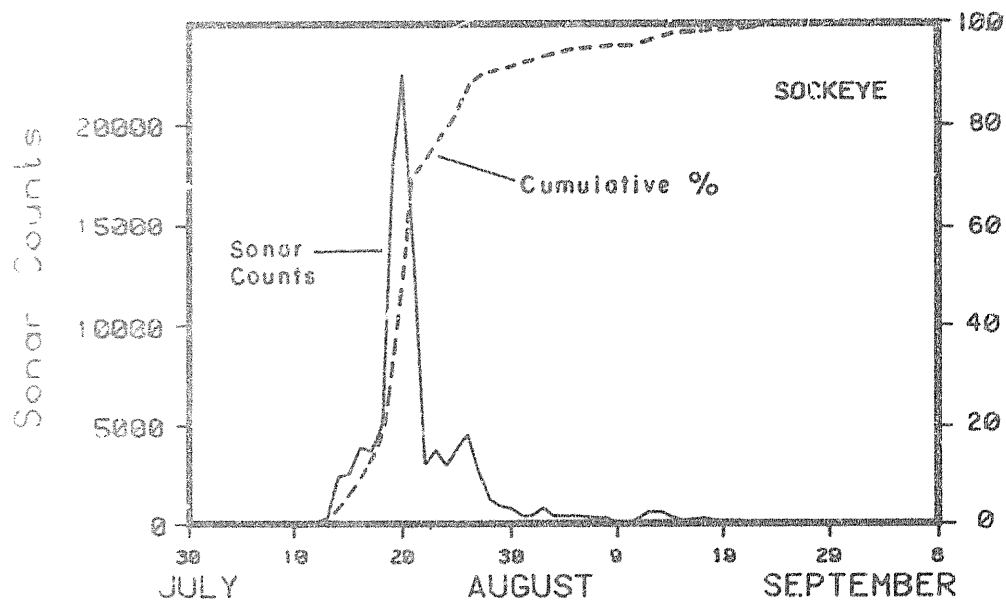
Appendix Table 2-C-5. Sector distribution of south bank sonar counts, adjusted for debris, at Ventna Station, Adult Anadromous Investigations, Su Hydro Studies, 1983.

Date	Sector												Total
	1	2	3	4	5	6	7	8	9	10	11	12	
June													
30	37	15	0	0	0	0	0	0	0	9	0	0	61
July													
1	18	2	0	0	0	0	0	0	0	0	0	0	20
2	19	4	2	0	0	0	0	0	0	0	0	0	25
3	37	22	4	3	0	0	0	0	0	1	0	0	67
4	62	41	8	5	1	0	2	2	0	2	0	1	124
5	70	22	13	5	1	0	0	0	0	0	0	0	111
6	27	21	9	1	0	0	0	0	0	0	0	0	58
7	28	14	2	0	0	0	0	0	0	0	0	0	44
8	23	1	1	0	0	0	0	0	0	0	0	0	25
9	32	5	0	0	0	0	0	0	0	0	0	0	37
10	56	10	4	0	0	0	0	0	0	0	0	0	70
11	103	15	6	1	0	0	0	0	0	3	0	0	128
12	156	58	14	0	0	0	0	1	0	2	5	3	241
13	240	149	87	17	0	0	1	6	8	9	25	30	572
14	1541	1266	631	69	4	0	15	4	7	11	10	84	3642
15	1207	998	665	98	14	0	31	32	12	22	13	74	3166
16	2089	1439	1080	164	25	0	40	17	43	42	49	44	5032
17	2351	1934	1420	230	25	1	35	45	21	33	23	65	6183
18	3716	3112	1914	325	29	4	26	14	25	41	27	85	9316
19	12173	7327	4477	820	98	3	135	54	50	77	86	69	25289
20	14038	6635	4275	699	76	7	137	99	121	156	153	117	26513
21	10018	4848	2546	385	47	1	146	141	125	158	120	132	18669
22	3594	1930	814	54	1	0	11	5	4	23	11	3	6450
23	3415	2182	1198	180	25	3	77	82	51	134	85	95	7527
24	2949	1745	889	188	22	2	82	44	46	79	52	126	6224
25	2980	1142	803	174	39	2	123	81	62	98	74	251	5829
26	3794	1174	653	249	59	6	129	123	92	95	65	207	6646
27	1614	763	475	135	28	5	121	135	95	89	86	168	3714
28	592	368	241	78	13	3	60	4	72	76	34	139	1710
29	404	164	146	25	3	0	14	9	14	24	11	241	1155
30	509	392	184	10	2	0	10	5	2	3	19	2	1138
31	370	254	122	13	1	0	1	1	0	0	0	1	763
August													
1	366	238	136	20	5	0	2	5	0	4	3	21	800
2	314	289	130	13	1	0	0	1	1	2	1	8	760
3	206	244	113	8	1	0	2	2	0	5	1	2	584
4	218	210	97	9	1	0	1	2	0	2	1	3	544

Appendix Table 2-C-5. Continued.

Date	Sector												Total
	1	2	3	4	5	6	7	8	9	10	11	12	
August													
5	310	211	86	6	0	0	0	0	0	0	1	3	617
6	306	226	99	9	1	0	1	0	0	0	0	0	642
7	199	165	117	14	0	0	3	0	1	0	0	1	500
8	316	172	84	9	0	0	0	0	0	0	0	0	581
9	Z/	18	1	0	0	0	0	0	0	0	0	0	-
10	Z/	16	0	0	0	0	0	0	0	0	0	0	-
11	Z/	82	18	0	0	0	0	0	0	0	0	0	-
12	433	325	86	16	3	0	6	4	2	7	11	34	927
13	425	426	64	24	8	1	16	4	6	6	2	22	1004
14	449	26	0	0	0	0	0	0	0	0	0	0	475
15	307	27	0	0	0	0	0	0	0	0	0	1	335
16	151	10	0	0	0	0	1	0	0	10	18	21	211
17	187	4	0	0	0	0	0	0	2	26	25	34	278
18	266	6	0	0	0	0	0	0	0	28	20	11	331
19	199	31	5	0	0	0	7	2	6	9	3	4	266
20	308	49	15	1	3	0	3	9	1	8	2	0	399
21	153	30	3	0	0	0	5	0	3	9	1	8	212
22	61	5	1	0	0	0	1	0	0	0	0	2	70
23	114	10	18	0	0	0	0	0	0	0	0	0	142
24	181	28	4	1	0	0	0	1	2	5	3	12	237
25	90	14	3	1	1	0	7	11	4	9	23	17	180
26	75	9	1	0	0	0	3	4	2	8	27	27	156
27	220	29	17	2	0	0	6	7	6	3	23	9	322
28	154	21	10	0	0	0	1	2	1	11	12	9	221
29	130	12	3	1	0	0	1	0	0	1	0	1	149
30	45	8	1	0	0	0	7	0	0	0	0	3	64
31	35	11	0	0	0	0	9	0	0	0	4	0	59
September													
1	40	5	0	0	0	0	0	0	1	5	1	3	55
2	20	5	2	0	0	0	1	2	0	3	3	2	38
3	52	5	1	1	4	0	0	1	0	0	3	1	68
4	63	8	7	1	0	0	2	2	0	0	1	0	84
5	50	14	0	0	0	0	0	16	0	0	5	0	85
TOTAL	74,707	41,053	23,786	4,064	541	38	1,283	979	888	1,348	1,142	2,196	152,025
PERCENT	49.2	27.0	15.6	2.7	0.4	0.0	0.8	0.6	0.6	0.9	0.8	1.4	

Z/ 60 foot substrate deployed.
 No data due to extreme high water



Date

Date

Appendix Figure 2-C-1. Daily and cumulative percent sonar counts by species at Yentna Station, Adult Anadromous Investigations, Su Hydro Studies, 1983.

APPENDIX 2-D
DAILY FISHWHEEL CATCH DATA

Appendix Table 2-D-1. Yentna station north bank fishwheel daily and cumulative catch by species, Adult Anadromous Investigations, Sa Hydro Studies, 1983.

Date	No. of Wheel Wheels	Hours	Chinook		Sockeye		Pink		Chum		Coho		Miscellaneous			Total Catch All Species	
			Daily	Cum.	Daily	Cum.	Daily	Cum.	Daily	Cum.	Daily	Cum.	Bering		Cum.	Daily	Cum.
													Cisco	Other			
063083	1	24.0	3	3	0	0	0	0	0	0	0	0	0	0	0	3	3
070183	1	24.0	2	5	0	0	0	0	0	0	0	0	0	0	0	2	5
070283	1	24.0	4	9	1	1	1	1	0	0	0	0	0	0	0	6	11
070383	1	24.0	0	9	1	2	3	4	0	0	0	0	0	1	1	5	16
070483	1	24.0	6	15	5	7	2	6	1	1	0	0	0	2	3	16	32
070583	1	24.0	8	23	4	11	3	9	0	1	0	0	0	1	4	16	48
070683	1	24.0	2	25	4	15	0	9	0	1	0	0	0	1	5	7	55
070783	1	24.0	0	25	3	18	1	10	0	1	0	0	0	0	5	4	59
070883	1	24.0	3	28	9	27	1	11	0	1	0	0	0	1	6	14	73
070983	1	24.0	2	30	6	33	1	12	0	1	3	3	0	0	6	12	85
071083	1	24.0	0	30	6	39	1	13	0	1	0	3	0	5	11	12	97
071183	1	24.0	2	32	10	49	7	20	1	2	4	7	0	1	12	25	122
071283	1	24.0	2	34	18	67	16	36	1	3	3	10	0	2	14	42	164
071383	1	24.0	1	35	25	92	55	91	5	9	4	14	0	0	14	91	255
071483	1	24.0	2	37	45	137	66	157	15	24	3	17	0	1	15	132	387
071583	1	24.0	4	41	34	171	33	190	22	46	5	23	0	3	18	102	489
071683	1	24.0	0	41	36	207	56	246	8	54	7	30	0	2	20	109	598
071783	1	24.0	1	42	21	228	115	361	15	69	6	36	0	2	22	160	758
071883	1	24.0	0	42	13	241	128	489	5	74	2	38	0	0	22	148	906
071983	1	24.0	0	42	11	252	114	603	2	76	2	40	0	4	26	133	1039
072083	1	23.5	0	42	21	273	74	677	4	80	3	43	0	3	29	105	1144
072183	1	24.0	0	42	19	292	52	729	5	85	4	47	0	7	36	87	1231
072283	1	24.0	0	42	43	335	74	803	36	121	23	70	0	2	38	178	1409
072383	1	24.0	0	42	43	378	52	855	18	139	12	82	0	0	38	125	1534
072483	1	24.0	0	42	18	396	161	1016	14	153	5	87	0	3	41	201	1735
072583	1	23.0	0	42	15	411	90	1106	7	160	3	90	0	3	44	118	1853
072683	1	24.0	0	42	39	450	156	1262	19	179	6	96	0	3	47	223	2076
072783	1	24.0	0	42	39	489	181	1443	13	192	7	103	0	2	49	242	2318
072883	1	24.0	0	42	48	537	181	1624	11	203	7	110	0	2	51	249	2567

Appendix Table 2-D-1. Continued

Date	No. of Wheel Wheels	Hours	Chinook		Sockeye		Pink		Chum		Coho		Miscellaneous			Total Catch All Species	
			Daily	Cum.	Daily	Cum.	Daily	Cum.	Daily	Cum.	Daily	Cum.	Bering Cisco	Other	Cum.	Daily	Cum.
072983	1	24.0	0	42	48	585	194	1818	6	209	8	118	0	0	51	256	2823
073083	1	24.0	1	43	27	612	151	1969	5	214	7	125	0	2	53	193	3016
073183	1	23.0	1	44	26	638	135	2104	2	216	2	127	0	1	54	167	3183
080183	1	24.0	0	44	26	664	110	2214	4	220	5	132	0	1	55	146	3329
080283	1	24.0	0	44	40	704	57	2271	4	224	9	141	0	1	56	111	3440
080383	1	24.0	1	45	40	744	30	2301	0	224	1	142	0	1	57	73	3513
080483	1	24.0	0	45	41	785	60	2361	3	227	6	148	0	2	59	112	3625
080583	1	24.0	2	47	18	803	33	2394	2	229	3	151	0	0	59	58	3683
080683	1	24.0	0	47	5	808	43	2437	1	230	1	152	0	0	59	50	3733
080783	1	24.0	1	48	11	819	62	2499	5	235	9	161	0	0	59	88	3821
080883	1	23.0	0	48	5	824	28	2527	5	240	3	164	0	0	59	41	3862
080983	1	6.0	0	48	1	825	1	2528	0	240	0	164	0	0	59	2	3864
081083	1	3.0	0	48	0	825	0	2528	0	240	0	164	0	0	59	0	3864
081183	1	24.0	0	48	0	825	0	2528	0	240	0	164	0	0	59	0	3864
081283	1	24.0	0	48	2	827	5	2533	5	245	2	166	0	0	59	14	3878
081383	1	24.0	1	49	8	835	23	2556	5	250	4	170	0	2	61	43	3921
081483	1	24.0	0	49	11	846	6	2562	4	254	2	172	0	0	61	23	3944
081583	1	24.0	0	49	7	853	16	2578	10	264	5	177	0	2	63	40	3984
081683	1	23.0	0	49	16	869	19	2597	25	289	4	181	0	3	66	67	4051
081783	1	24.0	0	49	9	878	24	2621	19	308	4	185	0	11	77	67	4118
081883	1	24.0	0	49	13	891	14	2635	13	321	4	189	0	8	85	52	4170
081983	1	24.0	1	50	13	904	11	2646	11	332	3	192	0	9	94	48	4218
082083	1	24.0	0	50	0	909	5	2651	7	339	2	194	1	4	99	24	4242
082183	1	24.0	0	50	2	911	3	2654	1	340	2	196	0	1	100	9	4251
082283	1	24.0	0	50	0	911	1	2655	1	341	2	198	0	0	100	4	4255
082383	1	24.0	0	50	2	913	1	2656	3	344	2	200	0	1	101	9	4264
082483	1	24.0	0	50	2	915	1	2657	9	353	0	200	0	0	101	12	4276

Appendix Table 2-D-1. Continued

Date	No. of Wheel	Hours	Chinook		Sockeye		Pink		Chum		Coho		Miscellaneous			Total Catch All Species	
			Daily	Cum.	Daily	Cum.	Daily	Cum.	Daily	Cum.	Daily	Cum.	Bering Cisco	Other	Cum.	Daily	Cum.
082583	1	24.0	0	50	1	916	0	2657	5	358	1	201	1	2	104	10	4286
082683	1	24.0	0	50	3	919	1	2658	1	359	1	202	1	3	108	10	4296
082783	1	24.0	0	50	1	920	1	2659	7	366	3	205	1	5	114	18	4314
082883	1	24.0	0	50	1	921	3	2662	3	369	0	205	0	7	121	14	4328
082983	1	24.0	0	50	2	923	0	2662	0	369	2	207	0	4	125	8	4336
083083	1	24.0	0	50	1	924	0	2662	3	372	2	209	0	2	127	8	4344
083183	1	24.0	0	50	2	926	2	2664	1	373	0	209	0	0	127	5	4349
090183	1	24.0	0	50	0	926	0	2664	2	375	2	211	1	2	130	7	4356
090283	1	24.0	0	50	4	930	2	2666	5	380	0	211	2	1	133	14	4370
090383	1	24.0	0	50	2	932	0	2666	1	381	2	213	1	1	135	7	4377
090483	1	24.0	0	50	1	933	1	2667	3	384	0	213	0	1	136	6	4383

935

Appendix Table 2-D-2. Yentna station south bank fishwheel daily and cumulative catch by species, Adult Anadromous Investigations, Su Hydro Studies, 1983.

Date	No. of Wheel Wheels	Wheel Hours	Chinook		Sockeye		Pink		Chum		Coho		Miscellaneous			Total Catch All Species		
			Daily	Cum.	Daily	Cum.	Daily	Cum.	Daily	Cum.	Daily	Cum.	Bering	Cisco	Other	Cum.	Daily	Cum.
063083	1	24.0	0	0	0	0	0	0	0	0	0	0	0	0	0	0	0	0
070183	1	24.0	0	0	0	0	0	0	0	0	0	0	0	0	0	0	0	0
070283	1	24.0	3	3	1	1	0	0	0	0	0	0	0	0	0	0	4	4
070383	1	24.0	4	7	5	6	1	1	0	0	0	0	0	1	1	11	15	15
070483	1	24.0	1	8	1	7	2	3	0	0	0	0	0	1	2	5	20	20
070583	1	24.0	1	9	9	16	0	3	0	0	0	0	0	2	4	12	32	32
070683	1	24.0	2	11	5	21	0	3	0	0	0	0	0	2	6	9	41	41
070783	1	24.0	2	13	4	25	1	4	0	0	0	0	0	0	6	7	48	48
070883	1	24.0	1	14	3	28	4	8	0	0	1	1	0	0	6	9	57	57
070983	1	24.0	4	18	3	31	4	12	1	1	0	1	0	0	6	12	69	69
071083	1	24.0	3	21	4	35	4	16	0	1	0	1	0	2	8	13	82	82
071183	1	24.0	5	26	15	50	8	24	1	2	1	2	0	2	10	32	114	114
071283	1	24.0	1	27	32	82	7	31	1	3	1	3	0	1	11	43	157	157
071383	1	24.0	3	30	34	116	33	64	0	3	3	6	0	2	13	75	232	232
071483	1	24.0	3	33	135	251	45	109	9	12	3	9	0	2	15	197	429	429
071583	1	24.0	0	33	152	403	24	133	11	23	7	16	0	1	16	195	624	624
071683	1	24.0	0	33	193	596	41	174	9	32	23	39	0	1	17	267	891	891
071783	1	24.0	0	33	180	776	101	275	13	45	23	62	0	0	17	317	1208	1208
071883	1	24.0	1	34	197	973	138	413	17	62	16	78	0	0	17	369	1577	1577
071983	1	15.8	0	34	308	1281	94	507	17	79	18	96	0	3	20	440	2017	2017
072083	1	24.0	1	35	464	1745	82	589	13	92	9	105	0	3	23	572	2589	2589
072183	1	16.0	0	35	197	1942	71	660	10	102	9	114	0	6	29	293	2882	2882
072283	1	18.5	0	35	127	2069	129	789	23	125	17	131	0	4	33	300	3182	3182
072383	1	24.0	0	35	71	2140	62	851	15	140	11	142	0	2	35	161	3343	3343
072483	1	24.0	0	35	125	2265	137	988	10	150	20	162	0	5	40	297	3640	3640
072583	1	15.0	1	36	57	2322	47	1035	2	152	5	167	0	2	42	114	3754	3754
072683	1	24.0	0	36	146	2468	42	1077	5	157	7	174	0	1	43	201	3955	3955
072783	1	24.0	0	36	113	2581	37	1114	2	159	11	185	0	2	45	165	4120	4120
072883	1	24.0	0	36	85	2666	45	1159	9	168	17	202	0	1	46	157	4277	4277

Appendix Table 2-D-2. Continued

Date	No. of Wheel Wheels	Hours	Chinook		Sockeye		Pink		Chum		Coho		Miscellaneous			Total Catch All Species	
			Daily	Cum.	Daily	Cum.	Daily	Cum.	Daily	Cum.	Daily	Cum.	Bering Cisco	Other	Cum.	Daily	Cum.
072983	1	24.0	0	36	91	2757	40	1199	3	171	10	212	0	0	46	144	4421
073083	1	24.0	0	36	46	2803	8	1207	2	173	7	219	0	0	46	63	4484
073183	1	24.0	1	37	40	2843	42	1249	1	174	10	229	0	0	46	94	4578
080183	1	24.0	0	37	58	2901	33	1282	0	174	8	237	0	0	46	99	4677
080283	1	24.0	0	37	66	2967	28	1310	1	175	8	245	0	0	46	103	4780
080383	1	23.0	0	37	56	3023	48	1358	6	181	2	247	0	0	46	112	4892
080483	1	24.0	0	37	88	3111	36	1394	0	181	3	250	0	0	46	127	5019
080583	1	24.0	0	37	48	3159	42	1436	0	181	5	255	0	0	46	95	5114
080683	1	3.2	0	37	4	3163	8	1444	0	181	2	257	0	0	46	14	5128
080783	1	24.0	0	37	35	3198	32	1476	1	182	7	264	0	0	46	75	5203
080883	1	23.0	0	37	22	3220	21	1497	9	191	4	268	0	0	46	56	5259
080983	1	6.0	0	37	0	3220	0	1497	1	192	0	268	0	0	46	1	5260
081083	1	3.0	0	37	2	3222	0	1497	0	192	0	268	0	0	46	2	5262
081183	1	24.0	0	37	14	3236	1	1498	1	193	0	268	0	0	46	16	5278
081283	1	24.0	0	37	70	3306	36	1534	13	206	11	279	0	0	46	130	5408
081383	1	24.0	0	37	148	3454	74	1608	20	226	21	300	0	1	47	264	5672
081483	1	24.0	0	37	74	3528	69	1677	21	247	11	311	0	1	48	176	5848
081583	1	24.0	0	37	52	3580	51	1728	27	274	8	319	0	0	48	138	5986
081683	1	24.0	0	37	35	3615	48	1776	21	295	10	329	0	1	49	115	6101
081783	1	23.0	0	37	22	3637	25	1801	9	304	4	333	0	10	59	70	6171
081883	1	24.0	0	37	17	3654	8	1809	12	316	2	335	0	4	63	43	6214
081983	1	24.0	0	37	8	3662	4	1813	6	322	6	341	0	0	63	24	6238
082083	1	24.0	0	37	10	3672	2	1815	4	326	3	344	0	0	63	19	6257
082183	1	24.0	0	37	14	3686	3	1818	3	329	0	344	1	0	64	21	6278
082283	1	24.0	0	37	6	3692	0	1818	0	329	0	344	0	0	64	6	6284
082383	1	24.0	0	37	7	3699	0	1818	4	333	1	345	0	0	64	12	6296
082483	1	24.0	0	37	2	3701	2	1820	16	349	2	347	1	0	65	23	6319

A 37

Appendix Table 2-D-2. Continued

Date	No. of Wheel Wheels Hours	Chinook		Sockeye		Pink		Chum		Coho		Miscellaneous			Total Catch All Species	
		Daily	Cum.	Daily	Cum.	Daily	Cum.	Daily	Cum.	Daily	Cum.	Bering Cisco	Other	Cum.	Daily	Cum.
082583	1 24.0	0	37	2	3703	0	1820	9	358	1	348	0	0	65	12	6331
082683	1 24.0	0	37	1	3704	1	1821	4	362	2	350	2	0	67	10	6341
082783	1 24.0	0	37	0	3704	0	1821	7	369	2	352	1	0	68	10	6351
082883	1 24.0	0	37	1	3705	0	1821	10	379	1	353	1	1	70	14	6365
082983	1 24.0	0	37	3	3708	0	1821	4	383	2	355	3	2	75	14	6379
083083	1 16.0	0	37	1	3709	0	1821	1	384	0	355	1	0	76	3	6382
083183	1 24.0	0	37	1	3710	0	1821	0	384	0	355	2	0	78	3	6385
090183	1 24.0	0	37	4	3714	1	1822	0	384	0	355	0	0	78	5	6390
090283	1 24.0	0	37	0	3714	0	1822	4	388	2	357	2	0	80	8	6398
090383	1 24.0	0	37	1	3715	0	1822	1	389	2	359	0	0	80	4	6402
090483	1 24.0	0	37	0	3715	0	1822	2	391	2	361	2	0	82	6	6408

Appendix Table 2-D-3. Yentna station fishwheels daily and cumulative catch by species, Adult Anadromous Investigations, Su Hydro Studier, 1983.

Date	No. of Wheel Wheels	Hours	Chinook		Sockeye		Pink		Chum		Coho		Miscellaneous			Total Catch All Species	
			Daily	Cum.	Daily	Cum.	Daily	Cum.	Daily	Cum.	Daily	Cum.	Bering Cisco	Other	Cum.	Daily	Cum.
063083	2	48.0	3	3	0	0	0	0	0	0	0	0	0	0	0	3	3
070183	2	48.0	2	5	0	0	0	0	0	0	0	0	0	0	0	2	5
070283	2	48.0	7	12	2	2	1	1	0	0	0	0	0	0	0	10	15
070383	2	48.0	4	16	6	8	4	5	0	0	0	0	0	2	2	16	31
070483	2	48.0	7	23	6	14	4	9	1	1	0	0	0	3	5	21	52
070583	2	48.0	9	32	13	27	3	12	0	1	0	0	0	3	8	28	80
070683	2	48.0	4	36	9	36	0	12	0	1	0	0	0	3	11	16	96
070783	2	48.0	2	38	7	43	2	14	0	1	0	0	0	0	11	11	107
070883	2	48.0	4	42	12	55	5	19	0	1	1	1	0	1	12	23	130
070983	2	48.0	6	48	9	64	5	24	1	2	3	4	0	0	12	24	154
071083	2	48.0	3	51	10	74	5	29	0	2	0	4	0	7	19	25	179
071183	2	48.0	7	58	25	99	15	44	2	4	5	9	0	3	22	57	236
071283	2	48.0	3	61	50	149	23	67	2	6	4	13	0	3	25	85	321
071383	2	48.0	4	65	59	208	88	155	6	12	7	20	0	2	27	166	517
071483	2	48.0	5	70	180	388	111	266	24	36	6	26	0	3	30	329	816
071583	2	48.0	4	74	186	574	57	323	33	69	13	39	0	4	34	297	1113
071683	2	48.0	0	74	229	803	97	420	17	86	30	69	0	3	37	376	1489
071783	2	48.0	1	75	201	1004	216	636	28	114	29	98	0	2	39	477	1966
071883	2	48.0	1	76	210	1214	266	902	22	136	18	116	0	0	39	517	2483
071983	2	39.7	0	76	319	1533	208	1110	19	155	20	136	0	7	46	573	3056
072083	2	47.5	1	77	485	2018	156	1266	17	172	12	148	0	6	52	677	3733
072183	2	40.0	0	77	216	2234	123	1389	15	187	13	161	0	13	65	380	4113
072283	2	42.5	0	77	170	2404	203	1592	59	246	40	201	0	6	71	478	4591
072383	2	48.0	0	77	114	2518	114	1706	33	279	23	224	0	2	73	286	4877
072483	2	48.0	0	77	143	2661	298	2004	24	303	25	249	0	8	81	498	5375
072583	2	38.0	1	78	72	2733	137	2141	9	312	8	257	0	5	86	232	5607
072683	2	48.0	0	78	185	2918	198	2339	24	336	13	270	0	4	90	424	6031
072783	2	48.0	0	78	152	3070	218	2557	15	351	18	288	0	4	94	407	6438
072883	2	48.0	0	78	133	3203	226	2783	20	371	24	312	0	3	97	406	6844

Appendix Table 2-D-3. Continued

Date	No. of Wheel Wheels	Hours	Chinook		Sockeye		Pink		Chum		Coho		Miscellaneous			Total Catch All Species	
			Daily	Cum.	Daily	Cum.	Daily	Cum.	Daily	Cum.	Daily	Cum.	Bering Cisco	Other	Cum.	Daily	Cum.
072983	2	48.0	0	78	139	3342	234	3017	9	380	18	330	0	0	97	400	7244
073083	2	48.0	1	79	73	3415	159	3176	7	387	14	344	0	2	99	256	7500
073183	2	47.0	2	81	66	3481	177	3353	3	390	12	356	0	1	100	261	7761
080183	2	48.0	0	81	84	3565	143	3496	4	394	13	369	0	1	101	245	8006
080283	2	48.0	0	81	106	3671	85	3581	5	399	17	386	0	1	102	214	8220
080383	2	47.0	1	82	96	3767	78	3659	6	405	3	389	0	1	103	185	8405
080483	2	48.0	0	82	129	3896	96	3755	3	408	9	398	0	2	105	239	8644
080583	2	48.0	2	84	66	3962	75	3830	2	410	8	406	0	0	105	153	8797
080683	2	27.2	0	84	9	3971	51	3881	1	411	3	409	0	0	105	64	8861
080783	2	48.0	1	85	46	4017	94	3975	6	417	16	425	0	0	105	163	9024
080883	2	46.0	0	85	27	4044	49	4024	14	431	7	432	0	0	105	97	9121
080983	2	12.0	0	85	1	4045	1	4025	1	432	0	432	0	0	105	3	9124
081083	2	6.0	0	85	2	4047	0	4025	0	432	0	432	0	0	105	2	9126
081183	2	48.0	0	85	14	4061	1	4026	1	433	0	432	0	0	105	16	9142
081283	2	48.0	0	85	72	4133	41	4067	18	451	13	445	0	0	105	144	9286
081383	2	48.0	1	86	156	4289	97	4164	25	476	25	470	0	3	108	367	9593
081483	2	48.0	0	86	85	4374	75	4239	25	501	13	483	0	1	109	199	9792
081583	2	48.0	0	86	59	4433	67	4306	37	538	13	496	0	2	111	178	9970
081683	2	47.0	0	86	51	4484	67	4373	46	584	14	510	0	4	115	182	10152
081783	2	47.0	0	86	31	4515	49	4422	28	612	8	518	0	21	136	137	10289
081883	2	48.0	0	86	30	4545	22	4444	25	637	6	524	0	12	148	95	10384
081983	2	48.0	1	87	21	4566	15	4459	17	654	9	533	0	9	157	72	10456
082083	2	48.0	0	87	15	4581	7	4466	11	665	5	538	1	0	162	43	10499
082183	2	48.0	0	87	16	4597	6	4472	4	669	2	540	1	1	164	30	10529
082283	2	48.0	0	87	6	4603	1	4473	1	670	2	542	0	0	164	10	10539
082383	2	48.0	0	87	9	4612	1	4474	7	677	3	545	0	1	165	21	10560
082483	2	48.0	0	87	4	4616	3	4477	25	702	2	547	1	0	166	35	10595

A 4 0

Appendix Table 2-D-3. Continued

Date	No. of Wheel Wheels	Hours	Chinook		Sockeye		Pink		Chum		Coho		Miscellaneous			Total Catch All Species	
			Daily	Cum.	Daily	Cum.	Daily	Cum.	Daily	Cum.	Daily	Cum.	Bering Cisco	Other	Cum.	Daily	Cum.
082583	2	48.0	0	87	3	4619	0	4477	14	716	2	549	1	2	169	22	10617
082683	2	48.0	0	87	4	4623	2	4479	5	721	3	552	3	3	175	20	10637
082783	2	48.0	0	87	1	4624	1	4480	14	735	5	557	2	5	182	28	10665
082883	2	48.0	0	87	2	4626	3	4483	13	748	1	558	1	8	191	28	10693
082983	2	48.0	0	87	5	4631	0	4483	4	752	4	562	3	6	200	22	10715
083083	2	40.0	0	87	2	4633	0	4483	4	756	2	564	1	2	203	11	10726
083183	2	48.0	0	87	3	4636	2	4485	1	757	0	564	2	0	205	8	10734
090183	2	48.0	0	87	4	4640	1	4486	2	759	2	566	1	2	208	12	10746
090283	2	48.0	0	87	4	4644	2	4488	9	768	2	568	4	1	213	22	10768
090383	2	48.0	0	87	3	4647	0	4488	2	770	4	572	1	1	215	11	10779
090483	2	48.0	0	87	1	4648	1	4489	5	775	2	574	2	1	218	12	10791

Appendix Table 2-D-4. Sunshine station east bank fishwheels daily and cumulative catch by species, Adult Anadromous Investigations, Su Hydro Studies, 1983.

Date	No. of Wheel Wheels Hours	Chinook		Sockeye		Pink		Chum		Coho		Miscellaneous			Total Catch All Species	
		Daily	Cum.	Daily	Cum.	Daily	Cum.	Daily	Cum.	Daily	Cum.	Bering			Daily	Cum.
												Cisco	Other	Cum.		
060383	1	4.0	0	0	0	0	0	0	0	0	0	0	0	0	0	0
060483	1	24.0	0	0	0	0	0	0	0	0	0	0	0	0	0	0
060583	2	28.0	5	5	10	10	0	0	0	0	0	0	0	0	0	0
060683	2	48.0	15	20	29	39	0	0	0	0	0	0	0	0	15	15
060783	2	48.0	32	52	33	72	0	0	0	0	0	0	0	0	44	59
060883	2	48.0	36	88	48	120	0	0	0	0	0	0	0	0	0	65
060983	2	46.0	71	159	73	193	0	0	0	0	0	0	0	0	84	208
061083	2	48.0	100	259	73	266	0	0	0	0	0	0	2	2	146	354
061183	2	48.0	96	355	36	302	0	0	0	0	0	0	1	3	174	528
061283	2	48.0	187	542	32	334	0	0	0	0	0	0	0	3	132	660
061383	2	47.0	272	814	21	355	0	0	0	0	0	0	0	3	219	879
061483	2	47.0	326	1140	15	370	0	0	0	0	0	0	0	6	296	1175
061583	2	48.0	162	1302	17	387	0	0	0	0	0	0	0	6	341	1516
061683	2	48.0	142	1444	13	400	0	0	0	0	0	0	0	6	179	1695
061783	2	48.0	127	1571	9	409	0	0	0	0	0	0	0	6	155	1850
061883	2	48.0	161	1732	7	416	0	0	0	0	0	0	0	6	136	1966
061983	2	46.5	259	1991	7	423	0	0	0	0	0	0	0	6	168	2154
062083	2	48.0	167	2158	4	427	0	0	0	0	0	0	0	6	266	2420
062183	2	48.0	172	2330	4	431	0	0	0	0	0	0	0	6	171	2591
062283	2	48.0	155	2485	1	432	0	0	0	0	0	0	0	6	176	2767
062383	2	45.0	124	2609	3	435	0	0	0	0	0	0	0	6	156	2923
062483	2	48.0	57	2666	2	437	0	0	0	0	0	0	0	6	127	3050
062583	2	48.0	72	2738	0	437	0	0	0	0	0	0	0	6	59	3109
062683	2	48.0	77	2815	1	438	0	0	0	0	0	0	0	6	72	3181
062783	2	48.0	65	2880	0	438	0	0	0	0	0	0	0	6	78	3259
062883	2	48.0	48	2928	0	438	0	0	0	0	0	0	0	6	65	3324
062983	2	48.0	48	2976	1	439	0	0	0	0	0	0	0	6	127	3050
063083	2	48.0	49	2977	0	439	0	0	0	0	0	0	0	6	59	3109
063083	2	48.0	32	3009	1	440	0	0	0	0	0	0	0	6	72	3181
070183	2	48.0	52	3061	1	441	0	0	0	0	0	0	0	6	78	3259
														6	65	3324
														6	127	3050
														6	59	3109
														6	72	3181
														6	78	3259
														6	65	3324
														6	127	3050
														6	59	3109
														6	72	3181
														6	78	3259
														6	65	3324
														6	127	3050
														6	59	3109
														6	72	3181
														6	78	3259
														6	65	3324
														6	127	3050
														6	59	3109
														6	72	3181
														6	78	3259
														6	65	3324
														6	127	3050
														6	59	3109
														6	72	3181
														6	78	3259
														6	65	3324
														6	127	3050
														6	59	3109
														6	72	3181
														6	78	3259
														6	65	3324
														6	127	3050
														6	59	3109
														6	72	3181
														6	78	3259
														6	65	3324
														6	127	3050
														6	59	3109
														6	72	3181
														6	78	3259
														6	65	3324
														6	127	3050
														6	59	3109
														6	72	3181
														6	78	3259
														6	65	3324
														6	127	3050
														6	59	3109
														6	72	3181
														6	78	3259
														6	65	3324
														6	127	3050
														6	59	3109
														6	72	3181
														6	78	3259
														6	65	3324
														6	127	3050
														6	59	3109
														6	72	3181
														6	78	3259
														6	65	3324
														6	127	3050
														6	59	3109
														6	72	3181
														6	78	3259
														6	65	3324
														6	127	3050
														6	59	3109
														6	72	3181
														6	78	3259
														6	65	3324
														6	127	3050
														6	59	3109
														6	72	3181
														6	78	3259
														6	65	3324
														6	127	3050
														6	59	3109
														6	72	3181
														6	78	3259
														6	65	3324
														6	127	3050
														6	59	3109
														6	72	3181
														6	78	3259
														6	65	3324
														6	127	3050
														6	59	3109
														6	72	3181
														6	78	3259
														6	65	3324
														6	127	3050
														6	59	3109
														6	72	3181
														6	78	3259
														6	65	3324
														6	127	3050
														6	59	3109
														6	72	3181

Appendix Table 2-D-4. Continued

Date	No. of Wheel Wheels	Hours	Chinook		Sockeye		Pink		Chum		Coho		Miscellaneous			Total Catch All Species	
			Daily	Cum.	Daily	Cum.	Daily	Cum.	Daily	Cum.	Daily	Cum.	Bering Cisco	Other	Cum.	Daily	Cum.
070283	2	45.0	49	3110	1	442	0	0	0	0	0	0	0	0	6	50	3558
070383	2	45.0	33	3143	2	444	0	0	0	0	0	0	0	0	6	33	3593
070483	2	48.0	42	3185	1	445	0	0	0	0	0	0	0	0	6	43	3636
070583	2	47.0	25	3210	2	447	0	0	0	0	0	0	0	0	6	27	3663
070683	2	47.0	21	3231	4	451	0	0	0	0	0	0	0	0	6	25	3688
070783	2	48.0	12	3243	3	454	0	0	0	0	0	0	0	0	6	15	3703
070883	2	48.0	10	3253	3	457	0	0	0	0	0	0	0	0	6	13	3716
070983	2	47.0	25	3278	2	459	0	0	0	0	0	0	0	1	7	28	3744
071083	2	48.0	27	3305	7	466	2	2	1	1	0	0	0	0	7	37	3781
071183	2	48.0	17	3322	6	472	2	4	0	1	0	0	0	0	7	25	3806
071283	2	48.0	24	3346	16	488	2	6	1	2	0	0	0	0	7	43	3849
071383	2	48.0	14	3360	14	502	4	10	1	3	2	2	0	0	7	35	3884
071483	2	48.0	11	3371	53	555	2	12	4	7	2	4	0	0	7	72	3956
071583	2	48.0	9	3380	48	603	6	18	11	18	3	7	0	0	7	77	4033
071683	2	48.0	8	3388	102	705	11	29	25	43	2	9	0	0	7	148	4181
071783	2	48.0	13	3401	180	885	27	56	46	89	5	14	0	0	7	271	4452
071883	2	48.0	5	3406	167	1052	30	86	54	143	7	21	0	0	7	263	4715
071983	2	48.0	8	3414	175	1227	22	108	107	250	8	29	0	0	7	320	5035
072083	2	48.0	5	3419	269	1496	42	150	171	421	8	37	0	0	7	495	5530
072183	2	48.0	7	3423	764	2260	107	257	377	798	19	56	0	0	7	1274	6804
072283	2	48.0	8	3434	1055	3315	89	346	478	1276	24	80	0	0	7	1654	8458
072383	2	48.0	5	3439	609	3924	149	495	719	1995	15	95	0	1	8	1498	9956
072483	2	48.0	4	3443	219	4143	134	629	316	2311	14	109	0	0	8	687	10643
072583	2	48.0	2	3445	211	4354	193	822	752	3063	34	143	0	0	8	1192	11835
072683	2	48.0	4	3449	151	4505	150	972	1036	4059	43	186	0	0	8	1384	13219
072783	2	43.0	4	3453	108	4613	113	1085	911	5010	25	211	0	0	8	1161	14380
072883	2	48.0	3	3456	113	4726	108	1193	1155	6165	49	260	0	0	8	1428	15808

Appendix Table 2-D-4. Continued

Date	No. of Wheel Wheels	Hours	Chinook		Sockeye		Pink		Chum		Coho		Miscellaneous			Total Catch All Species	
			Daily	Cum.	Daily	Cum.	Daily	Cum.	Daily	Cum.	Daily	Cum.	Bering			Daily	Cum.
													Cisco	Other	Cum.		
072983	2	48.0	0	3456	91	4817	123	1316	913	7078	46	306	0	0	8	1173	16981
073683	2	48.0	0	3456	59	4876	143	1459	854	7932	68	374	0	0	8	1124	18105
073183	2	48.0	1	3457	46	4922	171	1630	372	8304	90	464	0	0	8	680	18785
080183	2	48.0	0	3457	43	4965	105	1735	339	8643	87	551	0	0	8	574	19359
080283	2	48.0	1	3458	56	5021	130	1865	556	9199	115	666	0	0	8	858	20217
080383	2	48.0	0	3458	62	5083	145	2010	695	9894	135	801	0	0	8	1037	21254
080483	2	48.0	1	3459	59	5142	133	2143	555	10449	143	944	0	0	8	891	22145
080583	2	48.0	0	3459	82	5224	140	2283	264	10713	133	1077	0	0	8	619	22764
080683	2	48.0	0	3459	41	5265	89	2372	198	10911	76	1153	0	0	8	404	23168
080783	2	48.0	0	3459	38	5303	41	2413	123	11034	65	1218	0	0	8	267	23435
080883	2	47.0	0	3459	21	5324	25	2438	68	11102	32	1250	0	0	8	146	23581
080983	2	43.0	0	3459	5	5329	1	2441	4	11106	1	1251	0	0	8	13	23594
081083	2	48.0	0	3459	7	5336	11	2452	15	11121	10	1261	0	0	8	43	23637
081183	2	48.0	0	3459	22	5358	39	2491	76	11197	45	1306	0	0	8	182	23819
081283	2	48.0	0	3459	34	5392	71	2562	226	11423	102	1408	0	1	9	434	24253
081383	2	48.0	0	3459	25	5417	42	2604	119	11542	47	1455	0	1	10	234	24487
081483	2	48.0	0	3459	24	5441	42	2646	117	11659	58	1513	0	1	11	242	24729
081583	2	48.0	0	3459	28	5469	45	2691	190	11849	35	1548	0	0	11	298	25027
081683	2	47.0	0	3459	23	5492	38	2729	163	12012	45	1593	0	1	12	270	25297
081783	2	48.0	0	3459	25	5517	34	2763	290	12302	31	1624	0	2	14	382	25679
081883	2	48.0	1	3460	26	5543	30	2793	361	12663	34	1658	0	3	17	455	26134
081983	2	48.0	0	3460	14	5557	11	2804	461	13124	22	1680	0	0	17	508	26642
082083	2	48.0	0	3460	12	5569	10	2814	414	13538	24	1704	0	4	21	464	27106
082183	2	48.0	0	3460	1	5570	2	2816	174	13712	13	1717	0	1	22	191	27297
082283	2	48.0	0	3460	7	5577	2	2818	252	13964	22	1739	0	4	26	287	27584
082383	2	48.0	0	3460	2	5579	1	2819	314	14278	17	1756	0	1	27	335	27919
082483	2	48.0	0	3460	1	5580	1	2820	281	14559	16	1772	0	0	27	299	28218

Appendix Table 2-4. Continued

Date	No. of Wheel Wheels Hours		Chinook		Sockeye		Pink		Chum		Coho		Miscellaneous			Total Catch All Species	
			Daily	Cum.	Daily	Cum.	Daily	Cum.	Daily	Cum.	Daily	Cum.	Bering Cisco	Other	Cum.	Daily	Cum.
082583	2	48.0	0	3460	1	5581	2	2822	200	14759	8	1780	0	4	31	215	28433
082683	2	48.0	0	3460	0	5581	0	2822	175	14934	5	1785	0	1	32	181	28614
082783	2	48.0	0	3460	0	5581	0	2822	181	15115	9	1794	0	9	41	199	28813
082883	2	48.0	0	3460	1	5582	1	2823	381	15496	12	1806	0	5	46	400	29213
082983	2	48.0	0	3460	3	5585	2	2825	228	15724	6	1812	0	2	48	241	29454
083083	2	48.0	0	3460	0	5585	1	2826	215	15939	4	1816	2	0	50	222	29676
083183	2	48.0	0	3460	0	5585	0	2826	45	15984	3	1819	2	0	52	50	29726
090183	2	48.0	0	3460	0	5585	0	2826	121	16105	9	1828	2	1	55	133	29859
090283	2	48.0	0	3460	0	5585	0	2826	86	16191	4	1832	1	1	57	92	29951
090383	2	48.0	0	3460	1	5586	0	2826	192	16383	7	1839	5	4	66	209	30160
090483	2	48.0	0	3460	0	5586	0	2826	218	16601	5	1844	4	5	75	232	30392
090583	2	47.0	0	3460	0	5586	0	2826	89	16690	3	1847	3	3	81	98	30490
090683	2	47.0	0	3460	0	5586	0	2826	85	16775	2	1849	1	0	82	88	30578
090783	2	48.0	0	3460	0	5586	0	2826	20	16795	2	1851	3	1	86	26	30604
090883	2	47.0	0	3460	0	5586	0	2826	25	16820	0	1851	0	1	87	26	30630
090983	2	48.0	0	3460	0	5586	0	2826	28	16848	3	1854	1	1	89	33	30663
091083	2	47.0	0	3460	0	5586	0	2826	27	16875	4	1858	1	1	91	33	30696
091183	2	20.0	0	3460	0	5586	0	2826	14	16889	1	1859	0	0	91	15	30711

Appendix Table 2-D-5. Sunshine station west bank fishwheels daily and cumulative catch by species, Adult Anadromous Investigations, Su Hydro Studies, 1983.

Date	No. of Wheel	Hours	Chinook		Sockeye		Pink		Chum		Coho		Miscellaneous			Total Catch All Species	
			Daily	Cum.	Daily	Cum.	Daily	Cum.	Daily	Cum.	Daily	Cum.	Bering		Daily	Cum.	
													Cisco	Other	Cum.		
060483	1	4.5	0	0	0	0	0	0	0	0	0	0	0	0	0	0	0
060583	1	24.0	1	1	0	0	0	0	0	0	0	0	0	0	0	1	1
060683	1	24.0	6	7	0	0	0	0	0	0	0	0	0	0	0	6	7
060783	2	31.0	8	15	0	0	0	0	0	0	0	0	0	0	0	8	15
060883	2	48.0	20	35	0	0	0	0	0	0	0	0	0	0	0	20	35
060983	2	44.0	23	58	0	0	0	0	0	0	0	0	0	0	0	23	58
061083	2	48.0	44	102	0	0	0	0	0	0	0	0	0	0	0	44	102
061183	2	42.0	50	152	1	1	0	0	0	0	0	0	0	0	0	51	153
061283	2	48.0	34	186	0	1	0	0	0	0	0	0	0	0	0	34	187
061383	2	48.0	56	242	0	1	0	0	0	0	0	0	0	1	1	57	244
061483	2	48.0	29	271	0	1	0	0	0	0	0	0	0	0	1	29	273
061583	2	48.0	23	294	0	1	0	0	0	0	0	0	0	0	1	23	296
061683	2	48.0	10	304	0	1	0	0	0	0	0	0	0	0	1	10	306
061783	2	48.0	8	312	0	1	0	0	0	0	0	0	0	0	1	8	314
061883	2	48.0	9	321	0	1	0	0	0	0	0	0	0	0	1	9	323
061983	2	48.0	16	337	0	1	0	0	0	0	0	0	0	0	1	16	339
062083	2	47.0	6	343	0	1	0	0	0	0	0	0	0	0	1	6	345
062183	2	48.0	2	345	0	1	0	0	0	0	0	0	0	1	2	3	348
062283	2	48.0	0	345	0	1	0	0	0	0	0	0	0	0	2	0	348
062383	2	48.0	2	347	0	1	0	0	0	0	0	0	0	0	2	2	350
062483	2	48.0	1	348	0	1	0	0	0	0	0	0	0	0	2	1	351
062583	2	48.0	1	349	0	1	0	0	0	0	0	0	0	0	2	1	352
062683	2	47.0	1	350	0	1	0	0	0	0	0	0	0	0	2	1	353
062783	2	47.0	1	351	0	1	0	0	0	0	0	0	0	0	2	1	354
062883	2	48.0	0	351	0	1	0	0	0	0	0	0	0	0	2	0	354
062983	2	48.0	0	351	0	1	0	0	0	0	0	0	0	1	3	1	355
063083	2	48.0	1	352	0	1	0	0	0	0	0	0	0	0	3	1	356
070183	2	48.0	0	352	0	1	0	0	0	0	0	0	0	0	3	0	356
070283	2	48.0	2	354	0	1	0	0	0	0	0	0	0	0	3	2	358

A 4 B

Appendix Table 2-D-5. Continued

Date	No. of Wheel Wheels	Hours	Chinook		Sockeye		Pink		Chum		Coho		Miscellaneous			Total Catch All Species	
			Daily	Cum.	Daily	Cum.	Daily	Cum.	Daily	Cum.	Daily	Cum.	Bering Cisco	Other	Cum.	Daily	Cum.
070383	2	48.0	0	354	0	1	0	0	0	0	0	0	0	0	3	0	358
070483	2	48.0	4	358	0	1	0	0	0	0	0	0	0	0	3	4	362
070583	2	48.0	1	359	0	1	0	0	0	0	0	0	0	0	3	1	363
070683	2	48.0	1	360	1	2	0	0	0	0	0	0	0	0	3	2	365
070783	2	48.0	1	361	0	2	0	0	0	0	0	0	0	0	3	1	366
070883	2	48.0	1	362	0	2	0	0	0	0	0	0	0	0	3	1	367
070983	2	47.0	0	362	0	2	0	0	0	0	0	0	0	0	3	0	367
071083	2	48.0	2	364	3	5	0	0	0	0	0	0	0	1	4	6	373
071183	2	48.0	1	365	4	9	0	0	0	0	0	0	0	0	4	5	378
071283	2	48.0	1	366	3	12	0	0	0	0	0	0	0	0	4	4	382
071383	2	48.0	0	366	1	13	0	0	0	0	0	0	0	0	4	1	383
071483	2	48.0	2	368	10	23	0	0	1	1	0	0	0	0	4	13	396
071583	2	48.0	2	370	17	40	1	1	0	1	0	0	0	0	4	20	416
071683	2	48.0	1	371	31	71	0	1	0	1	0	0	0	0	4	32	448
071783	2	48.0	0	371	55	126	1	2	1	2	0	0	0	0	4	57	505
071883	2	48.0	0	371	34	160	2	4	2	4	1	1	0	0	4	39	544
071983	2	48.0	0	371	87	247	4	8	1	5	2	3	0	1	5	95	639
072083	2	48.0	1	372	131	378	7	15	3	8	2	5	0	0	5	144	783
072183	2	48.0	0	372	249	627	8	23	10	18	5	10	0	0	5	272	1055
072283	2	48.0	0	372	318	945	12	35	5	23	5	15	0	0	5	340	1395
072383	2	48.0	0	372	417	1362	22	57	17	40	5	20	0	0	5	461	1856
072483	2	48.0	0	372	53	1415	8	65	3	43	0	20	0	0	5	64	1920
072583	2	48.0	0	372	144	1559	25	90	15	58	9	29	0	0	5	193	2113
072683	2	48.0	0	372	151	1710	27	117	30	88	8	37	0	0	5	216	2329
072783	2	46.0	0	372	121	1831	31	148	27	115	14	51	0	0	5	193	2522
072883	2	48.0	0	372	104	1935	27	175	40	155	12	63	0	0	5	183	2705
072983	2	48.0	0	372	147	2082	27	202	36	191	13	76	0	0	5	223	2928

A 47

Appendix Table 2-D-5. Continued

Date	No. of Wheel Wheels	Wheel Hours	Chinook		Sockeye		Pink		Chum		Coho		Miscellaneous			Total Catch All Species	
			Daily	Cum.	Daily	Cum.	Daily	Cum.	Daily	Cum.	Daily	Cum.	Bering Cisco	Other	Cum.	Daily	Cum.
073083	2	48.0	0	372	46	2128	9	211	22	213	7	83	0	0	5	84	3012
073183	2	48.0	0	372	13	2141	6	217	8	221	6	89	0	0	5	33	3045
080183	2	48.0	0	372	8	2149	6	223	19	240	5	94	0	0	5	38	3089
080283	2	48.0	0	372	13	2162	1	224	6	246	5	99	0	0	5	25	3108
080383	2	48.0	0	372	21	2183	7	231	23	269	10	109	0	0	5	61	3169
080483	2	48.0	0	372	16	2199	7	238	11	280	10	119	0	0	5	44	3213
080583	2	48.0	0	372	5	2204	7	245	6	286	5	124	0	0	5	23	3236
080683	2	48.0	0	372	5	2209	0	245	1	287	6	130	0	0	5	12	3248
080783	2	48.0	0	372	3	2212	0	245	0	287	4	134	0	0	5	7	3255
080883	2	30.0	0	372	2	2214	0	245	2	289	1	135	0	0	5	5	3260
080983	1	24.0	0	372	0	2214	0	245	0	289	0	135	0	0	5	0	3260
081083	1	24.0	0	372	0	2214	0	245	0	289	0	135	0	0	5	0	3260
081183	2	36.0	0	372	25	2239	3	248	5	294	10	145	0	0	5	43	3303
081283	2	48.0	0	372	72	2311	7	255	13	307	41	186	0	0	5	133	3436
081383	2	48.0	0	372	18	2329	1	256	7	314	8	194	0	0	5	34	3470
081483	2	48.0	0	372	15	2344	1	257	12	326	4	198	0	0	5	32	3502
081583	2	43.0	0	372	48	2392	1	258	5	331	37	235	0	0	5	91	3593
081683	2	48.0	0	372	18	2410	0	258	7	338	13	248	0	0	5	38	3631
081783	2	48.0	0	372	30	2440	1	259	25	363	34	282	0	1	6	91	3722
081883	2	48.0	0	372	36	2476	0	259	25	388	27	309	0	0	6	88	3810
081983	2	48.0	0	372	26	2502	0	259	39	427	11	320	0	3	9	79	3889
082083	2	48.0	0	372	26	2528	0	259	24	451	23	343	0	3	12	76	3965
082183	2	48.0	0	372	11	2539	0	259	16	467	9	352	0	0	12	36	4001
082283	2	48.0	0	372	1	2540	0	259	9	476	6	358	0	0	12	16	4017
082383	2	48.0	0	372	7	2547	0	259	14	490	9	367	0	0	12	30	4047
082483	2	48.0	0	372	3	2550	0	259	17	507	5	372	0	0	12	25	4072
082583	2	43.0	0	372	4	2554	0	259	6	513	3	375	0	0	12	13	4085

Appendix Table 2-D-5. Continued

Date	No. of Wheel Wheels Hours	Chinook		Sockeye		Pink		Chum		Coho		Miscellaneous			Total Catch All Species	
		Daily	Cum.	Daily	Cum.	Daily	Cum.	Daily	Cum.	Daily	Cum.	Bering	Cisco	Other	Cum.	Daily
082683	2 48.0	0	372	1	2555	0	259	14	527	3	378	0	0	12	18	4103
082783	2 48.0	0	372	0	2555	0	259	36	563	1	379	0	0	12	37	4140
082883	2 48.0	0	372	1	2556	0	259	67	630	6	385	1	10	23	85	4225
082983	2 48.0	0	372	2	2558	0	259	23	653	2	387	1	2	26	30	4255
083083	2 48.0	0	372	0	2558	0	259	10	663	1	388	0	2	28	13	4268
083183	2 46.0	0	372	0	2558	0	259	5	668	2	390	1	1	30	9	4277
090183	2 48.0	0	372	1	2559	0	259	1	669	0	390	0	0	30	2	4279
090283	2 48.0	0	372	0	2559	0	259	3	672	1	391	0	1	31	5	4284
090383	2 48.0	0	372	0	2559	0	259	7	679	0	391	0	0	31	7	4291
090483	2 48.0	0	372	1	2560	0	259	10	689	0	391	0	1	32	12	4303
090583	2 48.0	0	372	1	2561	0	259	8	697	1	392	0	1	33	11	4314
090683	2 26.0	0	372	0	2561	0	259	7	704	2	394	1	0	34	10	4324
090783	1 21.0	0	372	0	2561	0	259	1	705	1	395	0	0	34	2	4326
090883	1 24.0	0	372	0	2561	0	259	1	706	0	395	0	0	34	1	4327
090983	1 24.0	0	372	0	2561	0	259	2	708	0	395	0	0	34	2	4329
091083	1 24.0	0	372	0	2561	0	259	1	709	0	395	0	0	34	1	4330
091183	1 10.0	0	372	0	2561	0	259	2	711	0	395	0	0	34	2	4332

A 4 9

Appendix Table 2-D-6. Sunshine station fishwheels daily and cumulative catch by species, Adult Anadromous Investigations, Su Hydro Studies, 1983.

Date	No. of Wheel	Hours	Chinook		Sockeye		Pink		Chum		Coho		Miscellaneous			Total Catch All Species	
			Daily	Cum.	Daily	Cum.	Daily	Cum.	Daily	Cum.	Daily	Cum.	Bering		Cum.	Daily	Cum.
													Cisco	Other			
060383	1	4.0	0	0	0	0	0	0	0	0	0	0	0	0	0	0	0
060483	2	28.5	0	0	0	0	0	0	0	0	0	0	0	0	0	0	0
060583	3	52.0	6	6	10	10	0	0	0	0	0	0	0	0	0	16	16
060683	3	72.0	21	27	29	29	0	0	0	0	0	0	0	0	0	50	66
060783	4	79.0	40	67	33	72	0	0	0	0	0	0	0	0	0	73	139
060883	4	96.0	56	123	48	120	0	0	0	0	0	0	0	0	0	104	243
060983	4	90.0	94	217	73	193	0	0	0	0	0	0	0	2	2	169	412
061083	4	96.0	144	361	73	266	0	0	0	0	0	0	0	1	3	218	630
061183	4	96.0	146	507	37	303	0	0	0	0	0	0	0	0	3	183	813
061283	4	96.0	221	728	32	335	0	0	0	0	0	0	0	0	3	253	1066
061383	4	95.0	328	1056	21	356	0	0	0	0	0	0	0	4	7	353	1419
061483	4	95.0	355	1411	15	371	0	0	0	0	0	0	0	0	7	370	1789
061583	4	96.0	185	1596	17	388	0	0	0	0	0	0	0	0	7	202	1991
061683	4	96.0	152	1748	13	401	0	0	0	0	0	0	0	0	7	165	2156
061783	4	96.0	135	1883	9	410	0	0	0	0	0	0	0	0	7	144	2300
061883	4	96.0	170	2053	7	417	0	0	0	0	0	0	0	0	7	177	2477
061983	4	94.5	275	2328	7	424	0	0	0	0	0	0	0	0	7	282	2759
062083	4	95.0	173	2501	4	428	0	0	0	0	0	0	0	0	7	177	2936
062183	4	96.0	174	2675	4	432	0	0	0	0	0	0	0	1	8	179	3115
062283	4	96.0	155	2830	1	433	0	0	0	0	0	0	0	0	8	156	3271
062383	4	93.0	126	2956	3	436	0	0	0	0	0	0	0	0	8	129	3400
062483	4	96.0	58	3014	2	438	0	0	0	0	0	0	0	0	8	60	3460
062583	4	96.0	73	3087	0	438	0	0	0	0	0	0	0	0	8	73	3533
062683	4	95.0	78	3165	1	439	0	0	0	0	0	0	0	0	8	79	3612
062783	4	95.0	66	3231	0	439	0	0	0	0	0	0	0	0	8	66	3678
062883	4	96.0	48	3279	1	440	0	0	0	0	0	0	0	0	8	49	3727
062983	4	96.0	49	3328	0	440	0	0	0	0	0	0	0	1	9	50	3777
063083	4	96.0	33	3361	1	441	0	0	0	0	0	0	0	0	9	34	3811
070183	4	96.0	52	3413	1	442	0	0	0	0	0	0	0	0	9	53	3864

Appendix Table 2-D-6. Continued

Date	No. of Wheel Wheels Hours	Chinook		Sockeye		Pink		Chum		Coho		Miscellaneous			Total Catch All Species		
		Daily	Cum.	Daily	Cum.	Daily	Cum.	Daily	Cum.	Daily	Cum.	Bering Cisco	Other	Cum.	Daily	Cum.	
070283	4	93.0	51	3464	1	443	0	0	0	0	0	0	0	0	9	52	3916
070383	4	96.0	33	3497	2	445	0	0	0	0	0	0	0	0	9	35	3951
070483	4	96.0	46	3543	1	446	0	0	0	0	0	0	0	0	9	47	3998
070583	4	95.0	26	3569	2	448	0	0	0	0	0	0	0	0	9	28	4026
070683	4	93.0	22	3591	5	453	0	0	0	0	0	0	0	0	9	27	4053
070783	4	96.0	13	3604	3	456	0	0	0	0	0	0	0	0	9	16	4069
070883	4	96.0	11	3615	3	459	0	0	0	0	0	0	0	0	9	14	4083
070983	4	94.0	25	3640	2	461	0	0	0	0	0	0	0	1	10	28	4111
071083	4	96.0	29	3669	10	471	2	2	1	1	0	0	0	1	11	43	4154
071183	4	96.0	18	3687	10	481	2	4	0	1	0	0	0	0	11	30	4184
071283	4	96.0	25	3712	19	500	2	6	1	2	0	0	0	0	11	47	4231
071383	4	96.0	14	3726	15	515	4	10	1	3	2	2	0	0	11	36	4267
071483	4	96.0	13	3739	63	578	2	12	5	8	2	4	0	0	11	85	4352
071583	4	96.0	11	3750	65	643	7	19	11	19	3	7	0	0	11	97	4449
071683	4	96.0	9	3759	133	776	11	30	25	44	2	9	0	0	11	180	4629
071783	4	96.0	13	3772	235	1011	28	58	47	91	5	14	0	0	11	328	4957
071883	4	96.0	5	3777	201	1212	32	90	56	147	8	22	0	0	11	302	5259
071983	4	96.0	8	3785	262	1474	26	116	108	255	10	32	0	1	12	415	5674
072083	4	96.0	6	3791	400	1874	49	165	174	429	10	42	0	0	12	639	6313
072183	4	96.0	7	3798	1013	2887	115	280	387	816	24	66	0	0	12	1546	7859
072283	4	96.0	8	3806	1373	4260	101	381	483	1299	29	95	0	0	12	1994	9853
072383	4	96.0	5	3811	1026	5286	171	552	736	2035	20	115	0	1	13	1959	11812
072483	4	96.0	4	3815	272	5558	142	694	319	2354	14	129	0	0	13	751	12563
072583	4	96.0	2	3817	355	5913	218	912	767	3121	43	172	0	0	13	1385	13948
072683	4	96.0	4	3821	302	6215	177	1089	1066	4187	51	223	0	0	13	1600	15548
072783	4	89.0	4	3825	229	6444	144	1233	938	5125	39	262	0	0	13	1354	16902
072883	4	96.0	3	3828	217	6661	135	1368	1195	6320	61	323	0	0	13	1611	18513

A B 1

Appendix Table 2-D-6. Continued

Date	No. of Wheel Wheels	Hours	Chinook		Sockeye		Pink		Chum		Coho		Miscellaneous			Total Catch All Species	
			Daily	Cum.	Daily	Cum.	Daily	Cum.	Daily	Cum.	Daily	Cum.	Bering Cisco	Other	Cum.	Daily	Cum.
072983	4	96.0	0	3828	238	6899	150	1518	949	7269	59	382	0	0	13	1396	19909
073083	4	96.0	0	3828	105	7004	152	1670	876	8145	75	457	0	0	13	1208	21117
073183	4	96.0	1	3829	59	7063	177	1847	380	8525	96	553	0	0	13	713	21830
080183	4	96.0	0	3829	51	7114	111	1958	358	8883	92	645	0	0	13	612	22442
080283	4	96.0	1	3830	69	7183	131	2089	562	9445	120	765	0	0	13	883	23325
080383	4	96.0	0	3830	83	7266	152	2241	718	10163	145	910	0	0	13	1098	24423
080483	4	96.0	1	3831	75	7341	140	2381	566	10729	153	1063	0	0	13	935	25358
080583	4	96.0	0	3831	87	7428	147	2528	270	10999	138	1201	0	0	13	642	26000
080683	4	96.0	0	3831	46	7474	89	2617	199	11198	82	1283	0	0	13	416	26416
080783	4	96.0	0	3831	41	7515	41	2658	123	11321	69	1352	0	0	13	274	26690
080883	4	77.0	0	3831	23	7538	25	2683	70	11391	33	1385	0	0	13	151	26841
080983	3	67.0	0	3831	5	7543	3	2686	4	11395	1	1386	0	0	13	13	26854
081083	3	72.0	0	3831	7	7550	11	2697	15	11410	10	1396	0	0	13	43	26897
081183	4	84.0	0	3831	47	7597	42	2739	81	11491	55	1451	0	0	13	225	27122
081283	4	96.0	0	3831	106	7703	78	2817	239	11730	143	1594	0	1	14	567	27689
081383	4	96.0	0	3831	43	7746	43	2860	126	11856	55	1649	0	1	15	268	27957
081483	4	96.0	0	3831	39	7785	43	2903	129	11985	62	1711	0	1	16	274	28231
081583	4	91.0	0	3831	76	7861	46	2949	195	12180	72	1783	0	0	16	389	28620
081683	4	95.0	0	3831	41	7902	38	2987	170	12350	58	1841	0	1	17	308	28928
081783	4	96.0	0	3831	55	7957	35	3022	315	12665	65	1906	0	2	20	473	29401
081883	4	96.0	1	3832	62	8019	30	3052	386	13051	61	1967	0	3	23	543	29944
081983	4	96.0	0	3832	40	8059	11	3063	500	13551	33	2000	0	3	26	587	30531
082083	4	96.0	0	3832	38	8097	10	3073	438	13989	47	2047	0	7	33	540	31071
082183	4	96.0	0	3832	12	8109	2	3075	190	14179	22	2069	0	1	34	227	31298
082283	4	96.0	0	3832	8	8117	2	3077	261	14440	28	2097	0	4	38	303	31601
082383	4	96.0	0	3832	9	8126	1	3078	328	14768	26	2123	0	1	39	365	31966
082483	4	96.0	0	3832	4	8130	1	3079	298	15066	21	2144	0	0	39	324	32290

A 52

Appendix Table 2-D-6. Continued

Date	No. of Wheel Wheels	Wheel Hours	Chinook		Sockeye		Pink		Chum		Coho		Miscellaneous			Total Catch All Species	
			Daily	Cum.	Daily	Cum.	Daily	Cum.	Daily	Cum.	Daily	Cum.	Bering Cisco	Other	Cum.	Daily	Cum.
082583	4	91.0	0	3832	5	8135	2	3081	206	15272	11	2155	0	4	43	228	32518
082683	4	96.0	0	3832	1	8136	0	3081	189	15461	8	2163	0	1	44	199	32717
082783	4	96.0	0	3832	0	8136	0	3081	217	15678	10	2173	0	9	53	236	32953
082883	4	96.0	0	3832	2	8138	1	3082	448	16126	18	2191	1	15	69	485	33438
082983	4	96.0	0	3832	5	8143	2	3084	251	16377	8	2199	1	4	74	271	33709
083083	4	96.0	0	3832	0	8143	1	3085	225	16602	5	2204	2	2	78	235	33944
083183	4	94.0	0	3832	0	8143	0	3085	50	16652	5	2209	3	1	82	59	34003
090183	4	96.0	0	3832	1	8144	0	3085	122	16774	9	2218	2	1	85	135	34138
090283	4	96.0	0	3832	0	8144	0	3085	89	16863	5	2223	1	2	88	97	34235
090383	4	96.0	0	3832	1	8145	0	3085	199	17062	7	2230	5	4	97	216	34451
090483	4	96.0	0	3832	1	8146	0	3085	228	17290	5	2235	4	6	107	244	34695
090583	4	95.0	0	3832	1	8147	0	3085	97	17387	4	2239	3	4	114	109	34804
090683	4	73.0	0	3832	0	8147	0	3085	92	17479	4	2243	2	0	116	98	34902
090783	3	69.0	0	3832	0	8147	0	3085	21	17500	3	2246	3	1	120	28	34930
090883	3	71.0	0	3832	0	8147	0	3085	26	17526	0	2246	0	1	121	27	34957
090983	3	72.0	0	3832	0	8147	0	3085	30	17556	3	2249	1	1	123	35	34992
091083	3	71.0	0	3832	0	8147	0	3085	28	17584	4	2253	1	1	125	34	35026
091183	3	30.0	0	3832	0	8147	0	3085	16	17600	1	2254	0	0	125	17	35043

A
C
V

Appendix Table 2-D-7. Talkeetna station east bank fishwheels daily and cumulative catch by species, Adult Anadromous Investigations, Su Hydro Studies, 1983.

Date	No. of Wheel Wheels	Hours	Chinook		Sockeye		Pink		Chum		Coho		Miscellaneous			Total Catch All Species	
			Daily	Cum.	Daily	Cum.	Daily	Cum.	Daily	Cum.	Daily	Cum.	Bering Cisco	Other	Cum.	Daily	Cum.
060783	2	48.0	1	1	0	0	0	0	0	0	0	0	0	0	0	1	1
060883	2	48.0	3	4	0	0	0	0	0	0	0	0	0	0	0	3	4
060983	2	48.0	2	6	0	0	0	0	0	0	0	0	0	0	0	2	6
061083	2	48.0	1	7	0	0	0	0	0	0	0	0	0	0	0	1	7
061183	2	48.0	0	7	0	0	0	0	0	0	0	0	0	0	0	0	7
061283	2	48.0	4	11	0	0	0	0	0	0	0	0	0	0	0	4	11
061383	2	48.0	1	12	1	1	0	0	0	0	0	0	0	0	0	2	13
061483	2	48.0	2	14	0	1	0	0	0	0	0	0	0	0	0	2	15
061583	2	48.0	5	19	0	1	0	0	0	0	0	0	0	0	0	5	20
061683	2	48.0	2	21	1	2	0	0	0	0	0	0	0	0	0	3	23
061783	2	48.0	1	22	0	2	0	0	0	0	0	0	0	0	0	1	24
061883	2	48.0	19	41	0	2	0	0	0	0	0	0	0	0	0	19	43
061983	2	48.0	27	68	0	2	0	0	0	0	0	0	0	2	2	29	72
062083	2	48.0	13	81	0	2	0	0	0	0	0	0	0	0	2	13	85
062183	2	48.0	23	104	0	2	0	0	0	0	0	0	0	0	2	23	108
062283	2	48.0	41	145	1	3	0	0	0	0	0	0	0	0	2	42	150
062383	2	48.0	26	171	0	3	0	0	0	0	0	0	0	1	3	27	177
062483	2	48.0	25	196	1	4	0	0	0	0	0	0	0	0	4	27	204
062583	2	46.0	29	225	0	4	0	0	0	0	0	0	0	0	4	29	233
062683	2	48.0	30	255	0	4	0	0	0	0	0	0	0	0	4	30	263
062783	2	48.0	33	288	0	4	0	0	0	0	0	0	0	0	4	33	296
062883	2	48.0	21	309	0	4	0	0	0	0	0	0	0	0	4	21	317
062983	2	48.0	25	334	0	4	0	0	0	0	0	0	0	0	4	25	342
063083	2	48.0	24	358	0	4	0	0	0	0	0	0	0	0	4	24	366
070183	2	47.5	15	373	1	5	0	0	0	0	0	0	0	0	4	16	382
070283	2	48.0	16	389	0	5	0	0	0	0	0	0	0	0	4	16	398
070383	2	48.0	20	409	2	7	0	0	0	0	0	0	0	0	4	22	420
070483	2	47.5	11	420	0	7	0	0	0	0	0	0	0	0	4	11	431
070583	2	48.0	16	436	0	7	0	0	0	0	0	0	0	0	4	16	447

454

Appendix Table 2-D-7. Continued

Date	No. of Wheel Wheels	Hours	Chinook		Sockeye		Pink		Chum		Coho		Miscellaneous			Total Catch All Species	
			Daily	Cum.	Daily	Cum.	Daily	Cum.	Daily	Cum.	Daily	Cum.	Bering Cisco	Other	Cum.	Daily	Cum.
070683	2	48.0	11	447	1	8	0	0	0	0	0	0	0	0	4	12	459
070783	2	48.0	15	462	0	8	0	0	0	0	0	0	0	2	6	17	476
070883	2	48.0	12	474	2	10	0	0	0	0	0	0	0	0	6	14	490
070983	2	44.0	10	484	0	10	0	0	0	0	0	0	0	1	7	11	501
071083	2	44.0	6	490	0	10	1	1	0	0	0	0	0	1	8	8	509
071183	2	46.0	3	493	1	11	0	1	1	1	0	0	0	0	8	5	514
071283	2	48.0	9	502	0	11	0	1	0	1	0	0	0	0	8	9	523
071383	2	48.0	8	510	1	12	0	1	0	1	0	0	0	0	8	9	532
071483	2	48.0	7	517	0	12	0	1	0	1	0	0	0	0	8	7	539
071583	2	48.0	3	520	2	14	0	1	0	1	0	0	0	0	8	5	544
071683	2	46.0	4	524	2	16	0	1	0	1	0	0	0	2	10	8	552
071783	2	48.0	7	531	3	19	1	2	0	1	0	0	0	2	12	13	565
071883	2	48.0	2	533	1	20	1	3	0	1	1	1	0	0	12	5	570
071983	2	48.0	1	534	1	21	1	4	0	1	0	1	0	0	12	3	573
072083	2	44.0	4	538	2	23	6	10	1	2	0	1	0	2	14	15	588
072183	2	45.5	6	544	2	25	12	22	2	4	3	4	0	1	15	26	614
072283	2	48.0	0	544	4	29	10	32	3	7	0	4	0	3	18	20	634
072383	2	46.0	1	545	3	32	25	57	10	17	0	4	0	0	18	39	673
072483	2	48.0	2	547	4	36	24	81	14	31	1	5	0	0	18	45	718
072583	2	48.0	1	548	4	40	20	101	12	43	1	6	0	0	18	38	756
072683	2	48.0	1	549	9	49	30	131	30	73	0	6	0	0	18	70	826
072783	2	48.0	2	551	3	52	43	174	88	161	1	7	0	0	18	137	963
072883	2	46.0	3	554	10	62	47	221	99	260	0	7	0	0	18	159	1122
072983	2	46.0	0	554	12	74	104	325	119	379	1	8	0	1	19	237	1359
073083	2	48.0	2	556	15	89	120	445	110	489	1	9	0	0	19	248	1607
073183	2	48.0	3	559	13	102	68	513	72	561	1	10	0	0	19	157	1764
080183	2	48.0	2	561	9	111	36	549	49	610	4	14	0	0	19	100	1864

Appendix Table 2-D-7. Continued

Date	No. of Wheel Wheels	Hours	Chinook		Sockeye		Pink		Chum		Coho		Miscellaneous			Total Catch All Species	
			Daily	Cum.	Daily	Cum.	Daily	Cum.	Daily	Cum.	Daily	Cum.	Bering Cisco	Other	Cum.	Daily	Cum.
080283	2	48.0	1	562	6	119	34	583	34	644	3	17	0	0	19	80	1944
080383	2	48.0	0	562	23	142	71	654	101	745	9	26	0	0	19	204	2148
080483	2	48.0	2	564	17	159	39	693	58	803	4	30	0	0	19	120	2268
080583	2	48.0	0	564	12	171	21	714	43	846	2	32	0	0	19	78	2346
080683	2	47.5	1	565	8	179	14	728	15	841	2	34	0	0	19	4	2386
080783	2	47.0	0	565	14	193	6	734	20	881	2	36	0	0	19	42	2428
080883	2	48.0	0	565	6	199	12	746	15	896	2	38	0	0	19	35	2463
080983	2	46.0	0	565	1	200	1	747	4	900	2	40	0	0	19	8	2471
081083	2	47.0	1	566	0	200	0	747	1	901	0	40	0	0	19	2	2473
081183	2	47.5	0	566	2	202	2	749	6	907	4	44	0	0	19	14	2487
081283	2	48.0	0	566	5	207	0	749	18	925	2	46	0	0	19	25	2512
081383	2	48.0	0	566	1	208	3	752	2	927	2	48	0	0	19	8	2520
081483	2	48.0	0	566	0	208	2	754	4	931	2	50	0	0	19	8	2528
081583	2	48.0	0	566	2	210	2	756	9	940	3	53	0	0	19	16	2544
081683	2	46.0	0	566	3	213	3	759	7	947	7	60	0	1	20	21	2565
081783	2	48.0	0	566	6	219	3	762	21	968	5	65	0	0	20	35	2600
081883	2	48.0	0	566	7	226	4	766	19	987	6	71	0	2	22	38	2638
081983	2	48.0	0	566	2	228	4	770	12	999	4	75	0	0	22	22	2660
082083	2	48.0	0	566	4	232	3	773	5	1004	1	76	0	2	4	15	2675
082183	2	48.0	0	566	0	232	7	780	17	1021	12	88	0	0	24	36	2711
082283	2	48.0	0	566	4	236	1	781	3	1024	3	91	0	0	24	11	2722
082383	2	48.0	0	566	3	239	1	782	2	1026	2	93	0	0	24	8	2730
082483	2	48.0	0	566	2	241	0	782	4	1030	2	95	0	0	24	8	2738
082583	2	47.5	0	566	0	241	0	782	4	1034	0	95	0	1	25	5	2743
082683	2	48.0	0	566	0	241	1	783	0	1034	1	96	0	0	25	2	2745
082783	2	48.0	0	566	0	241	0	783	0	1034	2	98	0	0	25	2	2747
082883	2	45.0	0	566	1	242	0	783	2	1036	4	102	0	1	26	32	2779

Appendix Table 2-D-7. Continued

Date	No. of Wheel	Hours	Chinook		Sockeye		Pink		Chum		Coho		Miscellaneous			Total Catch All Species	
			Daily	Cum.	Daily	Cum.	Daily	Cum.	Daily	Cum.	Daily	Cum.	Bering		Daily	Cum.	
													Cisco	Other	Cum.		
082983	2	48.0	0	566	1	243	0	783	12	1072	1	103	0	3	29	17	2796
083083	2	48.0	0	566	2	245	0	783	17	1089	2	105	1	2	32	24	2820
083183	2	48.0	0	566	0	245	0	783	3	1092	0	105	0	2	34	5	2825
090183	2	48.0	0	566	0	245	0	783	4	1096	3	108	0	0	34	7	2832
090283	2	48.0	0	566	0	245	0	783	0	1096	3	111	0	0	34	3	2835
090383	2	48.0	0	566	0	245	0	783	20	1116	2	113	0	0	34	22	2857
090483	2	46.0	0	566	0	245	0	783	18	1134	3	116	0	0	34	21	2878
090583	2	48.0	0	566	0	245	0	783	1	1135	0	116	0	1	35	2	2880
090683	2	46.0	0	566	1	246	0	783	15	1150	3	119	0	0	35	19	2899
090783	2	44.0	0	566	0	246	0	783	5	1155	4	123	0	0	35	9	2908
090883	2	48.0	0	566	0	246	0	783	0	1155	1	124	1	0	36	2	2910
090983	2	48.0	0	566	0	246	0	783	1	1156	0	124	0	0	36	1	2911
091083	2	48.0	0	566	0	246	0	783	4	1160	2	126	1	0	37	7	2918
091183	2	48.0	0	566	0	246	0	783	6	1166	2	128	0	0	37	8	2926
091283	2	24.0	0	566	0	246	0	783	2	1168	4	132	0	2	39	8	2934

A-7

Appendix Table 2-D-8. Talkeetna station west bank fishwheels daily and cumulative catch by species, Adult Anadromous Investigations, Su Hydro Studies, 1983.

Date	No. of Wheel Wheels	Hour	Chinook		Sockeye		Pink		Chum		Coho		Miscellaneous			Total Catch All Species	
			Daily	Cum.	Daily	Cum.	Daily	Cum.	Daily	Cum.	Daily	Cum.	Bering Cisco	Other	Cum.	Daily	Cum.
060783	2	35.0	0	0	0	0	0	0	0	0	0	0	0	0	0	0	0
060883	2	48.0	0	0	0	0	0	0	0	0	0	0	0	0	0	0	0
060983	2	48.0	0	0	0	0	0	0	0	0	0	0	0	0	0	0	0
061083	2	48.0	0	0	0	0	0	0	0	0	0	0	0	1	1	1	1
061183	2	48.0	0	0	0	0	0	0	0	0	0	0	0	0	1	0	1
061283	2	48.0	1	1	1	1	0	0	0	0	0	0	0	0	1	2	3
061383	2	48.0	2	3	0	1	0	0	0	0	0	0	0	0	1	2	5
061483	2	48.0	2	5	1	2	0	0	0	0	0	0	0	0	1	3	8
061583	2	48.0	5	10	0	2	0	0	0	0	0	0	0	0	1	5	13
061683	2	47.0	1	11	0	2	0	0	0	0	0	0	0	0	1	1	14
061783	2	48.0	3	14	0	2	0	0	0	0	0	0	0	0	1	3	17
061883	2	48.0	9	23	0	2	0	0	0	0	0	0	0	0	1	9	26
061983	2	48.0	9	32	1	3	0	0	0	0	0	0	0	1	2	11	37
062083	2	48.0	13	45	1	4	0	0	0	0	0	0	0	0	2	14	51
062183	2	48.0	15	60	2	6	0	0	0	0	0	0	0	0	2	17	68
062283	2	48.0	33	93	1	7	0	0	0	0	0	0	0	0	2	34	102
062383	2	47.5	25	118	0	7	0	0	0	0	0	0	0	0	2	25	127
062483	2	48.0	24	142	0	7	0	0	0	0	0	0	0	0	2	24	151
062583	2	48.0	28	170	0	7	0	0	0	0	0	0	0	0	2	28	179
062683	2	45.5	24	194	0	7	0	0	0	0	0	0	0	0	2	24	203
062783	2	48.0	32	226	0	7	0	0	0	0	0	0	0	0	2	32	235
062883	2	48.0	8	234	0	7	0	0	0	0	0	0	0	0	2	8	243
062983	2	48.0	12	246	0	7	0	0	0	0	0	0	0	0	2	12	255
063083	2	48.0	9	255	0	7	0	0	0	0	0	0	0	0	2	9	264
070183	2	42.0	13	268	0	7	0	0	0	0	0	0	0	0	2	13	277
070283	2	48.0	9	277	0	7	0	0	0	0	0	0	0	0	2	9	286
070383	2	48.0	23	300	1	8	0	0	0	0	0	0	0	0	2	24	310
070483	2	48.0	15	315	0	8	0	0	0	0	0	0	0	0	2	15	325
070583	2	48.0	19	334	0	8	0	0	0	0	0	0	0	0	2	19	344

A 5 08

Appendix Table 2-D-8. Continued

Date	No. of Wheel Wheels	Hours	Chinook		Sockeye		Pink		Chum		Coho		Miscellaneous			Total Catch All Species	
			Daily	Cum.	Daily	Cum.	Daily	Cum.	Daily	Cum.	Daily	Cum.	Bering Cisco	Other	Cum.	Daily	Cum.
070683	2	48.0	16	350	0	8	0	0	0	0	0	0	0	0	2	16	360
070783	2	48.0	17	367	0	8	0	0	0	0	0	0	0	0	2	17	377
070883	2	48.0	4	371	0	8	0	0	0	0	0	0	0	0	2	4	381
070983	2	48.0	4	375	0	8	0	0	0	0	0	0	0	0	2	4	385
071083	2	48.0	12	387	0	8	1	1	0	0	0	0	0	1	3	14	399
071183	2	46.0	5	392	1	9	0	1	0	0	0	0	0	0	3	6	405
071283	2	48.0	8	400	0	9	0	1	0	0	0	0	0	0	3	8	413
071383	2	48.0	5	405	0	9	0	1	0	0	0	0	0	0	3	5	418
071483	2	48.0	6	411	1	10	0	1	0	0	0	0	0	0	3	7	425
071583	2	48.0	8	419	2	12	0	1	0	0	0	0	0	1	4	11	436
071683	2	44.0	3	422	4	16	1	2	0	0	0	0	0	1	5	9	445
071783	2	48.0	5	427	1	17	5	7	0	0	0	0	0	2	7	13	458
071883	2	48.0	4	431	1	18	4	11	0	0	0	0	0	2	9	11	469
071983	2	8.0	1	432	3	21	6	17	0	0	0	0	0	0	9	10	479
072083	2	46.0	3	435	3	24	17	34	0	0	0	0	0	0	9	23	502
072183	2	48.0	4	439	3	27	15	49	8	8	0	0	0	1	10	31	533
072283	2	48.0	6	445	6	33	27	76	16	24	0	0	0	2	12	57	590
072383	2	48.0	2	447	11	44	77	153	17	41	1	1	0	1	13	109	699
072483	2	48.0	3	450	7	51	67	220	35	76	1	2	0	1	14	114	813
072583	2	48.0	2	452	9	60	41	261	20	96	0	2	0	1	15	73	886
072683	2	44.0	1	453	16	76	70	331	28	124	3	5	0	1	16	119	1005
072783	2	48.0	1	454	18	94	128	459	95	219	2	7	0	0	16	244	1249
072883	2	46.0	2	456	6	100	80	539	91	310	4	11	0	1	17	184	1433
072983	2	48.0	0	456	13	113	140	679	168	478	1	12	0	1	18	323	1756
073083	2	48.0	0	456	15	128	185	864	117	595	5	17	0	1	19	323	2079
073183	2	48.0	0	456	10	138	96	960	38	633	6	23	0	0	19	150	2229
080183	2	48.0	1	457	9	147	72	1032	60	693	3	26	0	0	19	145	2374

Appendix Table 2-D-8. Continued

Date	No. of Wheel	Hours	Chinook		Sockeye		Pink		Chum		Coho		Miscellaneous			Total Catch All Species	
			Daily	Cum.	Daily	Cum.	Daily	Cum.	Daily	Cum.	Daily	Cum.	Bering Cisco	Other	Cum.	Daily	Cum.
080283	2	48.0	0	457	15	162	51	1083	23	716	2	28	0	0	19	91	2465
080383	2	48.0	2	459	18	180	106	1189	110	826	13	41	0	0	19	249	2714
080483	2	48.0	1	460	11	191	69	1258	112	938	21	62	0	0	19	214	2928
080583	2	48.0	1	461	10	201	43	1301	40	978	17	79	0	0	19	111	3039
080683	2	48.0	0	461	12	213	30	1331	52	1030	18	97	0	0	19	112	3151
080783	2	48.0	2	463	10	223	12	1343	30	1060	11	108	0	0	19	65	3216
080883	2	47.0	0	463	15	238	13	1356	16	1076	6	114	0	0	19	50	3266
080983	2	47.0	0	463	5	243	2	1358	6	1082	3	117	0	1	20	17	3283
081083	2	48.0	0	463	1	244	1	1359	3	1085	0	117	0	0	20	5	3288
081183	2	47.0	0	463	0	244	2	1361	10	1095	3	120	0	1	21	16	3304
081283	2	48.0	0	463	6	250	5	1366	21	1116	20	140	0	0	21	52	3356
081383	2	48.0	0	463	2	252	6	1372	26	1142	12	152	0	0	21	46	3402
081483	2	48.0	0	463	4	256	4	1376	12	1154	13	165	0	1	22	34	3436
081583	2	48.0	0	463	6	262	7	1383	4	1158	12	177	0	1	23	30	3466
081683	2	48.0	0	463	2	264	6	1389	7	1165	16	193	0	2	25	33	3499
081783	2	48.0	0	463	3	267	7	1396	6	1171	12	205	0	1	26	29	3528
081883	2	48.0	1	464	5	272	11	1407	19	1190	9	214	0	0	26	45	3573
081983	2	48.0	0	464	5	277	6	1413	8	1198	9	223	0	0	26	28	3601
082083	2	46.0	0	464	2	279	4	1417	6	1204	8	231	0	0	26	20	3621
082183	2	48.0	0	464	1	280	9	1426	9	1213	5	236	0	1	27	25	3646
082283	2	48.0	0	464	2	282	0	1426	1	1214	4	240	0	0	27	7	3653
082383	2	48.0	0	464	1	283	1	1427	0	1214	2	242	0	0	27	4	3657
082483	2	48.0	0	464	3	286	2	1429	5	1219	6	248	0	0	27	16	3673
082583	2	48.0	0	464	0	286	0	1429	0	1219	0	248	0	0	27	0	3673
082683	2	48.0	0	464	0	286	1	1430	1	1220	0	248	0	0	27	2	3675
082783	2	48.0	0	464	0	286	0	1430	0	1220	2	250	0	1	28	3	3678
082883	2	48.0	0	464	0	286	0	1430	27	1247	5	255	0	6	34	38	3716

Appendix Table 2-D-8. Continued

Date	No. of Wheel Wheels	Hours	Chinook		Sockeye		Pink		Chum		Coho		Miscellaneous			Total Catch All Species	
			Daily	Cum.	Daily	Cum.	Daily	Cum.	Daily	Cum.	Daily	Cum.	Bering Cisco	Other	Cum.	Daily	Cum.
082983	2	48.0	0	464	0	286	0	1430	13	1260	7	262	0	1	35	21	3737
083083	2	48.0	0	464	1	287	0	1430	6	1266	1	263	0	0	35	8	3745
083183	2	48.0	0	464	0	287	0	1430	2	1268	0	263	0	2	37	4	3749
090183	2	48.0	0	464	2	289	0	1430	1	1269	2	265	0	0	37	5	3754
090283	2	48.0	0	464	0	289	0	1430	2	1271	4	269	0	1	38	7	3761
090383	2	48.0	0	464	0	289	0	1430	1	1272	5	274	0	0	38	6	3767
090483	2	48.0	0	464	0	289	0	1430	9	1281	6	280	0	4	42	19	3786
090583	2	48.0	0	464	1	290	0	1430	5	1286	0	280	1	0	43	7	3793
090683	2	44.0	0	464	0	290	0	1430	4	1290	4	284	0	0	43	8	3801
090783	2	48.0	0	464	0	290	0	1430	6	1296	1	285	1	1	45	9	3810
090883	2	48.0	0	464	0	290	0	1430	2	1298	4	289	0	1	46	7	3817
090983	2	48.0	0	464	0	290	0	1430	0	1298	0	289	0	0	46	0	3817
091083	2	48.0	0	464	0	290	0	1430	0	1298	0	289	0	0	46	0	3817
091183	2	48.0	0	464	0	290	0	1430	0	1298	1	290	0	1	47	2	3819
091283	2	24.0	0	464	0	290	0	1430	1	1299	0	29	0	0	47	1	3820

Appendix Table 2-D-9. Talkeetna station fishwheels daily and cumulative catch by species, Adult Anadromous Investigations, Su Hydro Studies, 1983.

Date	No. of Wheel Wheels	Hours	Chinook		Sockeye		Pink		Chum		Coho		Miscellaneous			Total Catch All Species		
			Daily	Cum.	Daily	Cum.	Daily	Cum.	Daily	Cum.	Daily	Cum.	Bering Cisco	Other	Cum.	Daily	Cum.	
060783	4	83.0	1	1	0	0	0	0	0	0	0	0	0	0	0	0	1	1
060883	4	96.0	3	4	0	0	0	0	0	0	0	0	0	0	0	0	3	4
060983	4	96.0	2	6	0	0	0	0	0	0	0	0	0	0	0	0	2	6
061083	4	96.0	1	7	0	0	0	0	0	0	0	0	0	1	1	1	2	8
061183	4	96.0	0	7	0	0	0	0	0	0	0	0	0	0	1	1	0	8
061283	4	96.0	5	12	1	1	0	0	0	0	0	0	0	0	1	1	6	14
061383	4	96.0	3	15	1	2	0	0	0	0	0	0	0	0	1	1	4	18
061483	4	96.0	4	19	1	3	0	0	0	0	0	0	0	0	1	1	5	23
061583	4	96.0	10	29	0	3	0	0	0	0	0	0	0	0	1	1	10	33
061683	4	95.0	3	32	1	4	0	0	0	0	0	0	0	0	1	1	4	37
061783	4	96.0	4	36	0	4	0	0	0	0	0	0	0	0	1	1	4	41
061883	4	96.0	28	64	0	4	0	0	0	0	0	0	0	0	1	1	28	69
061983	4	96.0	36	100	1	5	0	0	0	0	0	0	0	3	4	4	40	109
062083	4	96.0	26	126	1	6	0	0	0	0	0	0	0	0	4	4	27	136
062183	4	96.0	38	164	2	8	0	0	0	0	0	0	0	0	4	4	40	176
062283	4	96.0	74	238	2	10	0	0	0	0	0	0	0	0	4	4	76	252
062383	4	95.5	51	289	0	10	0	0	0	0	0	0	0	1	5	5	52	304
062483	4	96.0	49	338	1	11	0	0	0	0	0	0	0	1	6	6	51	355
062583	4	94.0	57	395	0	11	0	0	0	0	0	0	0	0	6	6	57	412
062683	4	93.5	54	449	0	11	0	0	0	0	0	0	0	0	6	6	54	466
062783	4	96.0	65	514	0	11	0	0	0	0	0	0	0	0	6	6	65	531
062883	4	96.0	29	543	0	11	0	0	0	0	0	0	0	0	6	6	29	560
062983	4	96.0	37	580	0	11	0	0	0	0	0	0	0	0	6	6	37	597
063083	4	96.0	33	613	0	11	0	0	0	0	0	0	0	0	6	6	33	630
070183	4	89.5	28	641	1	12	0	0	0	0	0	0	0	0	6	6	29	659
070283	4	96.0	25	666	0	12	0	0	0	0	0	0	0	0	6	6	25	684
070383	4	96.0	43	709	3	15	0	0	0	0	0	0	0	0	6	6	46	730
070483	4	95.5	26	735	0	15	0	0	0	0	0	0	0	0	6	6	26	756
070583	4	96.0	35	770	0	15	0	0	0	0	0	0	0	0	6	6	35	791

Appendix Table 2-D-9. Continued

Date	No. of Wheel Wheels Hours	Chinook		Sockeye		Pink		Chum		Coho		Miscellaneous			Total Catch All Species	
		Daily	Cum.	Daily	Cum.	Daily	Cum.	Daily	Cum.	Daily	Cum.	Bering Cisco	Other	Cum.	Daily	Cum.
070683	4 92.0	27	797	1	16	0	0	0	0	0	0	0	0	6	28	819
070783	4 92.0	32	829	0	16	0	0	0	0	0	0	0	2	8	34	853
070883	4 92.0	16	845	2	18	0	0	0	0	0	0	0	0	8	18	871
070983	4 92.0	14	859	0	18	0	0	0	0	0	0	0	1	9	15	886
071083	4 92.0	18	877	0	18	2	2	0	0	0	0	0	2	11	22	908
071183	4 92.0	8	885	2	20	0	2	1	1	0	0	0	0	11	11	919
071283	4 96.0	17	902	0	20	0	2	0	1	0	0	0	0	11	17	936
071383	4 96.0	13	915	1	21	0	2	0	1	0	0	0	0	11	14	950
071483	4 96.0	13	928	1	22	0	2	0	1	0	0	0	0	11	14	964
071583	4 96.0	11	939	4	26	0	2	0	1	0	0	0	1	12	16	980
071683	4 90.0	7	946	6	32	1	3	0	1	0	0	0	3	15	17	997
071783	4 96.0	12	958	4	36	6	9	0	1	0	0	0	4	19	26	1023
071883	4 96.0	6	964	2	38	5	14	0	1	1	1	0	2	21	16	1039
071983	4 96.0	2	966	4	42	7	21	0	1	0	1	0	0	21	13	1052
072083	4 90.0	7	973	5	47	23	44	1	2	0	1	0	2	23	38	1090
072183	4 93.5	10	983	5	52	27	71	10	12	3	4	0	2	25	57	1147
072283	4 96.0	6	989	10	62	37	108	19	31	0	4	0	5	30	77	1224
072383	4 94.0	3	992	14	76	102	210	27	58	1	5	0	1	31	148	1372
072483	4 96.0	5	997	11	87	91	301	49	107	2	7	0	1	32	159	1531
072583	4 96.0	3	1000	13	100	61	362	32	139	1	8	0	1	33	111	1642
072683	4 92.0	2	1002	25	125	100	462	58	197	3	11	0	1	34	189	1831
072783	4 96.0	3	1005	21	146	171	633	183	380	3	14	0	0	34	381	2212
072883	4 92.0	5	1010	16	162	127	760	190	570	4	18	0	1	35	343	2555
072983	4 94.0	0	1010	25	187	244	1004	287	857	2	20	0	2	37	560	3115
073083	4 96.0	2	1012	30	217	305	1309	227	1084	6	26	0	1	38	571	3686
073183	4 96.0	3	1015	23	240	164	1473	110	1194	7	33	0	0	38	307	3993
080183	4 89.0	3	1018	18	258	108	1581	109	1303	7	40	0	0	38	245	4238

Appendix Table 2-D-9. Continued

Date	No. of Wheel	Hours	Chinook		Sockeye		Pink		Chum		Coho		Miscellaneous			Total Catch All Species	
			Daily	Cum.	Daily	Cum.	Daily	Cum.	Daily	Cum.	Daily	Cum.	Bering	Cisco	Other	Cum.	Daily
080283	4	96.0	1	1019	23	281	85	1666	57	1360	5	45	0	0	38	171	4409
080383	4	96.0	2	1021	41	322	177	1843	211	1571	22	67	0	0	38	453	4862
080483	4	96.0	3	1024	28	350	108	1951	170	1741	25	92	0	0	38	334	5196
080583	4	96.0	1	1025	22	372	64	2015	83	1824	19	111	0	0	38	189	5385
080683	4	95.5	1	1026	20	392	44	2059	67	1891	20	131	0	0	38	152	5537
080783	4	95.0	2	1028	24	416	18	2077	50	1941	13	144	0	0	38	107	5644
080883	4	95.0	0	1028	21	437	25	2102	31	1972	8	152	0	0	38	85	5729
080983	4	93.0	0	1028	6	443	3	2105	10	1982	5	157	0	1	39	25	5754
081083	4	95.0	1	1029	1	444	1	2106	4	1986	0	157	0	0	39	7	5761
081183	4	94.5	0	1029	2	446	4	2110	16	2002	7	164	0	1	40	30	5791
081283	4	96.0	0	1029	11	457	5	2115	39	2041	22	186	0	0	40	77	5868
081383	4	96.0	0	1029	3	460	9	2124	28	2069	14	200	0	0	40	54	5922
081483	4	96.0	0	1029	4	464	5	2130	16	2085	15	215	0	1	41	42	5964
081583	4	96.0	0	1029	8	472	9	2139	13	2098	15	230	0	1	42	46	6010
081683	4	94.0	0	1029	5	477	9	2148	14	2112	23	253	0	3	45	54	6064
081783	4	96.0	0	1029	9	486	10	2158	27	2139	17	270	0	1	46	64	6128
081883	4	96.0	1	1030	12	498	15	2173	38	2177	15	285	0	2	48	83	6211
081983	4	96.0	0	1030	7	505	10	2183	20	2197	13	298	0	0	48	50	6261
082083	4	94.0	0	1030	6	511	7	2190	11	2208	9	307	0	2	50	35	6296
082183	4	96.0	0	1030	1	512	16	2206	26	2234	17	324	0	1	51	61	6357
082283	4	96.0	0	1030	6	518	1	2207	4	2238	7	331	0	0	51	18	6375
082383	4	96.0	0	1030	4	522	2	2209	2	2240	4	335	0	0	51	12	6387
082483	4	96.0	0	1030	5	527	2	2211	9	2249	8	343	0	0	51	24	6411
082583	4	95.5	0	1030	0	527	0	2211	4	2253	0	343	0	1	52	5	6416
082683	4	96.0	0	1030	0	527	2	2213	1	2254	1	344	0	0	52	4	6420
082783	4	96.0	0	1030	0	527	0	2213	0	2254	4	348	0	1	53	5	6425
082883	4	93.0	0	1030	1	528	0	2213	53	2307	9	357	0	7	60	70	6495

Appendix Table 2-D-9. Continued

Date	No. of Wheel Wheels	Hours	Chinook		Sockeye		Pink		Chum		Coho		Miscellaneous			Total Catch All Species	
			Daily	Cum.	Daily	Cum.	Daily	Cum.	Daily	Cum.	Daily	Cum.	Bering Cisco	Other	Cum.	Daily	Cum.
082983	4	96.0	0	1030	1	529	0	2213	25	2332	8	365	0	4	64	38	6533
083083	4	96.0	0	1030	3	532	0	2213	23	2355	3	368	1	2	67	32	6565
083183	4	96.0	0	1030	0	532	0	2213	5	2360	0	368	0	4	71	9	6574
090183	4	96.0	0	1030	2	534	0	2213	5	2365	5	373	0	0	71	12	6586
090283	4	96.0	0	1030	0	534	0	2213	2	2367	7	380	0	1	72	10	6596
090383	4	96.0	0	1030	0	534	0	2213	21	2388	7	387	0	0	72	28	6624
090483	4	94.0	0	1030	0	534	0	2213	27	2415	9	396	0	4	76	40	6664
090583	4	96.0	0	1030	1	535	0	2213	6	2421	0	396	1	1	78	9	6673
090683	4	90.0	0	1030	1	536	0	2213	19	2440	7	403	0	0	78	27	6700
090783	4	92.0	0	1030	0	536	0	2213	11	2451	5	408	1	1	80	18	6718
090883	4	96.0	0	1030	0	536	0	2213	2	2453	5	413	1	1	82	9	6727
090983	4	96.0	0	1030	0	536	0	2213	1	2454	0	413	0	0	82	1	6728
091083	4	96.0	0	1030	0	536	0	2213	4	2458	2	415	1	0	83	7	6735
091183	4	96.0	0	1030	0	536	0	2213	6	2464	3	418	0	1	84	10	6745
091283	4	48.0	0	1030	0	536	0	2213	3	2467	4	422	0	2	86	9	6754

A 0 5

Appendix Table 2-D-10. Curry station east bank fishwheel daily and cumulative catch by species, Adult Anadromous Investigations, Su Hydro Studies, 1983.

Date	No. of Wheel	Wheels Hours	Chinook		Sockeye		Pink		Chum		Coho		Miscellaneous			Total Catch All Species	
			Daily	Cum.	Daily	Cum.	Daily	Cum.	Daily	Cum.	Daily	Cum.	Bering		Cum.	Daily	Cum.
													Cisco	Other			
061083	1	7.5	0	0	0	0	0	0	0	0	0	0	0	0	0	0	0
061183	1	24.0	1	1	0	0	0	0	0	0	0	0	0	0	0	1	1
061283	1	24.0	0	1	0	0	0	0	0	0	0	0	0	1	1	1	2
061383	1	24.0	1	2	0	0	0	0	0	0	0	0	0	0	1	1	3
061483	1	24.0	2	4	0	0	0	0	0	0	0	0	0	0	1	2	5
061583	1	24.0	1	5	0	0	0	0	0	0	0	0	0	0	1	1	6
061683	1	24.0	4	9	0	0	0	0	0	0	0	0	0	0	1	4	10
061783	1	21.0	7	16	0	0	0	0	0	0	0	0	0	1	2	8	18
061883	1	24.0	21	37	0	0	0	0	0	0	0	0	0	1	3	22	40
061983	1	24.0	39	76	0	0	0	0	0	0	0	0	0	1	4	40	80
062083	1	24.0	21	97	0	0	0	0	0	0	0	0	0	1	5	22	102
062183	1	24.0	55	152	0	0	0	0	0	0	0	0	0	2	7	57	159
062283	1	24.0	38	190	0	0	0	0	0	0	0	0	0	3	10	41	200
062383	1	24.0	59	249	0	0	0	0	0	0	0	0	0	0	10	59	259
062483	1	24.0	37	286	0	0	0	0	0	0	0	0	0	0	10	37	296
062583	1	24.0	53	339	0	0	0	0	0	0	0	0	0	0	10	53	349
062683	1	24.0	34	373	0	0	0	0	0	0	0	0	0	1	11	35	384
062783	1	24.0	18	391	0	0	0	0	0	0	0	0	0	0	11	18	402
062883	1	24.0	15	406	0	0	0	0	0	0	0	0	0	0	11	15	417
062983	1	24.0	9	415	0	0	0	0	0	0	0	0	0	0	11	9	426
063083	1	24.0	18	433	0	0	0	0	0	0	0	0	0	0	11	18	444
070183	1	24.0	23	456	0	0	0	0	0	0	0	0	0	0	11	23	467
070283	1	24.0	17	473	0	0	0	0	0	0	0	0	0	0	11	17	484
070383	1	14.0	6	479	0	0	0	0	0	0	0	0	0	1	12	7	491
070483	1	24.0	10	489	0	0	0	0	0	0	0	0	0	2	14	12	503
070583	1	24.0	26	515	0	0	0	0	0	0	0	0	0	0	14	26	529
070683	1	24.0	7	522	1	1	0	0	0	0	0	0	0	0	14	8	537
070783	1	24.0	4	526	1	2	0	0	0	0	0	0	0	0	14	5	542
070883	1	24.0	10	536	0	2	0	0	0	0	0	0	0	0	14	10	552

A B C

Appendix Table 2-D-10. Continued

Date	No. of Wheel	Hours	Chinook		Sockeye		Pink		Chum		Coho		Miscellaneous			Total Catch All Species	
			Daily	Cum.	Daily	Cum.	Daily	Cum.	Daily	Cum.	Daily	Cum.	Bering Cisco	Other	Cum.	Daily	Cum.
070983	1	20.0	4	540	0	2	0	0	0	0	0	0	0	0	14	4	556
071083	1	23.5	7	547	0	2	0	0	0	0	0	0	0	0	14	7	563
071183	1	24.0	4	551	0	2	0	0	0	0	0	0	0	0	14	4	567
071283	1	24.0	9	560	0	2	0	0	0	0	0	0	0	0	14	9	576
071383	1	24.0	3	563	0	2	0	0	0	0	0	0	0	1	15	4	580
071483	1	24.0	4	567	2	4	0	0	0	0	0	0	0	1	16	7	587
071583	1	24.0	6	573	0	4	0	0	0	0	0	0	0	1	17	7	594
071683	1	22.0	0	573	0	4	0	0	0	0	0	0	0	0	17	0	594
071783	1	24.0	1	574	2	6	0	0	1	1	0	0	0	1	18	5	599
071883	1	24.0	0	574	1	7	0	0	0	1	0	0	0	0	18	1	600
071983	1	24.0	2	576	1	8	0	0	0	1	0	0	0	0	18	3	603
072083	1	24.0	2	578	1	9	1	1	0	1	0	0	0	1	19	5	608
072183	1	24.0	0	578	3	12	1	2	0	1	0	0	0	0	19	4	612
072283	1	24.0	0	578	3	15	0	2	1	2	1	1	0	0	19	5	617
072383	1	24.0	3	581	4	19	6	8	3	5	0	1	0	1	20	17	634
072483	1	24.0	4	585	7	26	11	19	10	15	0	1	0	0	20	32	666
072583	1	24.0	0	585	5	31	10	29	3	18	1	2	0	1	21	20	686
072683	1	24.0	0	585	3	34	8	37	16	34	0	2	0	0	21	27	713
072783	1	24.0	0	585	7	41	17	54	16	50	0	2	0	1	22	41	754
072883	1	24.0	0	585	5	46	6	60	20	70	1	3	0	0	22	32	786
072983	1	24.0	1	586	1	47	6	66	42	112	1	4	0	1	23	52	838
073083	1	24.0	0	586	3	50	21	87	44	156	1	5	0	0	23	69	907
073183	1	24.0	1	587	3	53	43	130	18	174	2	7	0	0	23	67	974
080183	1	24.0	0	587	4	57	50	180	31	205	0	7	0	0	23	85	1059
080283	1	24.0	0	587	9	66	40	220	54	259	1	8	0	0	23	104	1163
080383	1	24.0	0	587	1	67	36	256	53	312	1	9	0	0	23	91	1254
080483	1	24.0	0	587	7	74	38	294	40	352	0	9	0	0	23	85	1339
080583	1	24.0	0	587	5	79	18	312	19	371	3	12	0	0	23	45	1384
080683	1	24.0	0	587	4	83	18	330	14	385	4	16	0	0	23	40	1424

Appendix Table 2-D-10. Continued

Date	No. of Wheel Wheels	Hours	Chinook		Sockeye		Pink		Chum		Coho		Miscellaneous			Total Catch All Species	
			Daily	Cum.	Daily	Cum.	Daily	Cum.	Daily	Cum.	Daily	Cum.	Bering		Cum.	Daily	Cum.
													Cisco	Other			
080783	1	24.0	0	587	5	88	9	339	28	413	4	20	0	0	23	46	1470
080883		24.0	0	587	4	92	10	349	30	443	3	23	0	0	23	47	1517
080983		24.0	0	587	6	98	3	352	4	447	0	23	0	0	23	13	1530
081083	1	24.0	0	587	3	101	2	354	4	451	2	25	0	0	23	11	1541
081183	1	24.0	0	587	3	104	4	358	17	468	3	28	0	0	23	27	1568
081283	1	24.0	0	587	6	110	5	363	22	490	5	33	0	0	23	38	1606
081383	1	24.0	0	587	10	120	2	365	5	495	0	33	0	0	23	17	1623
081483	1	24.0	0	587	5	125	5	370	5	500	4	37	0	0	23	19	1642
081583	1	24.0	0	587	4	129	4	374	3	503	7	44	0	0	23	18	1660
081683	1	24.0	0	587	2	131	1	375	1	504	1	45	0	1	24	6	1666
081783	1	24.0	0	587	3	134	2	377	2	506	0	45	0	0	24	7	1673
081883	1	24.0	0	587	4	138	1	378	4	510	1	46	0	1	25	11	1684
081983	1	24.0	0	587	1	139	0	378	1	511	0	46	0	1	26	3	1687
082083	1	24.0	0	587	4	143	0	378	0	511	2	48	0	1	27	7	1694
082183	1	24.0	0	587	1	144	0	378	3	514	0	48	0	1	28	5	1699
082283	1	24.0	0	587	4	148	0	378	8	522	2	50	0	1	29	15	1714
082383	1	24.0	0	587	2	150	0	378	6	528	1	51	0	0	29	9	1723
082483	1	24.0	0	587	3	153	0	378	4	532	1	52	0	0	29	8	1731
082583	1	24.0	0	587	1	154	0	378	4	536	0	52	0	0	29	5	1736
082683	1	24.0	0	587	1	155	0	378	2	538	1	53	0	0	29	4	1740
082783	1	24.0	0	587	2	157	0	378	7	545	0	53	0	0	29	9	1749
082883	1	24.0	0	587	0	157	0	378	11	556	1	54	0	3	32	15	1764
082983	1	24.0	0	587	2	159	0	378	3	559	0	54	0	1	33	6	1770
083083	1	24.0	0	587	1	160	0	378	7	566	0	54	0	0	33	8	1778
083183	1	24.0	0	587	0	160	0	378	0	566	0	54	0	0	33	0	1778
090183	1	24.0	0	587	0	160	0	378	5	571	0	54	0	2	35	7	1785
090283	1	24.0	0	587	0	160	0	378	3	574	3	57	0	3	38	9	1794
090383	1	24.0	0	587	1	161	0	378	0	574	1	58	0	1	39	3	1797
090483	1	21.0	0	587	2	163	0	378	0	578	0	58	0	0	39	8	1805

A 83

Appendix Table 2-D-10. Continued

Date	No. of Wheel Wheels	Hours	Chinook		Sockeye		Pink		Chum		Coho		Miscellaneous			Total Catch All Species	
			Daily	Cum.	Daily	Cum.	Daily	Cum.	Daily	Cum.	Daily	Cum.	Bering		Cum.	Daily	Cum.
													Cisco	Other			
090583	1	24.0	0	587	0	163	0	378	3	583	0	58	0	1	40	4	1879
090683	1	24.0	0	587	0	163	0	378	1	584	1	59	0	0	40	2	1811
090783	1	24.0	0	587	0	163	0	378	4	588	0	59	0	0	40	4	1813
090883	1	24.0	0	587	0	163	0	378	0	588	0	59	0	0	40	0	1815
090983	1	24.0	0	587	0	163	0	378	1	589	0	59	0	0	40	1	1816
091083	1	24.0	0	587	0	163	0	378	0	589	0	59	0	0	40	0	1816
091183	1	24.0	0	587	0	163	0	378	0	589	0	59	0	0	40	0	1816
091283	1	24.0	0	587	0	163	0	378	0	589	0	59	0	0	40	0	1816
091383	1	24.0	0	587	0	163	0	378	0	589	0	59	0	0	40	0	1816
091483	1	12.0	0	587	0	163	0	378	0	589	0	59	0	0	40	0	1816

Appendix Table 2-D-11. Curry station west bank fishwheel daily and cumulative catch by species, Adult Anadromous Investigations, Su Hydro Studies, 1983.

Date	No. of Wheel	Hours	Chinook		Sockeye		Pink		Chum		Coho		Miscellaneous			Total Catch All Species	
			Daily	Cum.	Daily	Cum.	Daily	Cum.	Daily	Cum.	Daily	Cum.	Bering			Daily	Cum.
													Cisco	Other	Cum.		
060983	1	11.5	0	0	0	0	0	0	0	0	0	0	0	0	0	0	0
061083	1	24.0	1	1	0	0	0	0	0	0	0	0	0	0	0	1	1
061183	1	24.0	0	1	0	0	0	0	0	0	0	0	0	0	0	0	1
061283	1	24.0	0	1	0	0	0	0	0	0	0	0	0	0	0	0	1
061383	1	24.0	3	4	0	0	0	0	0	0	0	0	0	0	0	3	4
061483	1	24.0	1	5	0	0	0	0	0	0	0	0	0	0	0	1	5
061583	1	24.0	0	5	0	0	0	0	0	0	0	0	0	1	1	1	6
061683	1	24.0	4	9	0	0	0	0	0	0	0	0	0	0	1	4	10
061783	1	24.0	2	11	0	0	0	0	0	0	0	0	0	0	1	2	12
061883	1	24.0	17	28	0	0	0	0	0	0	0	0	0	0	1	17	29
061983	1	24.0	19	47	0	0	0	0	0	0	0	0	0	0	1	19	48
062083	1	24.0	21	68	0	0	0	0	0	0	0	0	0	1	2	22	70
062183	1	24.0	23	91	0	0	0	0	0	0	0	0	0	0	2	23	93
062283	1	24.0	23	114	0	0	0	0	0	0	0	0	0	0	2	23	116
062383	1	24.0	30	144	0	0	0	0	0	0	0	0	0	0	2	30	146
062483	1	24.0	26	170	0	0	0	0	0	0	0	0	0	1	3	27	173
062583	1	24.0	33	203	0	0	0	0	0	0	0	0	0	0	3	33	206
062683	1	24.0	36	239	0	0	0	0	0	0	0	0	0	0	3	36	242
062783	1	24.0	26	265	0	0	0	0	0	0	0	0	0	0	3	26	268
062883	1	24.0	13	278	0	0	0	0	0	0	0	0	0	0	3	13	281
062983	1	24.0	21	299	0	0	0	0	0	0	0	0	0	0	3	21	302
063083	1	24.0	19	318	0	0	0	0	0	0	0	0	0	0	3	19	321
070183	1	24.0	11	329	0	0	0	0	0	0	0	0	0	0	3	11	332
070283	1	24.0	26	355	0	0	0	0	0	0	0	0	0	0	3	26	358
070383	1	24.0	19	374	0	0	0	0	0	0	0	0	0	0	3	19	377
070483	1	24.0	9	383	0	0	0	0	0	0	0	0	0	0	3	9	386
070583	1	24.0	12	395	0	0	0	0	0	0	0	0	0	0	3	12	398
070683	1	24.0	6	401	1	1	0	0	0	0	0	0	0	1	4	8	406
070783	1	24.0	5	406	0	1	0	0	0	0	0	0	0	0	4	5	411

A 70

Appendix Table 2-D-11. Continued

Date	No. of Wheel Wheels	Wheel Hours	Chinook		Sockeye		Pink		Chum		Coho		Miscellaneous			Total Catch All Species	
			Daily	Cum.	Daily	Cum.	Daily	Cum.	Daily	Cum.	Daily	Cum.	Bering Cisco	Other	Cum.	Daily	Cum.
070883	1	24.0	7	413	0	1	0	0	0	0	0	0	0	0	4	7	418
070983	1	24.0	12	425	0	1	0	0	0	0	0	0	0	0	4	12	430
071083	1	24.0	2	427	0	1	0	0	1	1	0	0	0	1	5	4	434
071183	1	24.0	13	440	0	1	0	0	0	1	0	0	0	0	5	13	447
071283	1	24.0	7	447	1	2	0	0	1	2	0	0	0	0	5	9	456
071383	1	24.0	10	457	0	2	0	0	0	2	0	0	0	0	5	10	466
071483	1	24.0	3	460	0	2	0	0	0	2	0	0	0	0	5	3	469
071583	1	24.0	4	464	0	2	0	0	0	2	0	0	0	0	5	4	473
071683	1	24.0	2	466	1	3	0	0	0	2	0	0	0	1	6	4	477
071783	1	24.0	0	466	1	4	0	0	0	2	0	0	0	0	6	1	478
071883	1	24.0	0	466	0	4	0	0	0	2	0	0	0	0	6	0	478
071983	1	24.0	2	468	0	4	0	0	0	2	0	0	0	0	6	2	480
072083	1	24.0	1	469	0	4	0	0	0	2	0	0	0	0	6	1	481
072183	1	24.0	2	471	0	4	0	0	0	2	0	0	0	0	6	2	483
072283	1	24.0	1	472	0	4	1	1	1	3	0	0	0	0	6	3	486
072383	1	24.0	2	474	0	4	5	6	1	4	1	1	0	0	6	9	495
072483	1	24.0	0	474	0	4	10	16	0	4	0	1	0	0	6	10	505
072583	1	24.0	1	475	2	6	2	18	4	8	0	1	0	0	6	9	514
072683	1	24.0	0	475	2	8	18	36	5	13	1	2	0	0	6	26	540
072783	1	24.0	0	475	1	9	16	52	12	25	0	2	0	0	6	29	569
072883	1	24.0	0	475	4	13	17	69	8	33	0	2	0	0	6	29	598
072983	1	24.0	0	475	1	14	9	78	14	47	0	2	0	0	6	24	622
073083	1	24.0	1	476	3	17	12	90	12	59	1	3	0	1	7	30	652
073183	1	24.0	1	477	1	18	15	105	11	70	1	4	0	0	7	29	681
080183	1	24.0	0	477	0	18	17	122	12	82	1	5	0	0	7	30	711
080283	1	24.0	0	477	1	19	17	139	24	106	0	5	0	0	7	42	753
080383	1	24.0	0	477	0	19	11	150	14	120	0	5	0	0	7	25	778
080483	1	24.0	0	477	2	21	14	164	23	143	1	6	0	0	7	40	818
080583	1	24.0	0	477	2	23	15	179	13	156	1	7	0	0	7	31	849

A 7 1

Appendix Table 2-D-11. Continued

Date	No. of Wheel	Wheels Hours	Chinook		Sockeye		Pink		Chum		Coho		Miscellaneous			Total Catch All Species	
			Daily	Cum.	Daily	Cum.	Daily	Cum.	Daily	Cum.	Daily	Cum.	Bering	Cisco	Other	Cum.	Daily
080683	1	24.0	0	477	1	24	12	191	8	164	3	10	0	0	7	24	873
080783	1	24.0	0	477	0	24	2	193	5	169	4	14	0	0	7	11	884
080883	1	24.0	0	477	0	24	2	195	11	180	1	15	0	0	7	14	898
080983	1	24.0	0	477	0	24	0	195	4	184	0	15	0	0	7	4	902
081083	1	24.0	0	477	1	25	0	195	1	185	0	15	0	0	7	2	904
081183	1	24.0	0	477	0	25	1	196	6	191	0	15	0	0	7	7	911
081283	1	24.0	0	477	4	29	2	198	19	210	3	18	0	0	7	28	939
081383	1	24.0	0	477	0	29	6	204	4	214	1	19	0	0	7	11	950
081483	1	24.0	0	477	1	30	1	205	6	220	3	22	0	0	7	11	961
081583	1	24.0	0	477	0	30	0	205	4	224	3	25	0	0	7	7	968
081683	1	24.0	0	477	4	34	1	206	4	228	1	26	0	0	7	10	978
081783	1	24.0	0	477	1	35	1	207	10	238	2	28	0	0	7	14	992
081883	1	24.0	0	477	0	35	2	209	8	246	0	28	0	0	7	10	1002
081983	1	24.0	0	477	0	35	1	210	4	250	0	28	0	1	8	6	1008
082083	1	24.0	0	477	2	37	0	210	2	252	1	29	0	0	8	5	1013
082183	1	24.0	0	477	0	37	0	210	0	252	0	29	0	0	8	0	1013
082283	1	24.0	0	477	0	37	0	210	3	255	0	29	0	1	9	4	1017
082383	1	24.0	0	477	0	37	1	211	1	256	0	29	0	0	9	2	1019
082483	1	24.0	0	477	0	37	0	211	0	256	1	30	0	0	9	1	1020
082583	1	24.0	0	477	0	37	0	211	0	256	0	30	0	0	9	0	1020
082683	1	24.0	0	477	0	37	0	211	0	256	0	30	0	0	9	0	1020
082783	1	24.0	0	477	0	37	0	211	2	258	2	32	0	0	9	4	1024
082883	1	24.0	0	477	0	37	0	211	2	260	1	33	0	0	9	3	1027
082983	1	24.0	0	477	1	38	0	211	8	268	0	33	0	0	9	9	1036
083083	1	24.0	0	477	0	38	0	211	1	269	0	33	0	0	9	1	1037
083183	1	24.0	0	477	0	38	0	211	0	269	0	33	0	0	9	0	1037
090183	1	24.0	0	477	0	38	0	211	0	269	0	33	0	0	9	0	1037
090283	1	24.0	0	477	0	38	0	211	1	270	1	34	0	0	9	2	1039
090383	1	24.0	0	477	0	38	0	211	0	270	0	34	0	0	9	0	1039

A 72

Appendix Table 2-D-12. Curry station fishwheels daily and cumulative catch by species, Adult Anadromous Investigations, Su Hydro Studies, 1983.

Date	No. of Wheel Wheels	Hours	Chinook		Sockeye		Pink		Chum		Coho		Miscellaneous			Total Catch All Species	
			Daily	Cum.	Daily	Cum.	Daily	Cum.	Daily	Cum.	Daily	Cum.	Bering Cisco	Other	CUM.	Daily	Cum.
060983	1	11.5	0	0	0	0	0	0	0	0	0	0	0	0	0	0	0
061083	2	31.5	1	1	0	0	0	0	0	0	0	0	0	0	0	1	1
061183	2	48.0	1	2	0	0	0	0	0	0	0	0	0	0	0	1	2
061283	2	48.0	0	2	0	0	0	0	0	0	0	0	0	1	1	1	3
061383	2	48.0	4	6	0	0	0	0	0	0	0	0	0	0	1	4	7
061483	2	48.0	3	9	0	0	0	0	0	0	0	0	0	0	1	3	10
061583	2	48.0	1	10	0	0	0	0	0	0	0	0	0	1	2	2	12
061683	2	48.0	8	18	0	0	0	0	0	0	0	0	0	0	2	8	20
061783	2	45.0	9	27	0	0	0	0	0	0	0	0	0	1	3	10	30
061883	2	48.0	38	65	0	0	0	0	0	0	0	0	0	1	4	39	69
061983	2	48.0	58	123	0	0	0	0	0	0	0	0	0	1	5	59	128
062083	2	48.0	42	165	0	0	0	0	0	0	0	0	0	2	7	44	172
062183	2	48.0	78	243	0	0	0	0	0	0	0	0	0	2	9	80	252
062283	2	48.0	61	304	0	0	0	0	0	0	0	0	0	3	12	64	316
062383	2	48.0	89	393	0	0	0	0	0	0	0	0	0	0	12	89	405
062483	2	48.0	63	456	0	0	0	0	0	0	0	0	0	1	13	64	469
062583	2	48.0	86	542	0	0	0	0	0	0	0	0	0	0	13	86	555
062683	2	48.0	70	612	0	0	0	0	0	0	0	0	0	1	14	71	626
062783	2	48.0	44	656	0	0	0	0	0	0	0	0	0	0	14	44	670
062883	2	48.0	28	684	0	0	0	0	0	0	0	0	0	0	14	28	698
062983	2	48.0	30	714	0	0	0	0	0	0	0	0	0	0	14	30	728
063083	2	48.0	37	751	0	0	0	0	0	0	0	0	0	0	14	37	765
070183	2	48.0	34	785	0	0	0	0	0	0	0	0	0	0	14	34	799
070283	2	48.0	43	828	0	0	0	0	0	0	0	0	0	0	14	43	842
070383	2	38.0	25	853	0	0	0	0	0	0	0	0	0	1	15	26	858
070483	2	48.0	19	872	0	0	0	0	0	0	0	0	0	2	17	21	889
070583	2	48.0	38	910	0	0	0	0	0	0	0	0	0	0	17	38	927
070683	2	48.0	13	923	2	2	0	0	0	0	0	0	0	1	18	16	943
070783	2	48.0	9	932	1	3	0	0	0	0	0	0	0	0	18	10	953

A 7 4

Appendix Table 2-D-12. Continued

Date	No. of Wheel Wheels	Hours	Chinook		Sockeye		Pink		Chum		Coho		Miscellaneous			Total Catch All Species	
			Daily	Cum.	Daily	Cum.	Daily	Cum.	Daily	Cum.	Daily	Cum.	Bering Cisco	Other	CUM.	Daily	Cum.
070883	2	48.0	17	949	0	3	0	0	0	0	0	0	0	0	18	17	970
070983	2	44.0	16	965	0	3	0	0	0	0	0	0	0	0	18	16	986
071083	2	47.5	9	974	0	3	0	0	1	1	0	0	0	1	19	11	997
071183	2	48.0	17	991	0	3	0	0	0	1	0	0	0	0	19	17	1014
071283	2	48.0	16	1007	1	4	0	0	1	2	0	0	0	0	19	18	1032
071383	2	48.0	13	1020	0	4	0	0	0	2	0	0	0	1	20	14	1046
071483	2	48.0	7	1027	2	6	0	0	0	2	0	0	0	1	21	10	1056
071583	2	48.0	10	1037	0	6	0	0	0	2	0	0	0	1	22	11	1067
071683	2	46.0	2	1039	1	7	0	0	0	2	0	0	0	1	23	4	1071
071783	2	48.0	1	1040	3	10	0	0	1	3	0	0	0	1	24	6	1077
071883	2	48.0	0	1040	1	11	0	0	0	3	0	0	0	0	24	1	1078
071983	2	48.0	4	1044	1	12	0	0	0	3	0	0	0	0	24	5	1083
072083	2	48.0	3	1047	1	13	1	1	0	3	0	0	0	1	25	6	1089
072183	2	48.0	2	1049	3	16	1	2	0	3	0	0	0	0	25	6	1095
072283	2	48.0	1	1050	3	19	1	3	2	5	1	1	0	0	25	8	1103
072383	2	48.0	5	1055	4	23	11	14	4	9	1	2	0	1	26	26	1129
072483	2	48.0	4	1059	7	30	21	35	10	19	0	2	0	0	26	42	1171
072583	2	48.0	1	1060	7	37	12	47	7	26	1	3	0	1	27	29	1200
072683	2	48.0	0	1060	5	42	26	73	21	47	1	4	0	0	27	53	1253
072783	2	48.0	0	1060	8	50	33	106	28	75	0	4	0	1	28	70	1323
072883	2	48.0	0	1060	9	59	23	129	28	103	1	5	0	0	28	61	1384
072983	2	48.0	1	1061	2	61	15	144	56	159	1	6	0	1	29	76	1460
073083	2	48.0	1	1062	6	67	33	177	56	215	2	8	0	1	30	99	1559
073183	2	48.0	2	1064	4	71	58	235	79	244	3	11	0	0	30	96	1655
080183	2	48.0	0	1064	4	75	67	302	43	287	1	12	0	0	30	115	1770
080283	2	48.0	0	1064	10	85	57	359	78	365	1	13	0	0	30	146	1916
080383	2	48.0	0	1064	1	86	47	406	67	432	1	14	0	0	30	116	2032
080483	2	48.0	0	1064	9	95	52	458	63	495	1	15	0	0	30	125	2157
080583	2	48.0	0	1064	7	102	33	491	32	527	4	19	0	0	30	76	2233

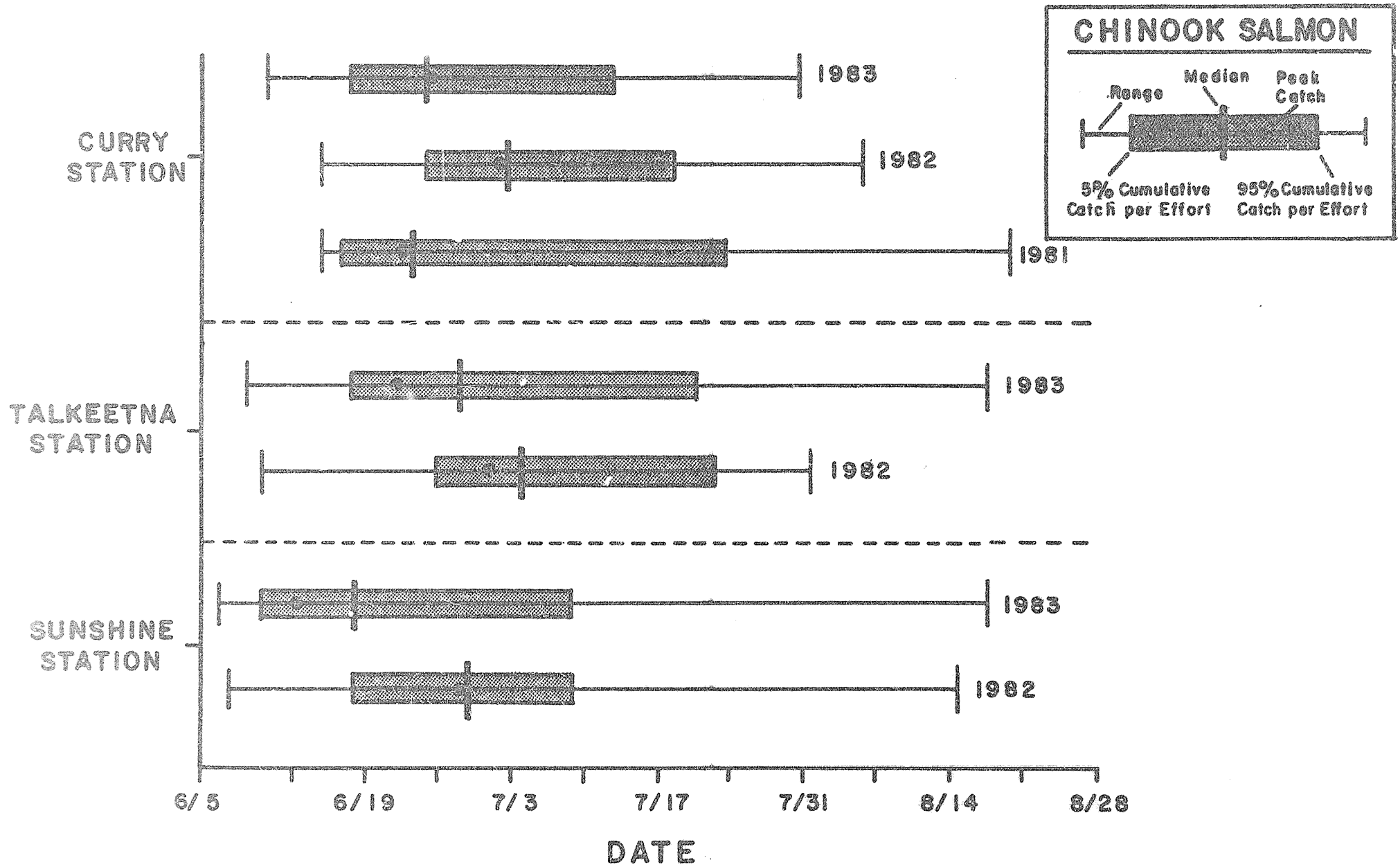
A 7 5

Appendix Table 2-D-12. Continued

Date	No. of Wheel Wheels	Hours	Chinook		Sockeye		Pink		Chum		Coho		Miscellaneous			Total Catch All Species	
			Daily	Cum.	Daily	Cum.	Daily	Cum.	Daily	Cum.	Daily	Cum.	Bering Cisco	Other	CUM.	Daily	Cum.
080683	2	48.0	0	1064	5	107	30	521	22	549	7	26	0	0	30	64	2297
080783	2	48.0	0	1064	5	112	11	532	33	582	8	34	0	0	30	57	2354
080883	2	48.0	0	1064	4	116	12	544	41	623	4	38	0	0	30	61	2415
080983	2	48.0	0	1064	6	122	5	547	8	631	0	38	0	0	30	17	2432
081083	2	48.0	0	1064	4	126	2	549	5	636	2	40	0	0	30	13	2445
081183	2	48.0	0	1064	3	129	5	554	23	659	3	43	0	0	30	34	2479
081283	2	48.0	0	1064	10	139	7	561	41	700	8	51	0	0	30	66	2545
081383	2	48.0	0	1064	10	149	8	569	9	709	1	52	0	0	30	28	2573
081483	2	48.0	0	1064	6	155	6	575	11	720	7	59	0	0	30	30	2603
081583	2	48.0	0	1064	4	159	4	579	7	727	10	69	0	0	30	25	2628
081683	2	48.0	0	1064	6	165	2	581	5	732	2	71	0	1	31	16	2644
081783	2	48.0	0	1064	4	169	3	584	12	744	2	73	0	0	31	21	2665
081883	2	48.0	0	1064	4	173	3	587	12	756	1	74	0	1	32	21	2686
081983	2	48.0	0	1064	1	174	1	588	5	761	0	74	0	2	34	9	2695
082083	2	48.0	0	1064	6	180	0	588	2	763	3	77	0	1	35	12	2707
082183	2	48.0	0	1064	1	181	0	588	3	766	0	77	0	1	36	5	2712
082283	2	48.0	0	1064	4	185	0	588	11	777	2	79	0	2	38	19	2731
082383	2	48.0	0	1064	2	187	1	589	7	784	1	80	0	0	38	11	2742
082483	2	48.0	0	1064	3	190	0	589	4	788	2	82	0	0	38	9	2751
082583	2	48.0	0	1064	1	191	0	589	4	792	0	82	0	0	38	5	2756
082683	2	48.0	0	1064	1	192	0	589	2	794	1	83	0	0	38	4	2760
082783	2	48.0	0	1064	2	194	0	589	9	803	2	85	0	0	38	13	2773
082883	2	48.0	0	1064	0	194	0	589	13	816	2	87	0	3	41	18	2791
082983	2	48.0	0	1064	3	197	0	589	11	827	0	87	0	1	42	15	2806
083083	2	48.0	0	1064	1	198	0	589	8	835	0	87	0	0	42	9	2815
083183	2	48.0	0	1064	0	198	0	589	0	835	0	87	0	0	42	0	2815
090183	2	48.0	0	1064	0	198	0	589	5	840	0	87	0	2	44	7	2822
090283	2	48.0	0	1064	0	198	0	589	4	844	4	91	0	3	47	11	2833
090383	2	48.0	0	1064	1	199	0	589	0	844	1	92	0	1	48	3	2836

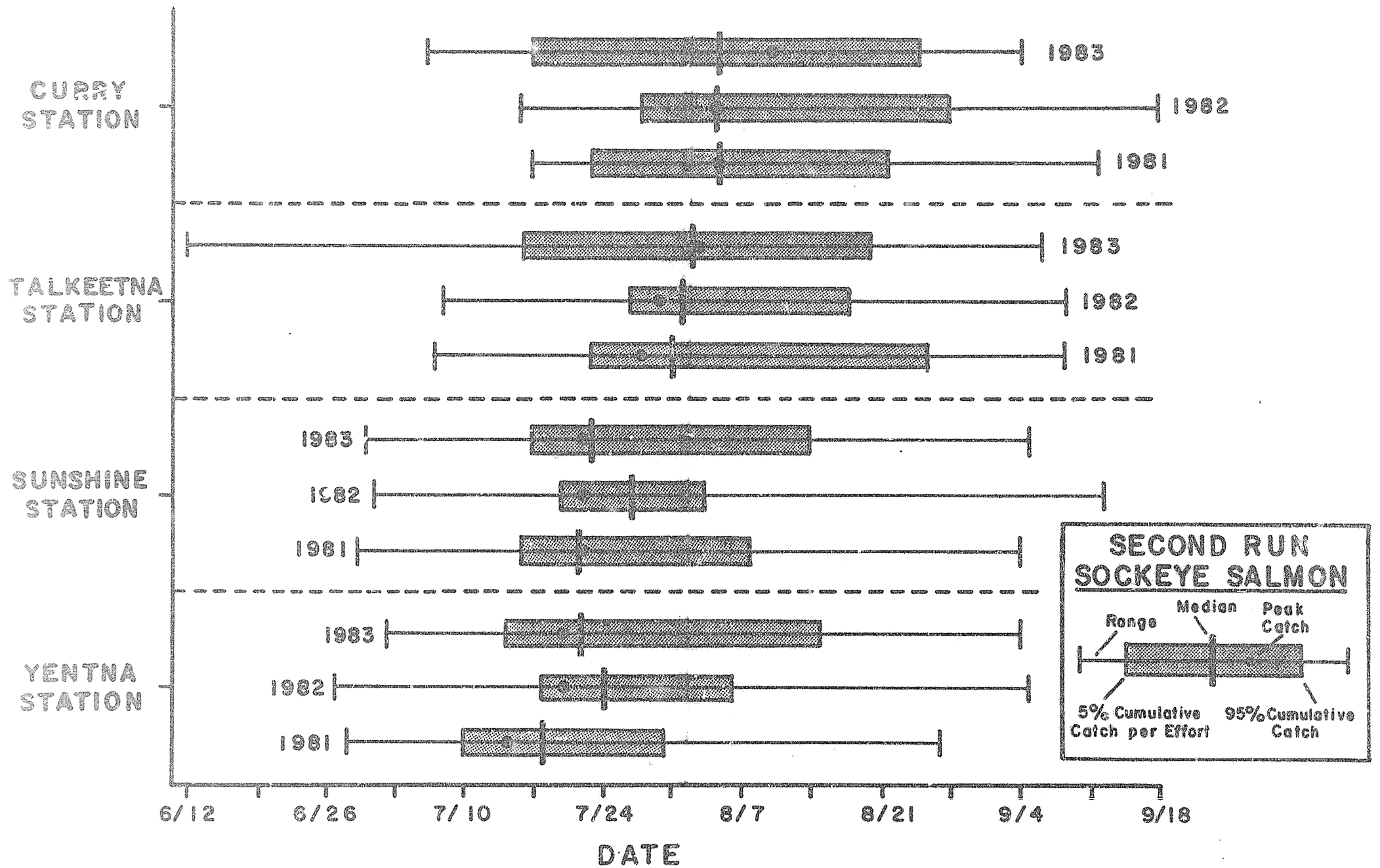
A 7 6

A 7 7

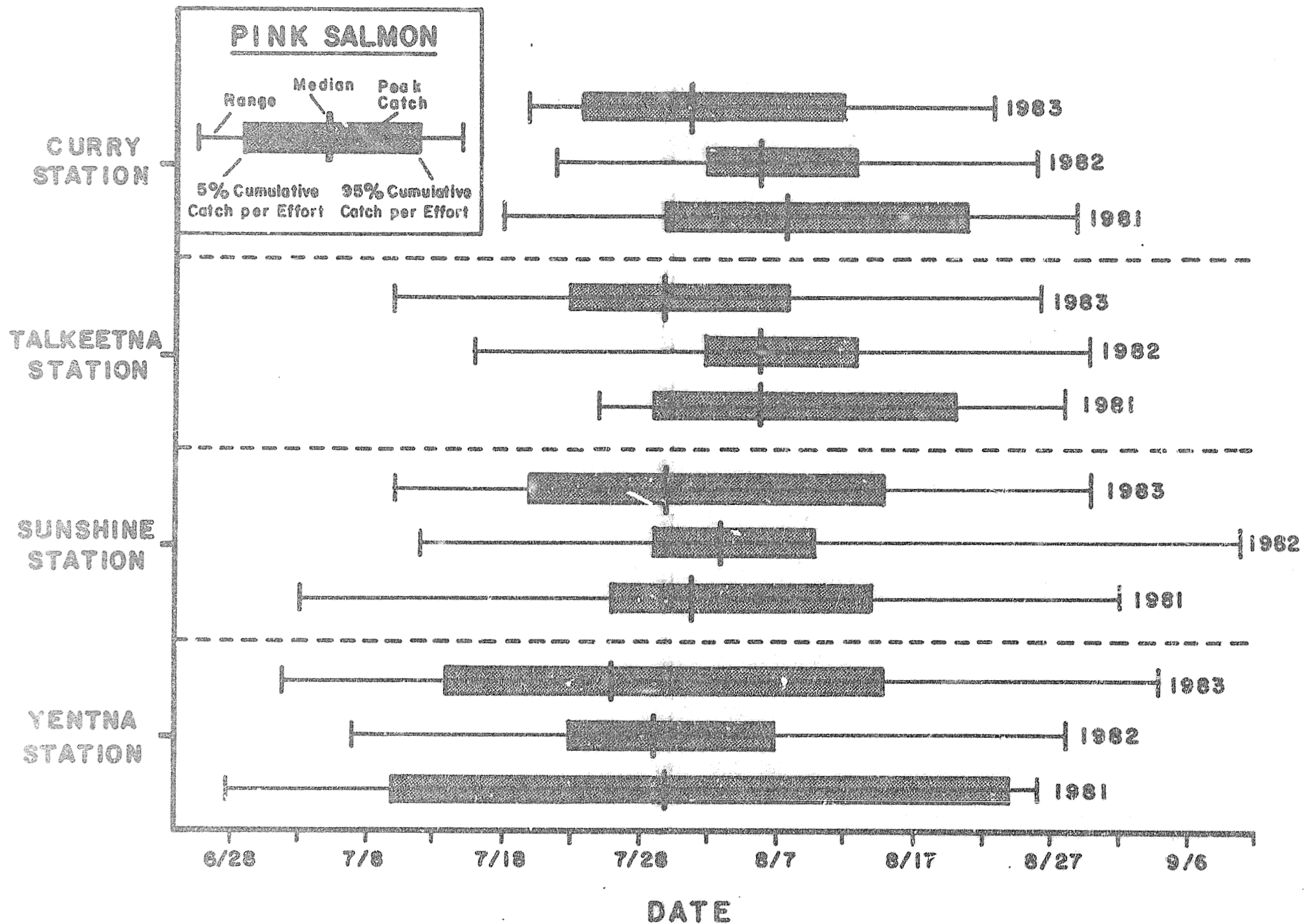


Appendix Figure 2-D-1. Migrational timing of chinook salmon, based on cumulative fishwheel catch per hour at selected sampling locations in the Susitna River basin in 1981, 1982 and 1983, Adult Anadromous Investigations, Su Hydro Studies, 1983.

A 7 8

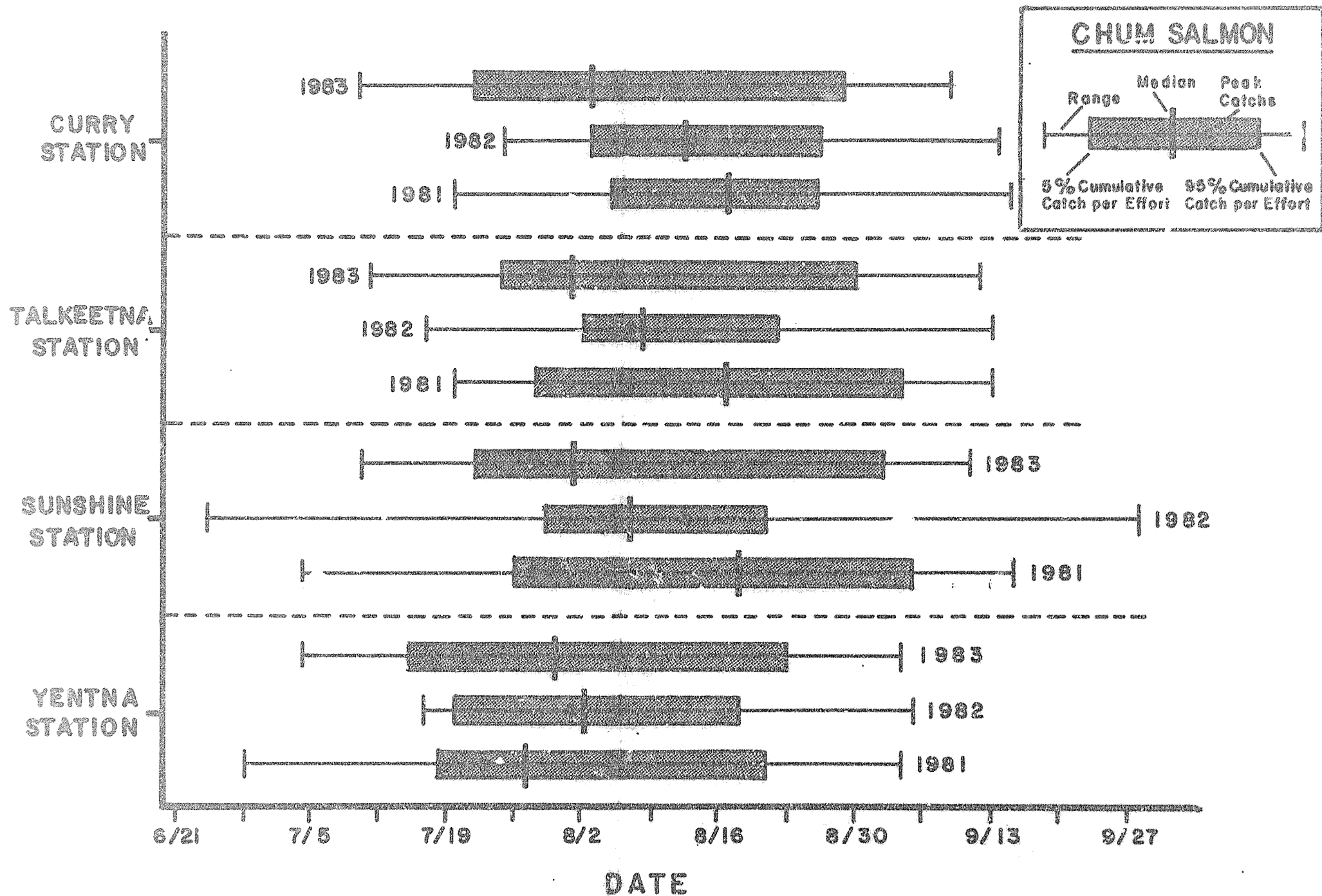


Appendix Figure 2-D-2. Migrational timing of second run sockeye salmon, based on cumulative fishwheel catch per hour at selected sampling locations in the Susitna River basin in 1981, 1982 and 1983, Adult Anadromous Investigations, Su Hydro Studies, 1983.

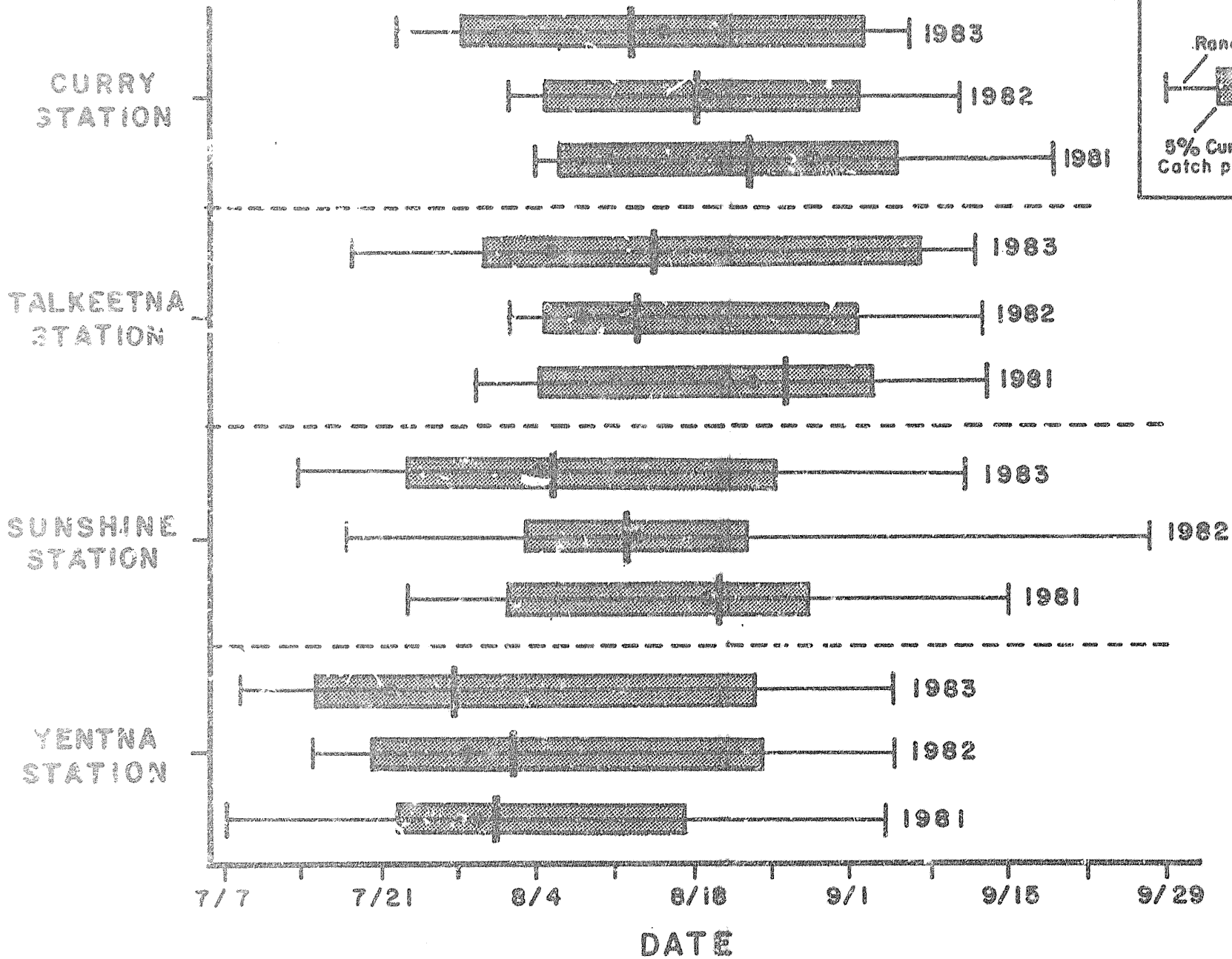
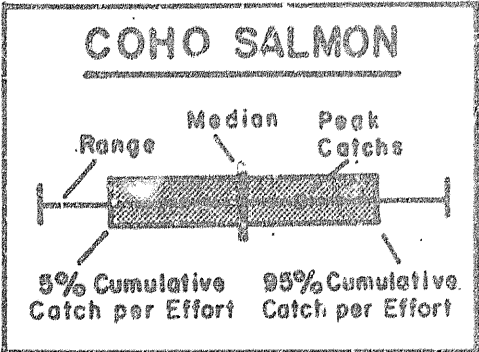


Appendix Figure 2-D-3. Migrational timing of pink salmon, based on cumulative fishwheel catch per hour at selected sampling locations in the Susitna River basin in 1981, 1982 and 1983, Adult Anadromous Investigations, Su Hydro Studies, 1983.

A 80



Appendix Figure 2-D-4. Migrational timing of chum salmon, based on cumulative fishwheel catch per hour at selected sampling locations in the Susitna River basin in 1981, 1982 and 1983, Adult Anadromous Investigations, Columbia River Studies, 1983.



Appendix Figure 2-D-5. Migrational timing of coho salmon, based on cumulative fishwheel catch per hour at selected sampling locations in the Susitna River basin in 1981, 1982 and 1983, Adult Anadromous Investigations, Su Hydro Studies, 1983.

Appendix Table 2-D-13 . Migrational timing by species at main channel sampling locations on the Yentna and Susitna rivers based on cumulative percent of fishwheel catch per unit of effort, Adult Anadromous Investigations, Su Hydro Studies, 1983.

Station	Species	Year	Cumulative Percent of Fishwheel Catch Per Unit Effort ^{1/}				
			0%	5%	50%	95%	100%
Sunshine	Chinook	1981	---	---	---	---	---
		1982	6/6	6/18	6/30	7/9	8/15
		1983	6/5	6/9	6/18	7/9	8/18
Talkeetna		1981	---	---	---	---	---
		1982	6/9	6/26	7/4	7/23	8/1
		1983	6/7	6/18	6/28	7/21	8/18
Curry		1981	6/15	6/17	6/24	7/24	8/20
		1982	6/15	6/25	7/3	7/19	8/6
		1983	6/10	6/18	6/25	7/13	7/31
Yentna	Sockeye 2nd run	1981	6/28	7/10	7/18	7/30	8/27
		1982	6/27	7/18	7/24	8/6	9/5
		1983	7/2	7/14	7/22	8/15	9/4
Sunshine	1st run	1981	---	---	---	---	---
		1982	6/4	6/9	6/13	6/21	6/28
		1983	6/5	6/6	6/10	6/19	6/28
Sunshine	2nd run	1981	6/29	7/16	7/22	8/8	9/4
		1982	7/1	7/20	7/27	8/3	9/13
		1983	6/30	7/17	7/23	8/14	9/5
Talkeetna	2nd run	1981	7/7	7/23	7/31	8/26	9/9
		1982	7/8	7/27	8/1	8/18	9/9
		1983	7/1	7/15	8/1	8/18	9/6
Curry	2nd run	1981	7/17	7/23	8/5	8/22	9/12
		1982	7/16	7/27	8/5	8/28	9/18
		1983	7/6	7/17	8/5	8/25	9/4

Appendix Table 2-D-13. Continued.

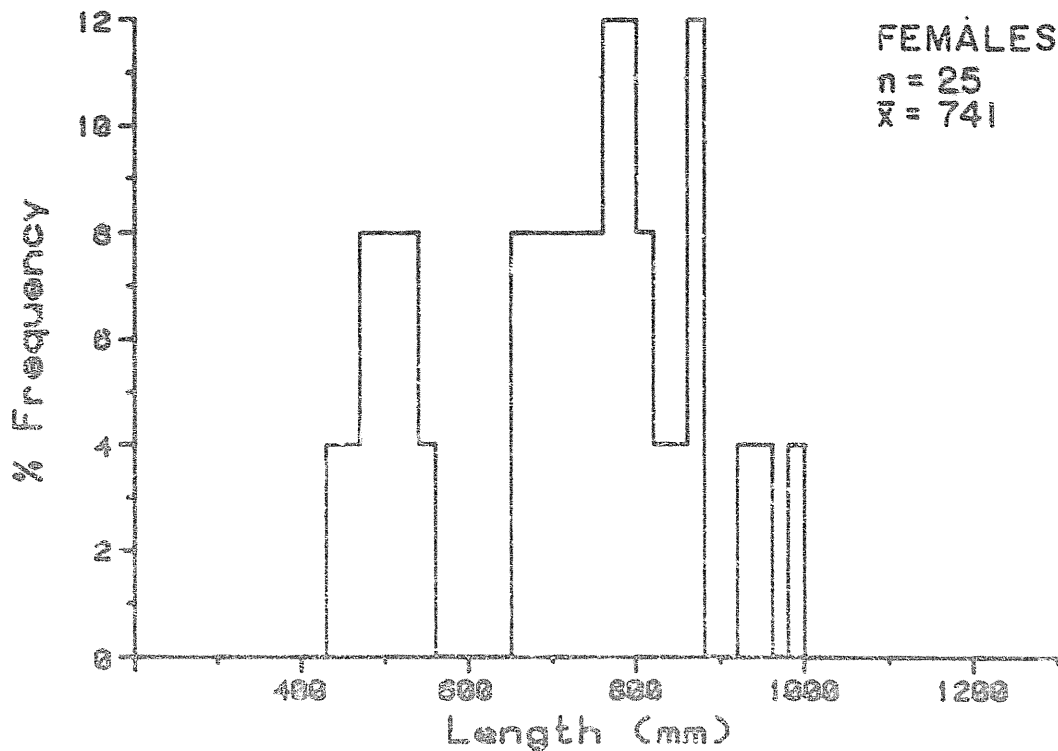
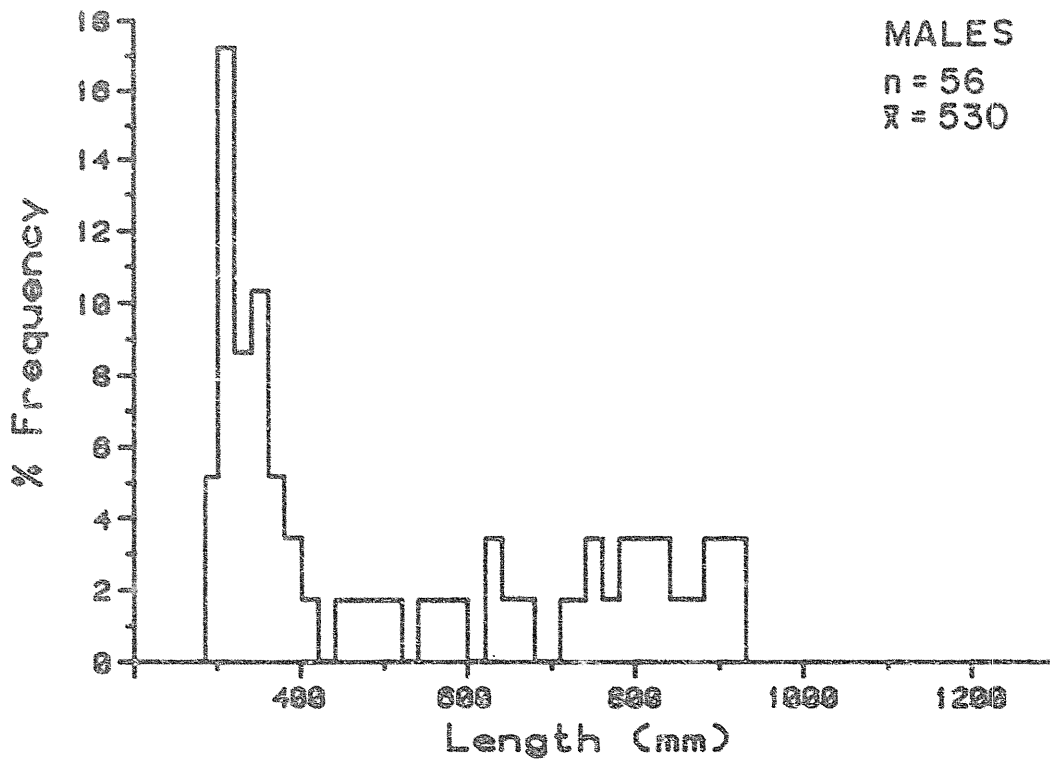
Station	Species	Year	Cumulative Percent of Fishwheel Catch Per Unit Effort $\frac{1}{2}$				
			0%	5%	50%	95%	100%
Yentna	Pink	1981	6/28	7/10	7/30	8/24	8/26
		1982	7/7	7/23	7/29	8/7	8/28
		1983	7/2	7/14	7/26	8/15	9/4
Sunshine		1981	7/3	7/26	8/1	8/14	9/1
		1982	7/12	7/29	8/3	8/10	9/10
		1983	7/10	7/20	7/30	8/15	8/30
Talkeetna		1981	7/25	7/29	8/6	8/20	8/28
		1982	7/16	8/2	8/6	8/13	8/30
		1983	7/10	7/23	7/30	8/8	8/26
Curry		1981	7/18	7/30	8/8	8/21	8/29
		1982	7/22	8/2	8/6	8/13	8/26
		1983	7/20	7/24	8/1	8/12	8/23
Yentna	Chum	1981	6/28	7/18	7/27	8/21	9/4
		1982	7/17	7/20	8/2	8/18	9/5
		1983	7/4	7/15	7/30	8/23	9/4
Sunshine		1981	7/4	7/26	8/18	9/5	9/15
		1982	6/24	7/29	8/7	8/21	9/28
		1983	7/10	7/22	8/1	9/2	9/11
Talkeetna		1981	7/20	7/28	8/17	9/4	9/13
		1982	7/17	8/2	8/8	8/22	9/13
		1983	7/11	7/25	8/1	8/30	9/12
Curry		1981	7/20	8/5	8/17	8/26	9/15
		1982	7/25	8/3	8/12	8/26	9/14
		1983	7/10	7/22	8/3	8/29	9/9

Appendix Table 2-D-13. Continued.

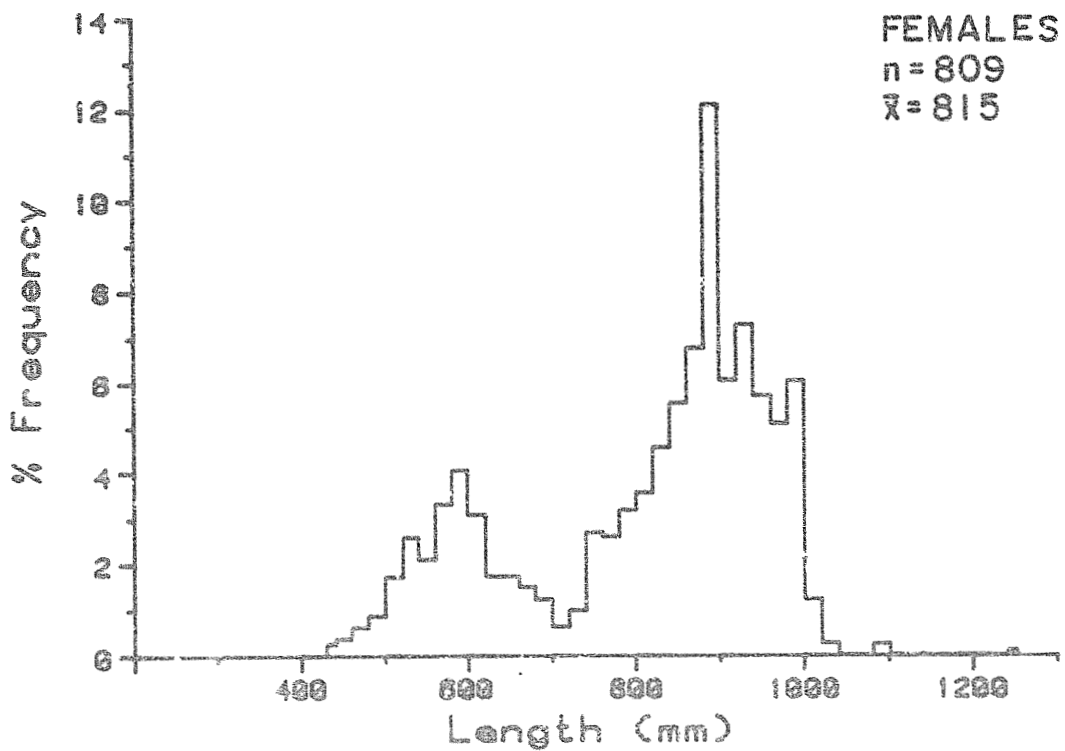
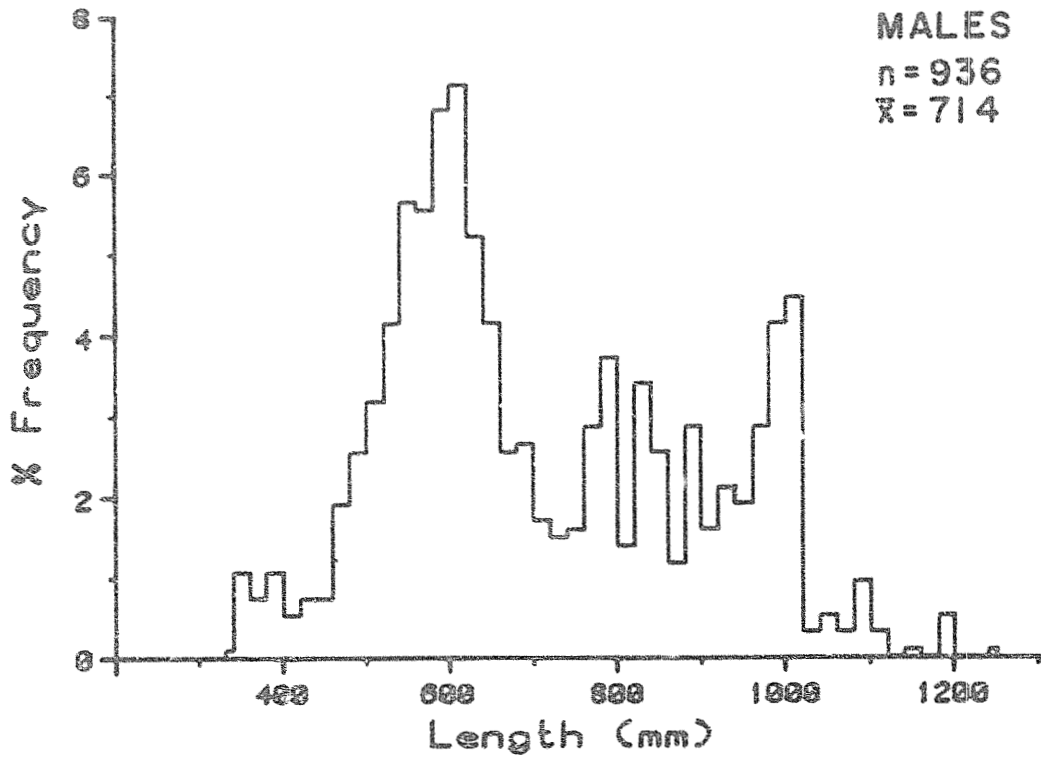
Station	Species	Year	Cumulative Percent of Fishwheel Catch Per Unit Effort ^{1/}				
			0%	5%	50%	95%	100%
Yentna	Coho	1981	7/7	7/22	7/31	8/17	9/4
		1982	7/15	7/20	8/2	8/24	9/5
		1983	7/8	7/15	7/27	8/23	9/4
Sunshine		1981	7/23	8/1	8/20	8/28	9/15
		1982	7/18	8/3	8/12	8/23	9/28
		1983	7/13	7/23	8/5	8/25	9/11
Talkeetna		1981	7/29	8/4	8/26	9/3	9/13
		1982	8/2	8/5	8/13	9/2	9/13
		1983	7/18	7/30	8/14	9/7	9/12
Curry		1981	8/4	8/6	8/23	9/5	9/19
		1982	8/2	8/5	8/18	9/2	9/11
		1983	7/22	7/28	8/12	9/2	9/6

^{1/} Date upon which greater than or equal to 0, 5, 50, 95 and 100 percent of the cumulative catch per unit of effort occurred. Unit effort is defined as fishwheel catch per hour. These dates were defined only for salmon escapements which were monitored from start to completion.

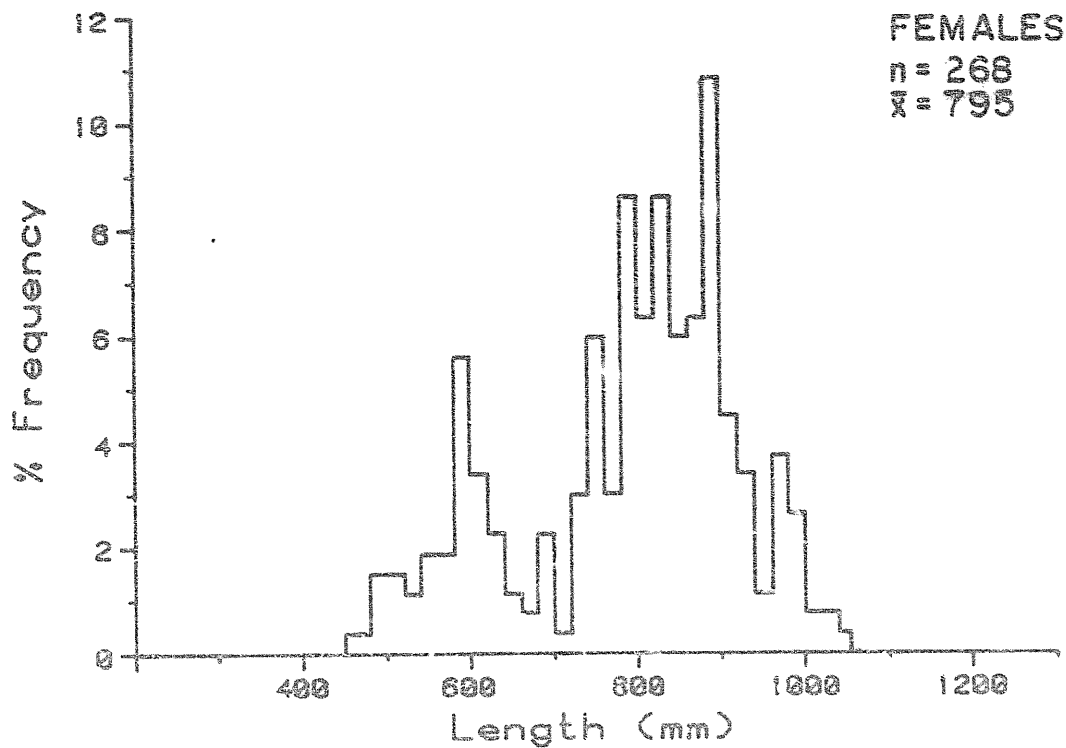
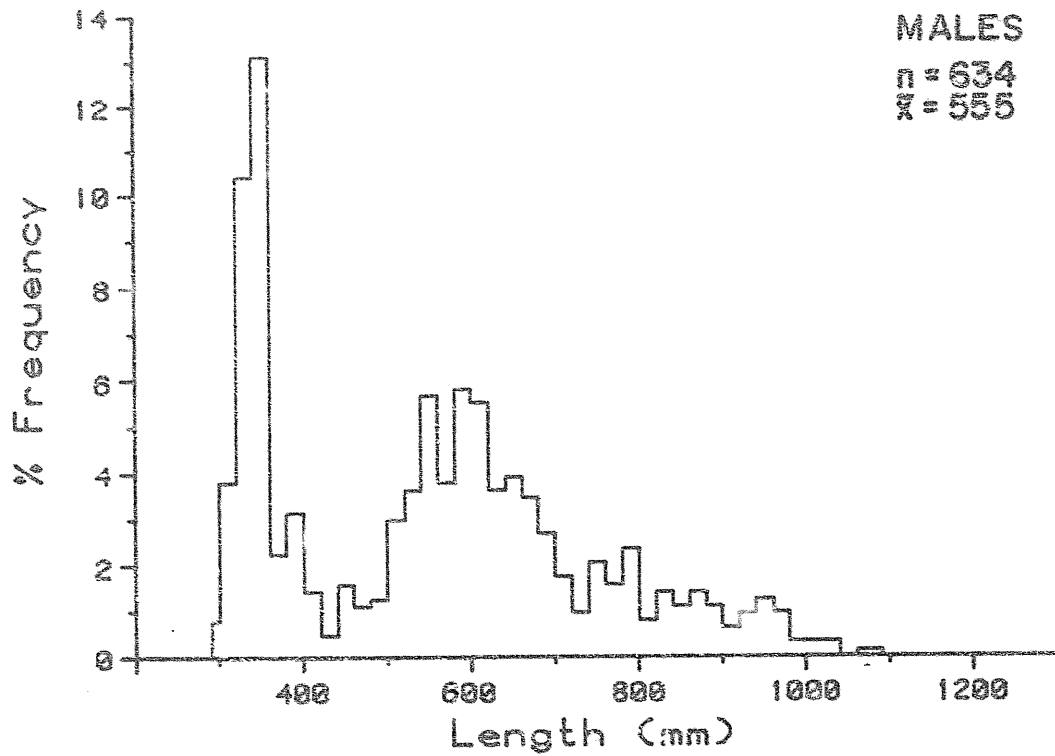
APPENDIX 2-E
LENGTH FREQUENCIES OF
CHINOOK, SOCKEYE, PINK, CHUM
AND COHO SALMON



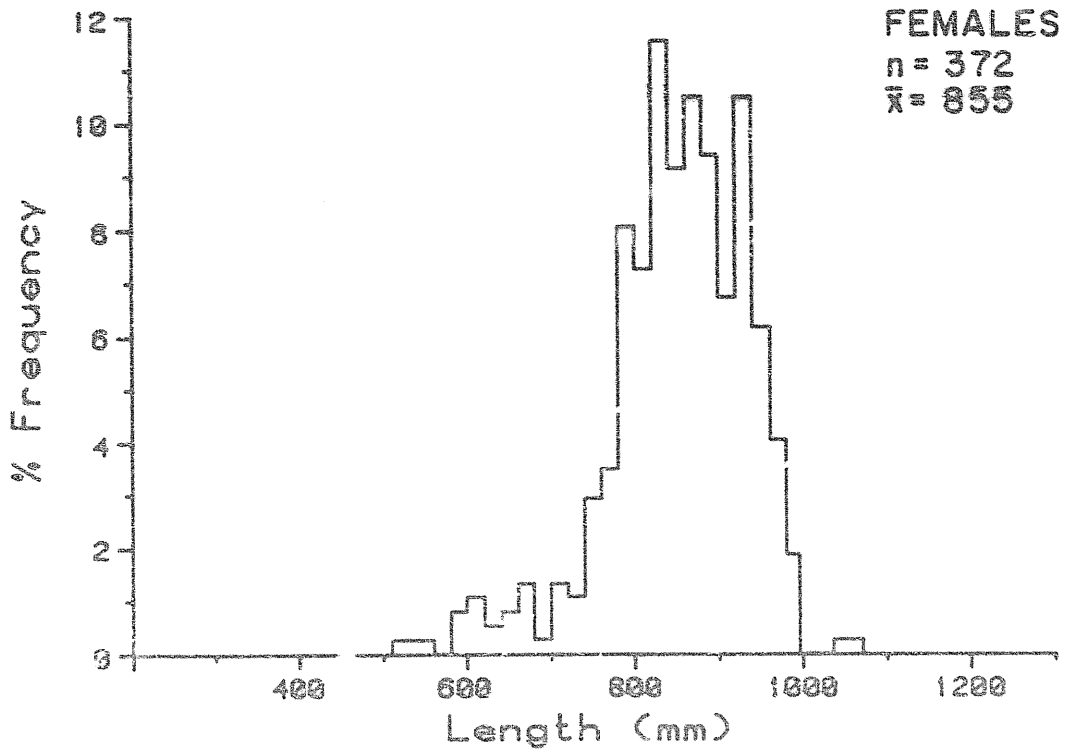
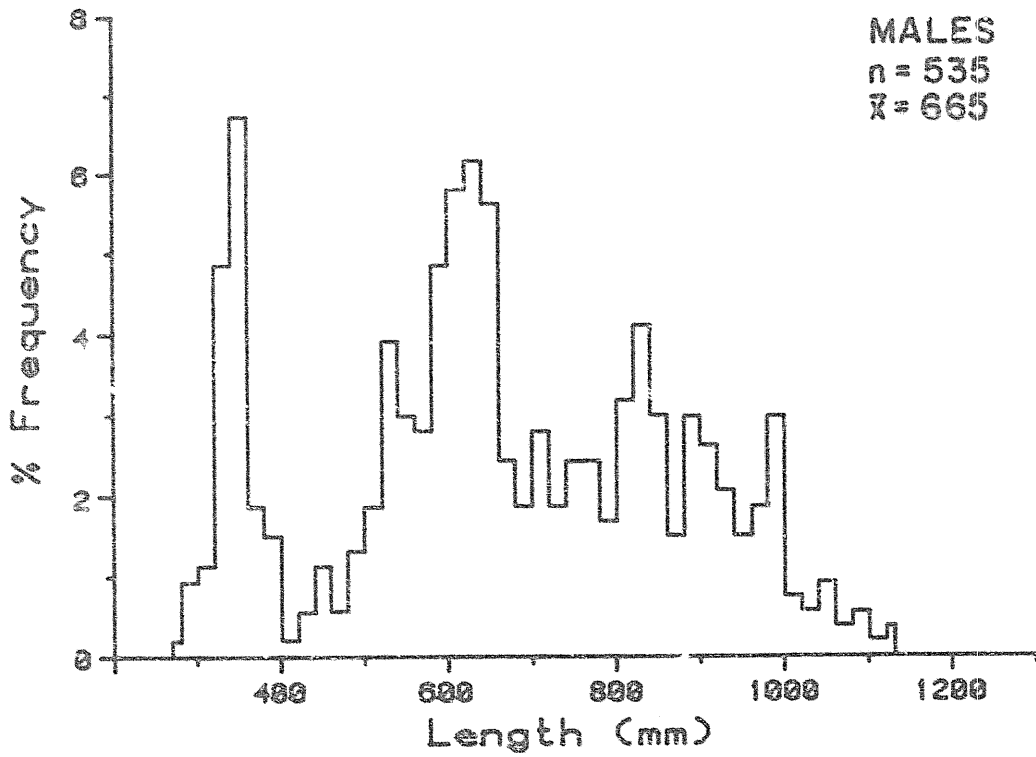
Appendix Figure 2-E-1. Length frequencies of chinook salmon by sex from fishwheel catches at Yen'na Station, Adult Anadromous Investigations, Su Hydro Studies, 1983.



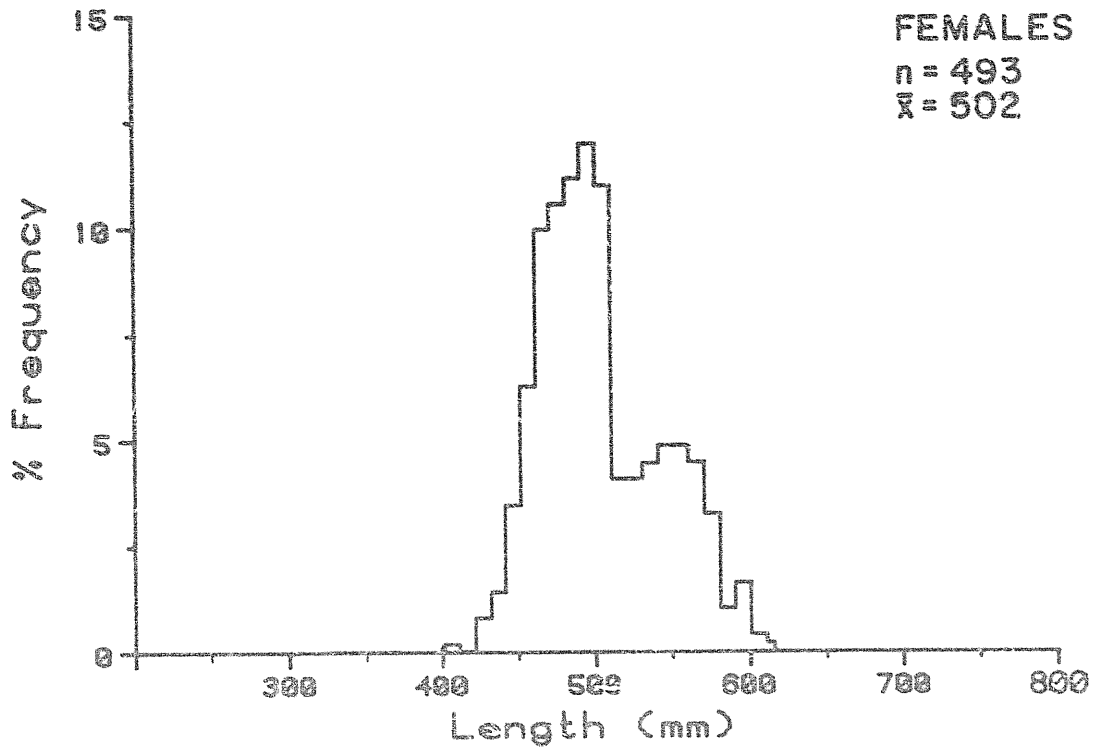
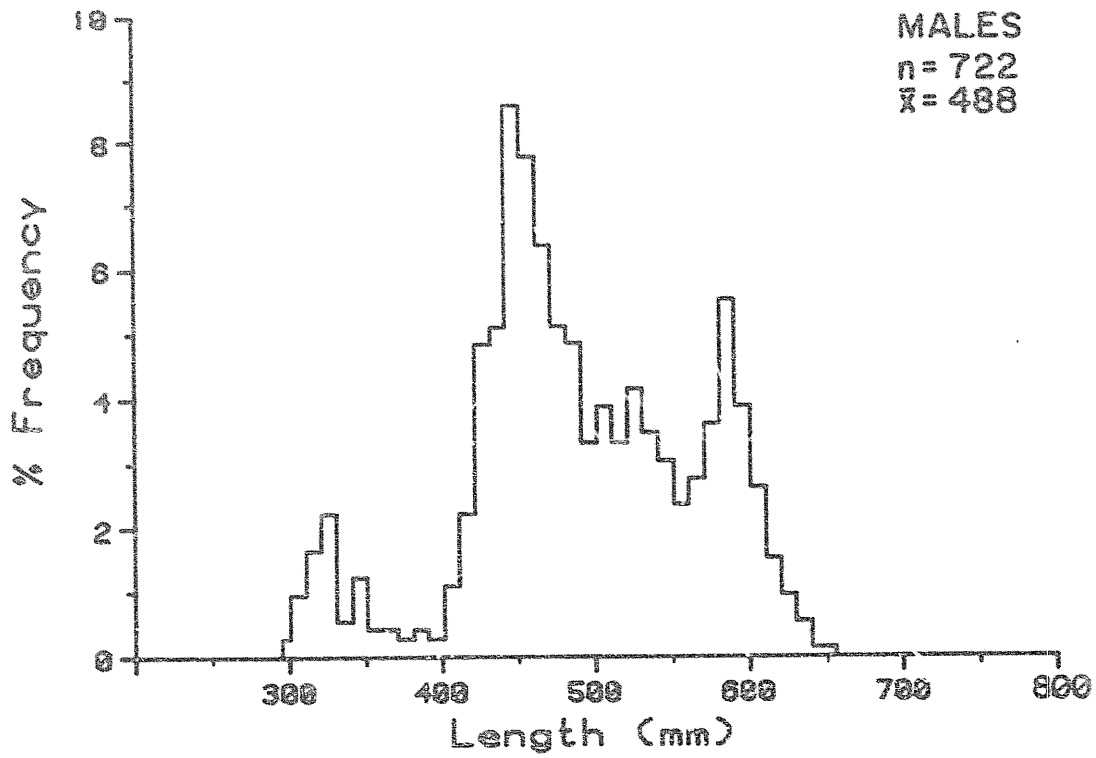
Appendix Figure 2-E-2. Length frequencies of chinook salmon by sex from fishwheel catches at Sunshine Station, Adult Anadromous Investigations, Su Hydro Studies, 1983.



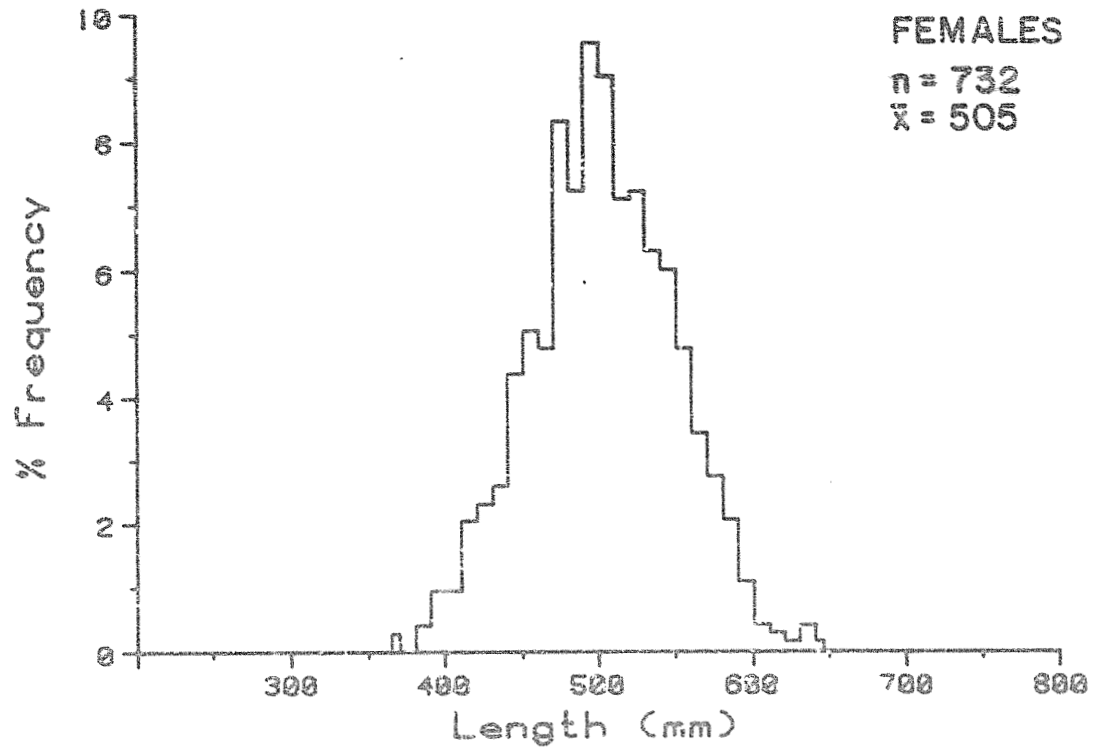
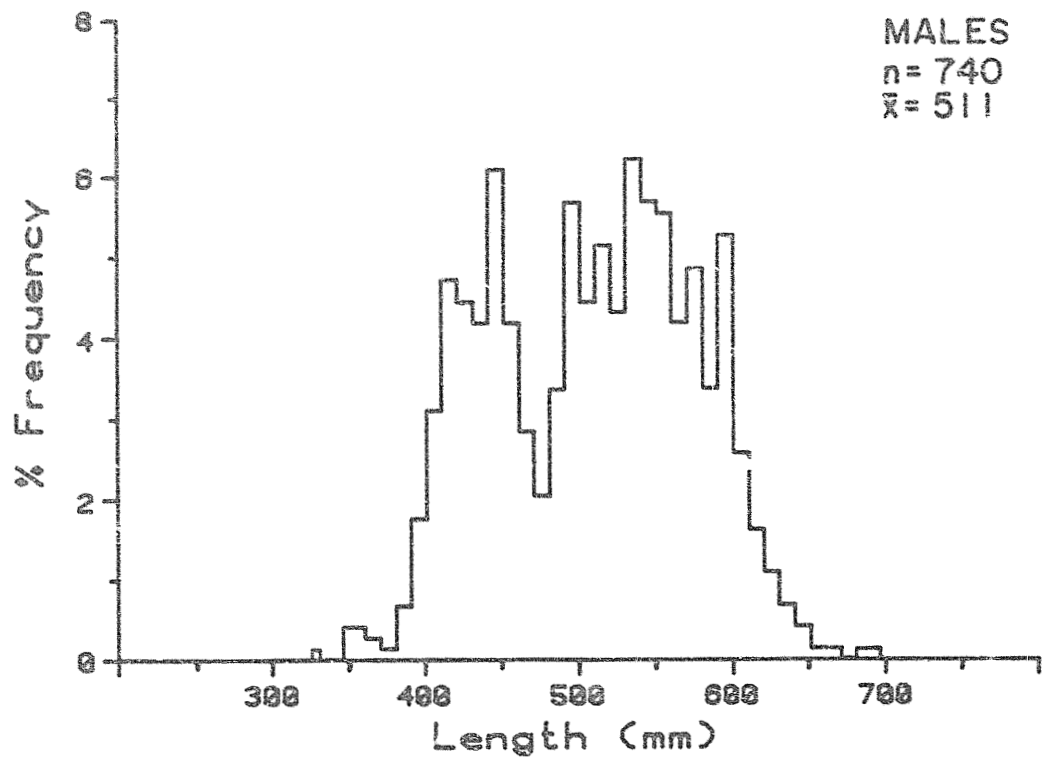
Appendix Figure 2-E-3. Length frequencies of chinook salmon by sex from fishwheel catches at Talkeetna Station, Adult Anadromous Investigations, Su Hydro Studies, 1983.



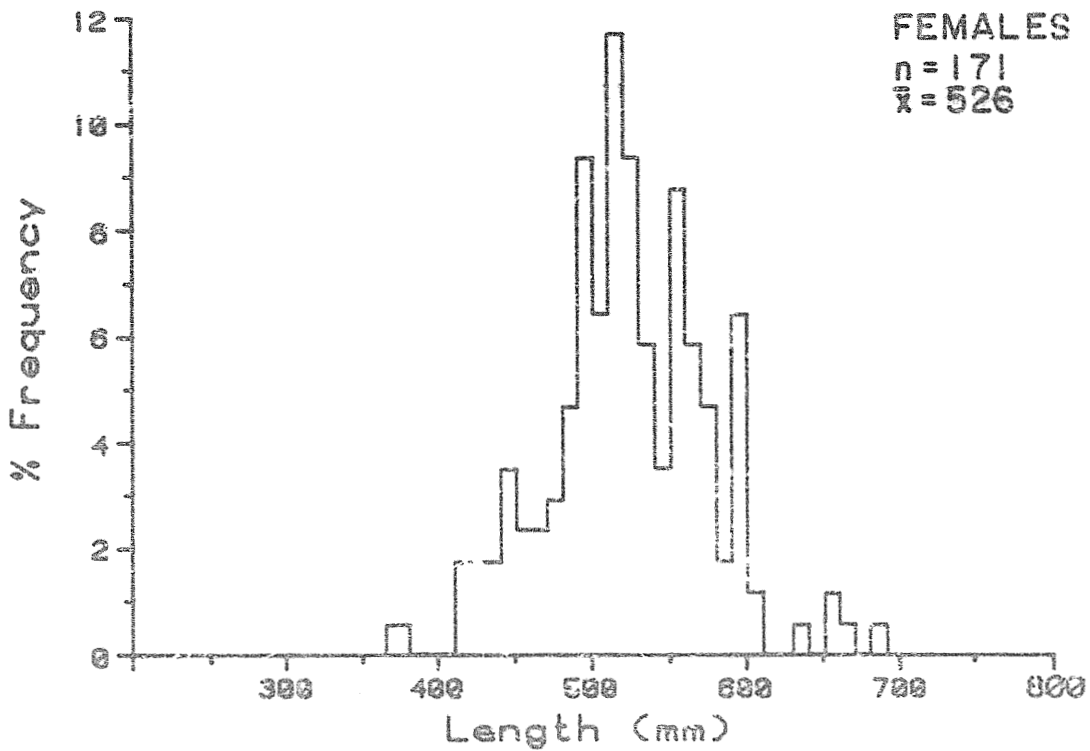
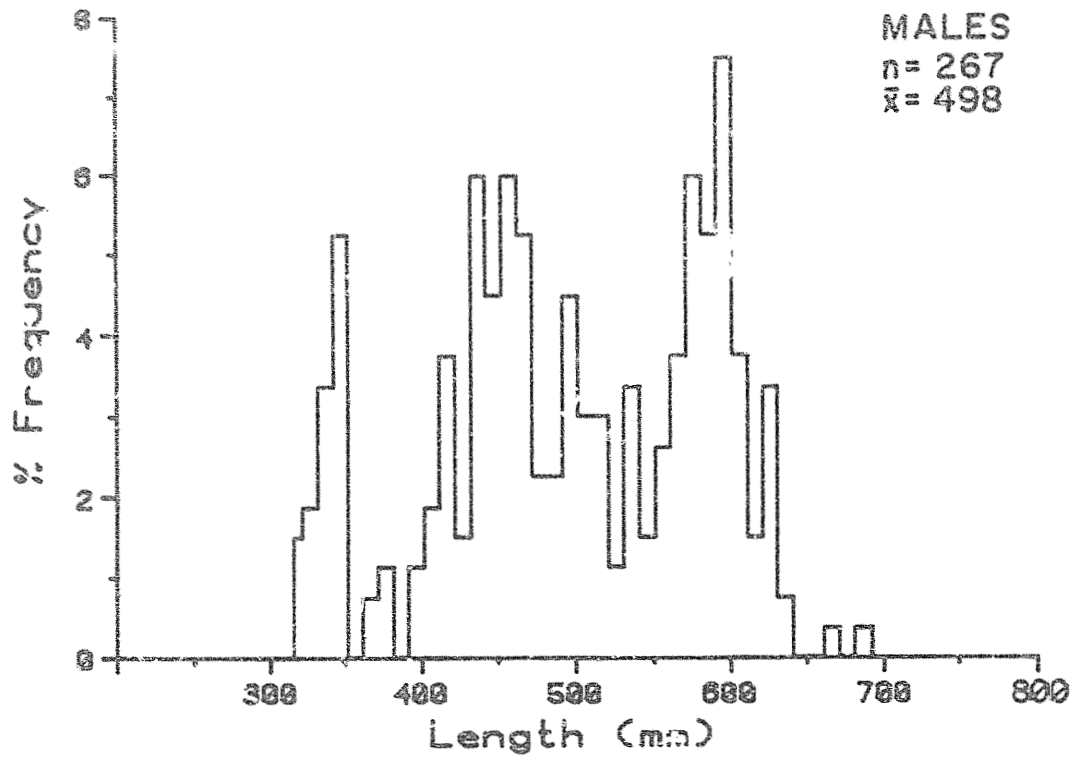
Appendix Figure 2-E-4. Length frequencies of chinook salmon by sex from fishwheel catches at Curry Station, Adult Anadromous Investigations, Su Hydro Studies, 1983.



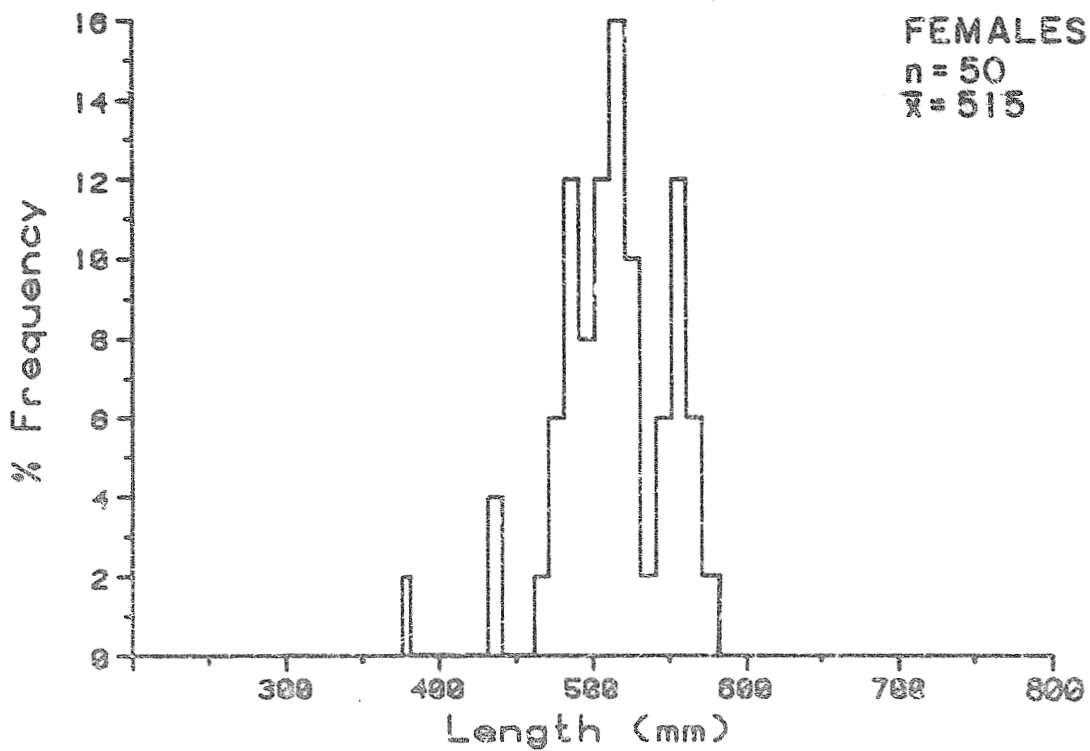
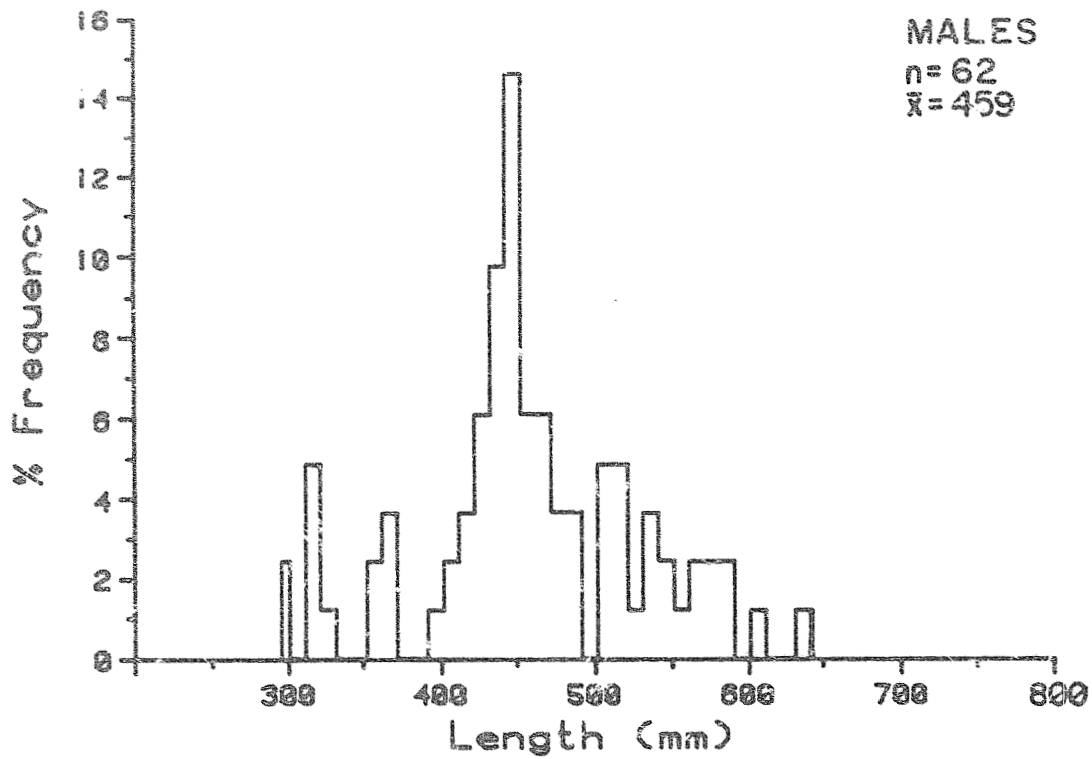
Appendix Figure 2-E-5. Length frequencies of sockeye salmon by sex from fishwheel catches at Yentna Station, Adult Anadromous Investigations, Su Hydro Studies, 1983.



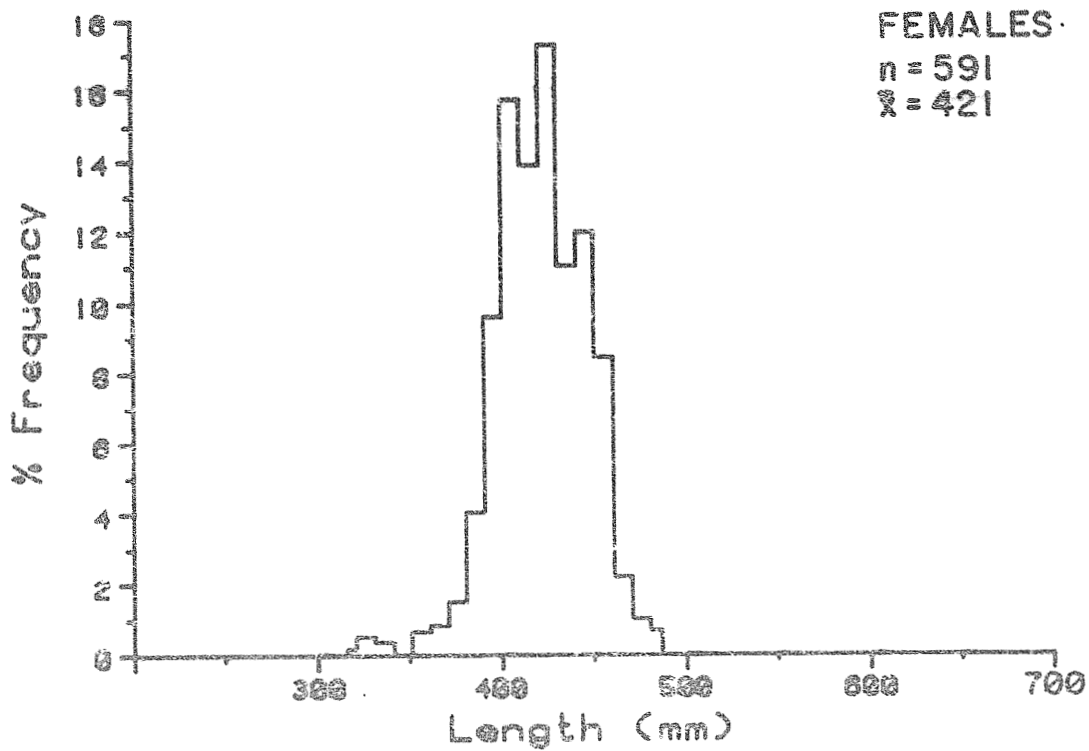
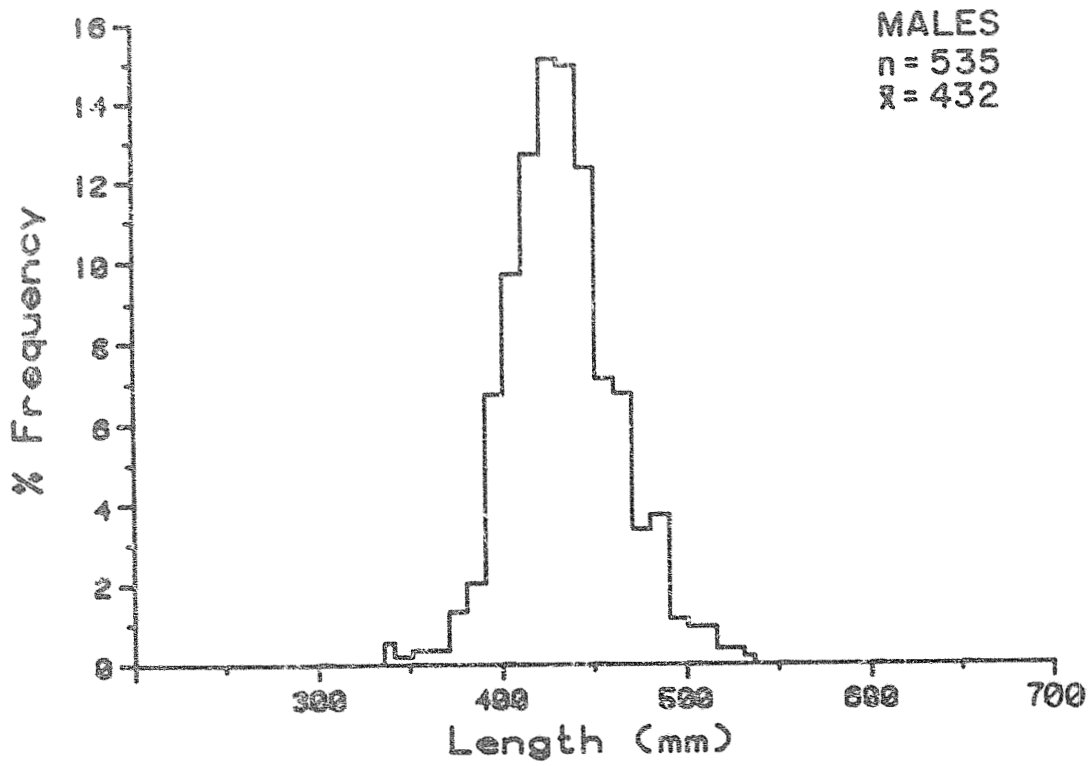
Appendix Figure 2-E-6. Length frequencies of sockeye salmon by sex from fishwheel catches at Sunshine Station, Adult Anadromous Investigations, Su Hydro Studies, 1982.



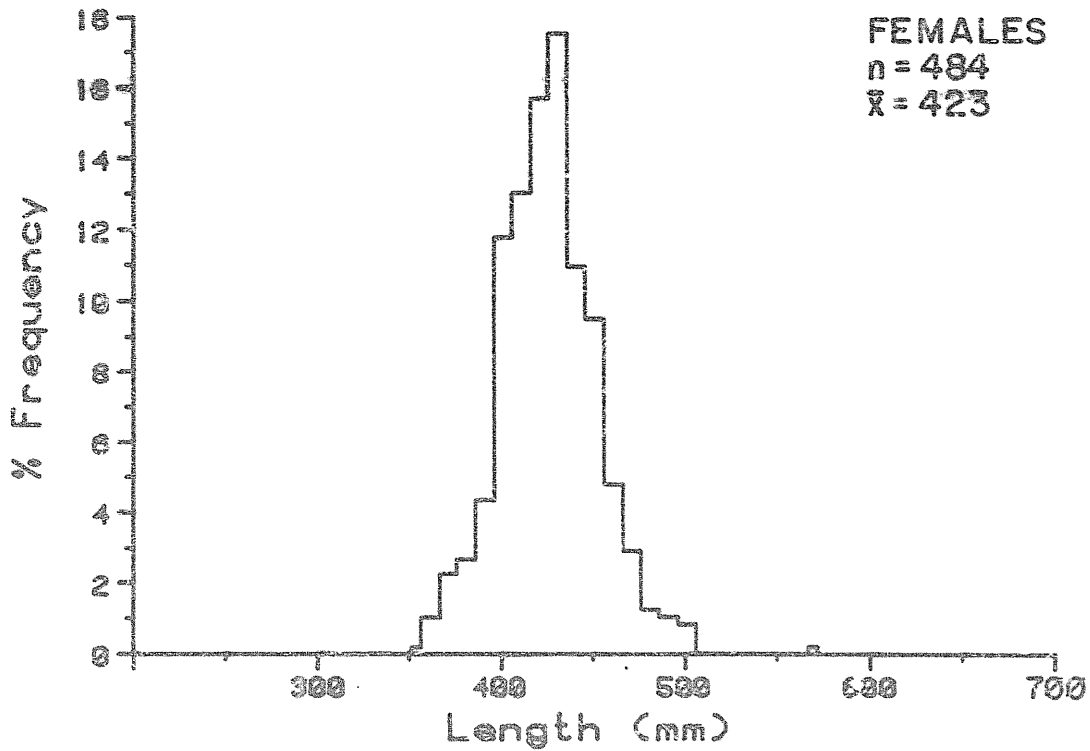
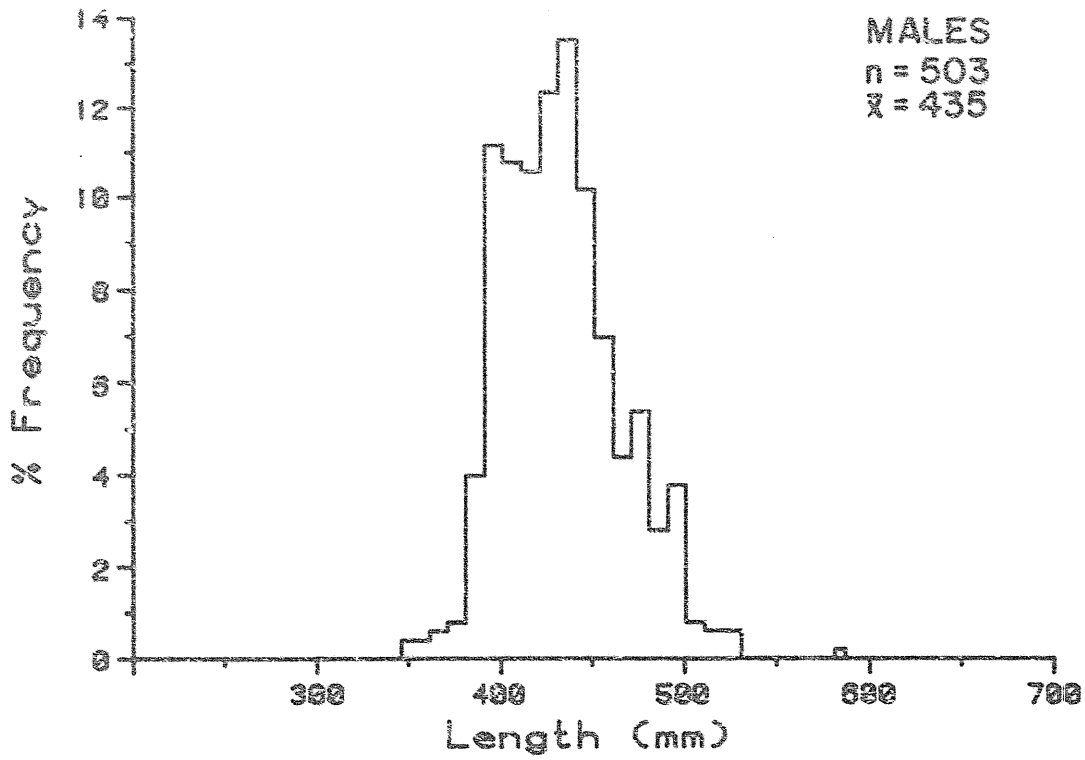
Appendix Figure 2-E-7. Length frequencies of sockeye salmon by sex from fishwheel catches at Talkeetna Station, Adult Anadromous Investigations, Su Hydro Studies, 1983.



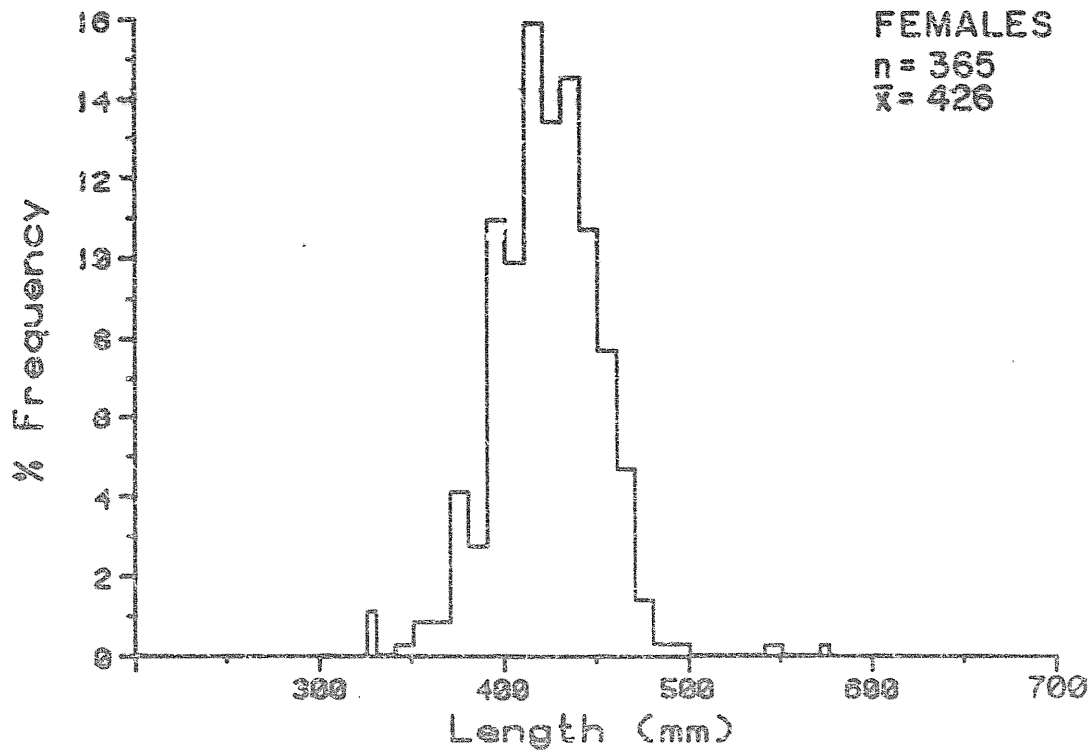
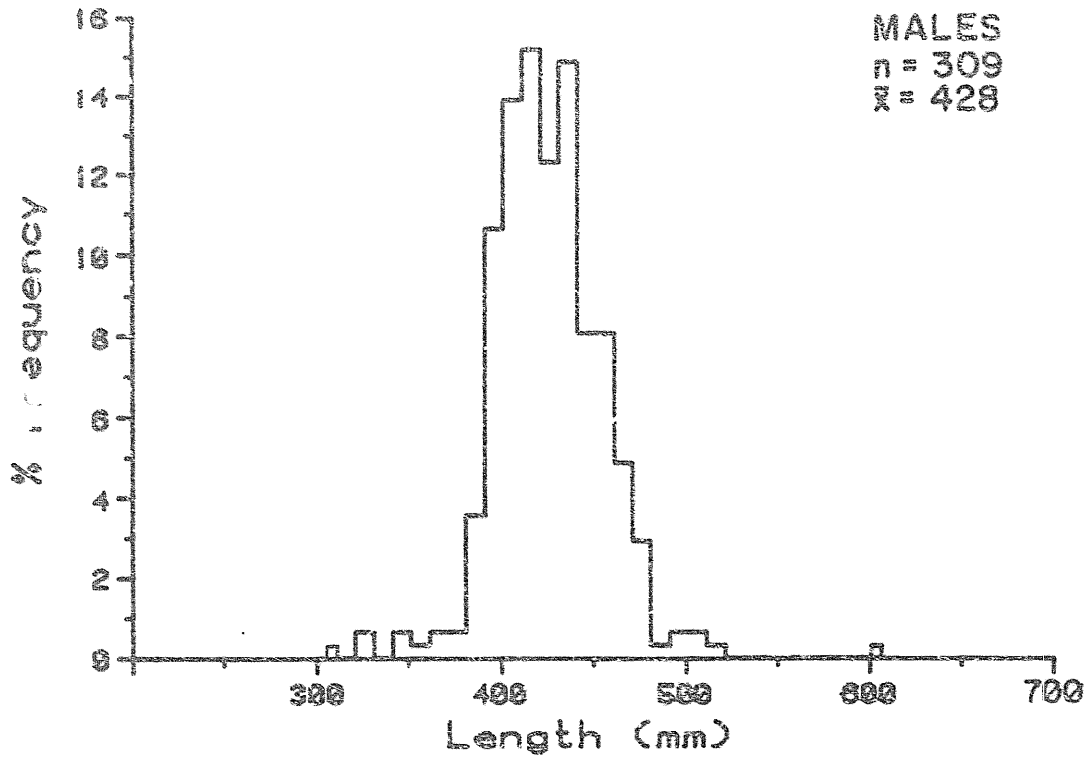
Appendix Figure 2-E-8. Length frequencies of sockeye salmon by sex from fishwheel catches at Curry Station, Adult Anadromous Investigations, Su Hydro Studies, 1983.



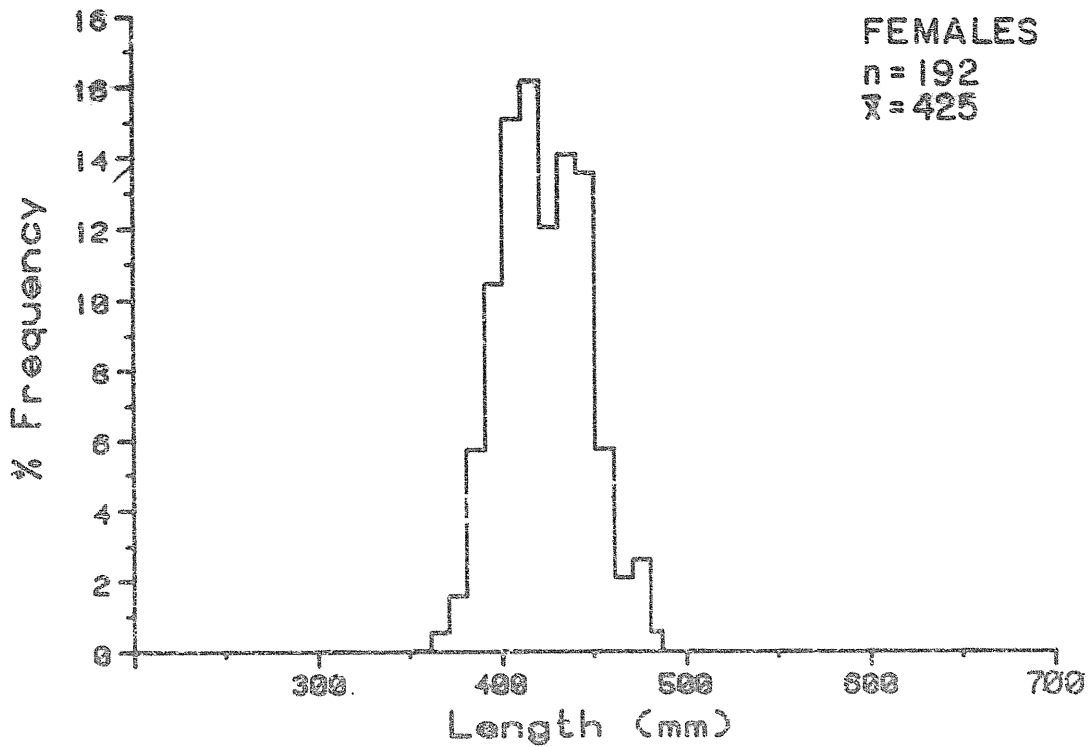
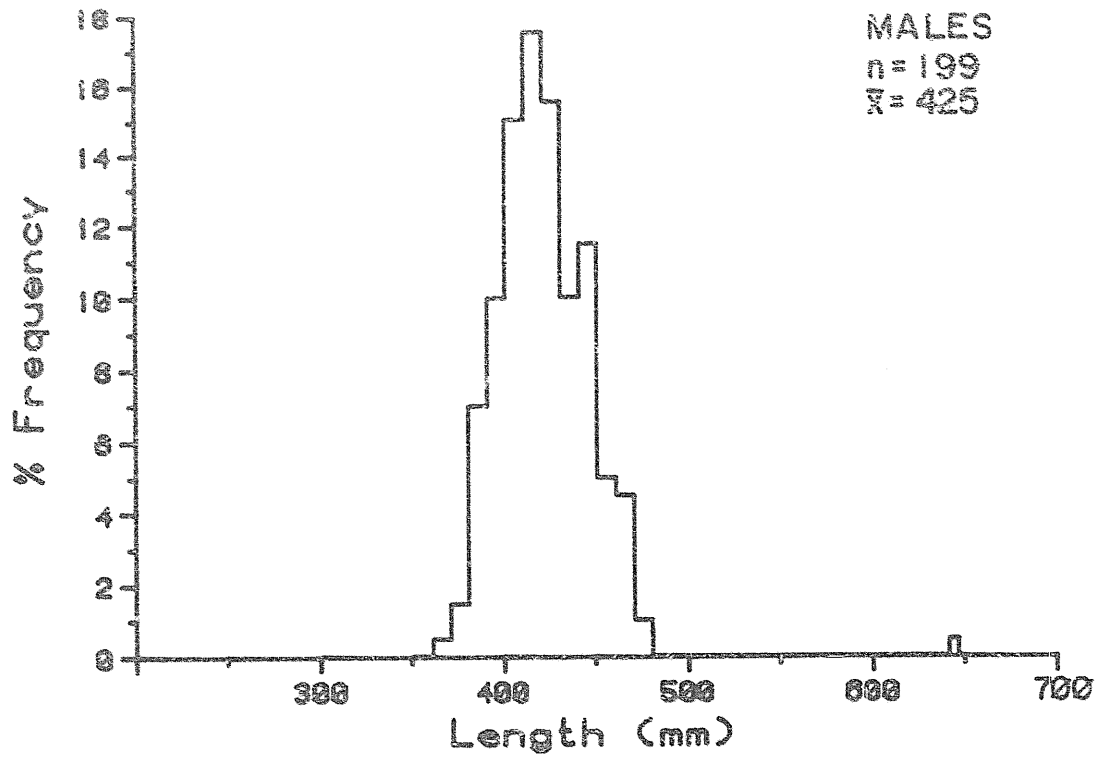
Appendix Figure 2-E-9. Length frequencies of pink salmon by sex from fishwheel catches at Yentna Station, Adult Anadromous Investigations, Su Hydro Studies, 1983.



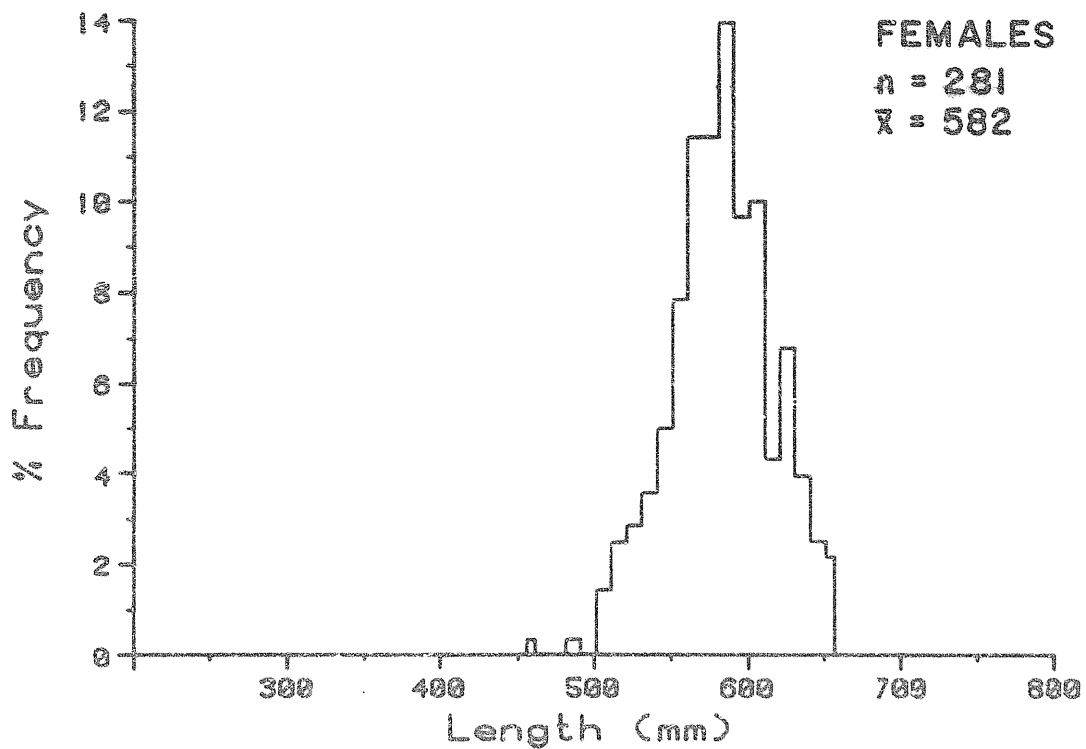
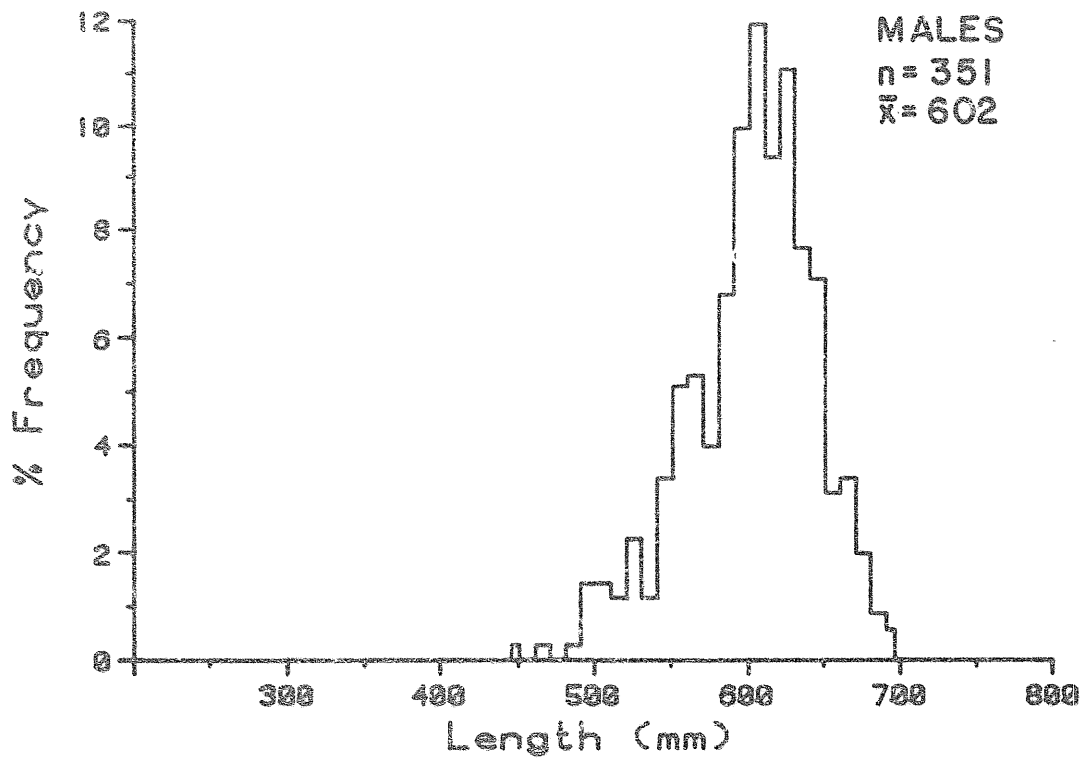
Appendix Figure 2-E-10. Length frequencies of pink salmon by sex from fishwheel catches at Sunshine Station, Adult Anadromous Investigations, Su Hydro Studies, 1983.



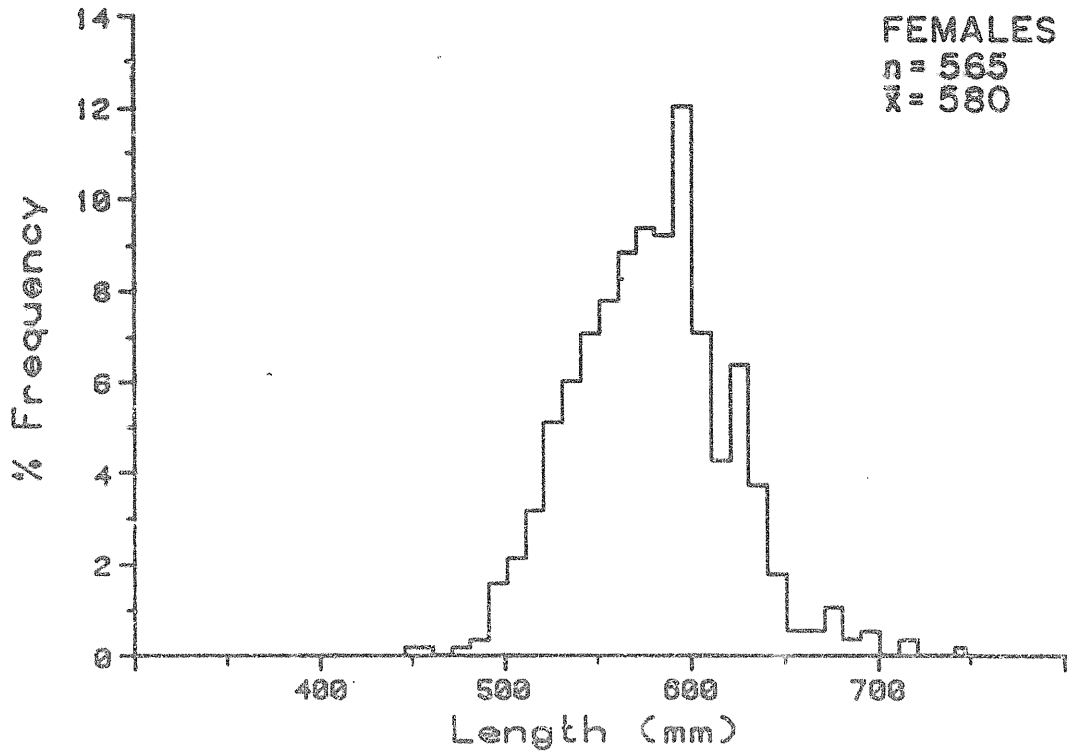
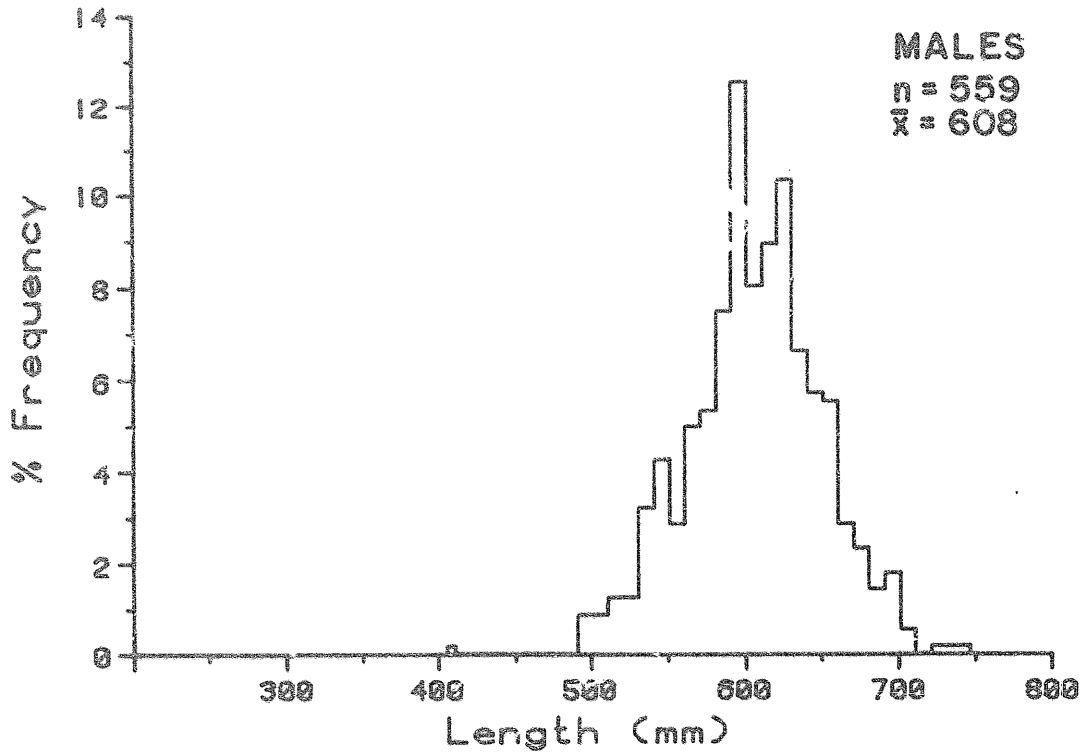
Appendix Figure 2-E-11. Length frequencies of pink salmon by sex from fishwheel catches at Talkeetna Station, Adult; Anadromous Investigations, Su Hydro Studies, 1983.



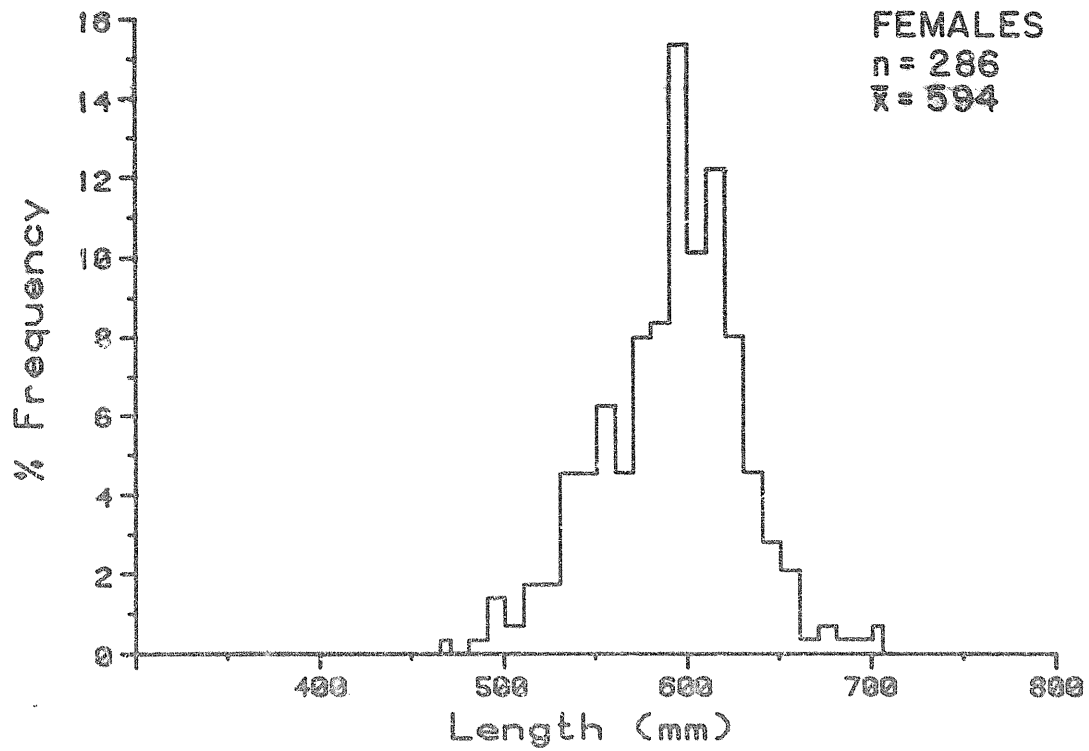
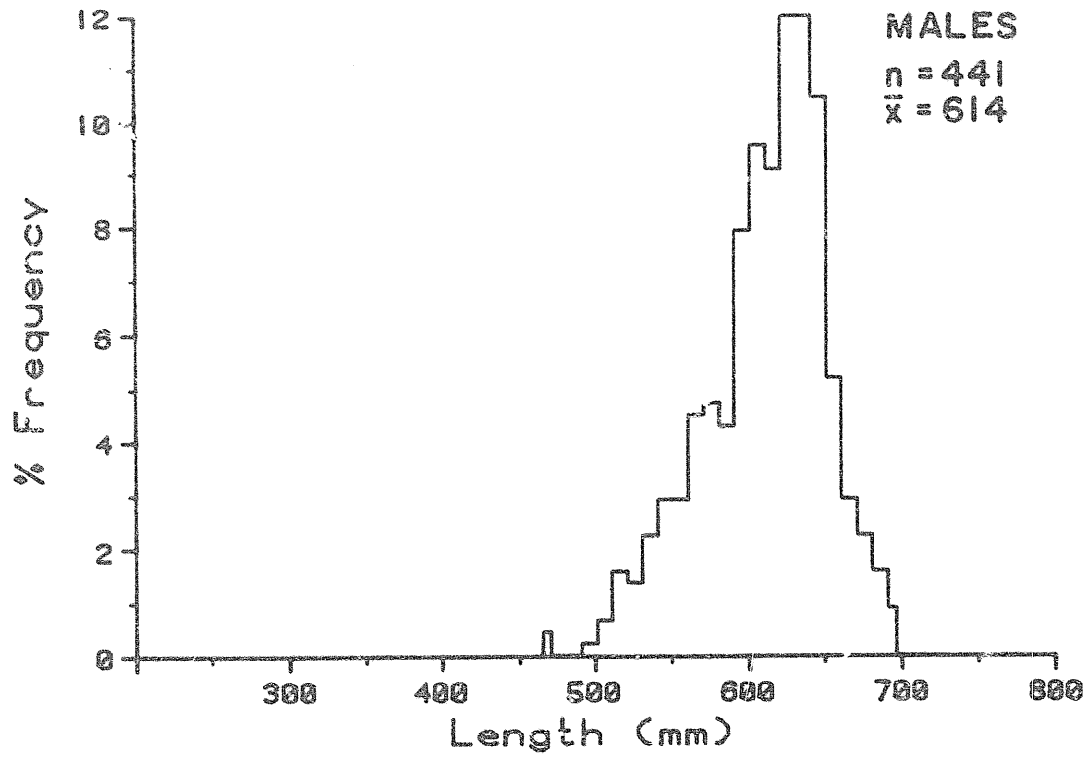
Appendix Figure 2-E-12. Length frequencies of pink salmon by sex from fisnwheel catches at Curry Station, Adult Anadromous Investigations, Su Hydro Studies, 1983.



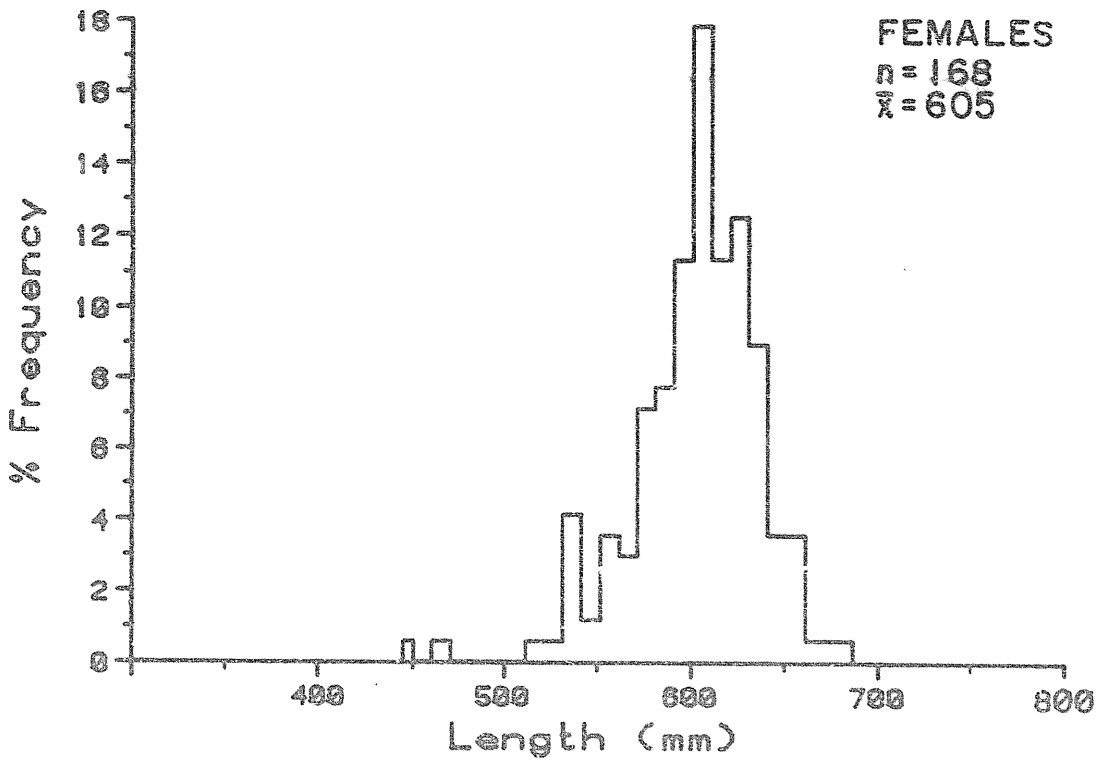
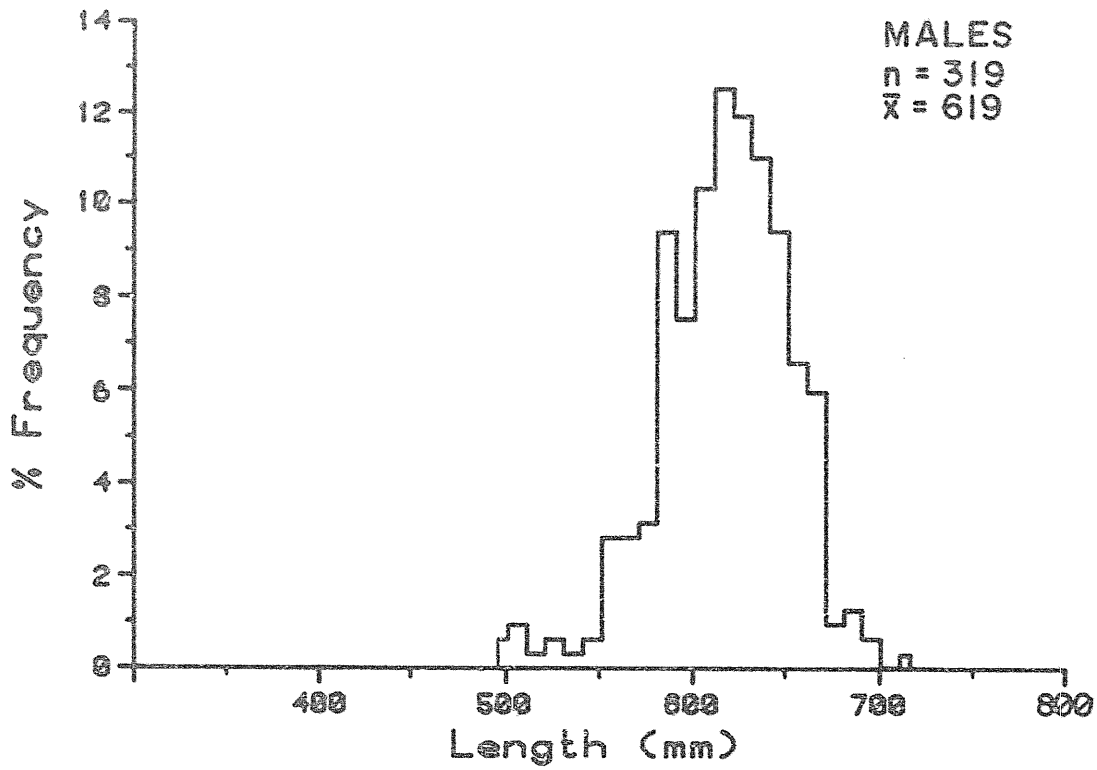
Appendix Figure 2-E-13. Length frequencies of chum salmon by sex from fishwheel catches at Yentna Station, Adult Anadromous Investigations, Su Hydro Studies, 1983.



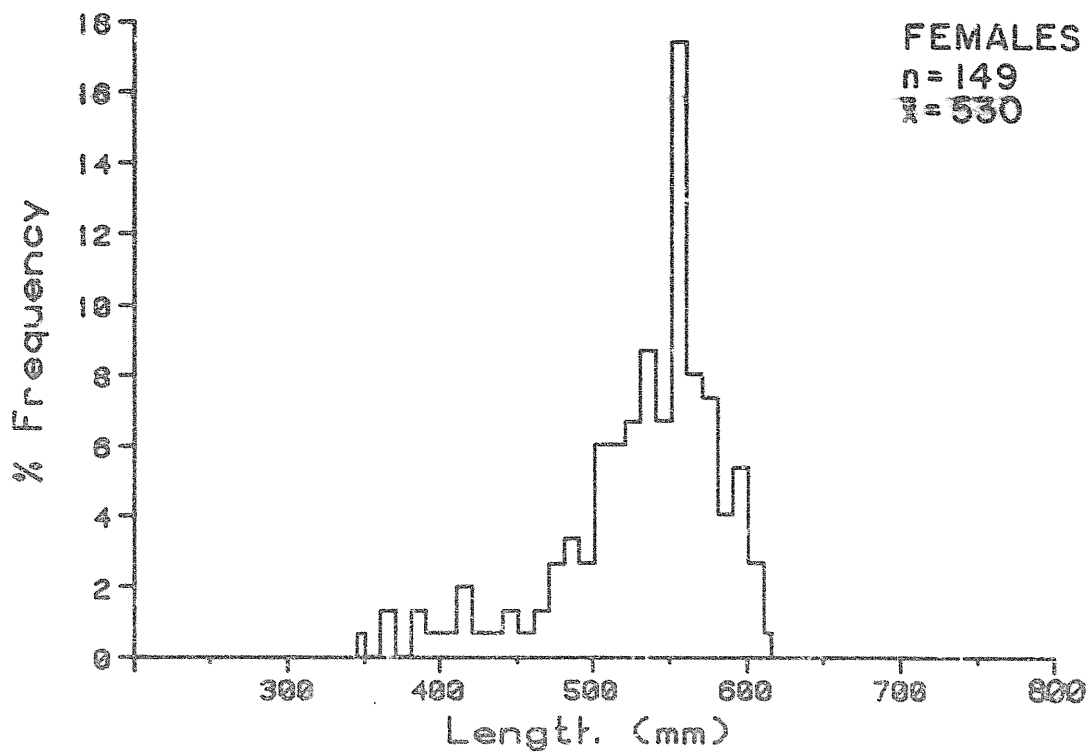
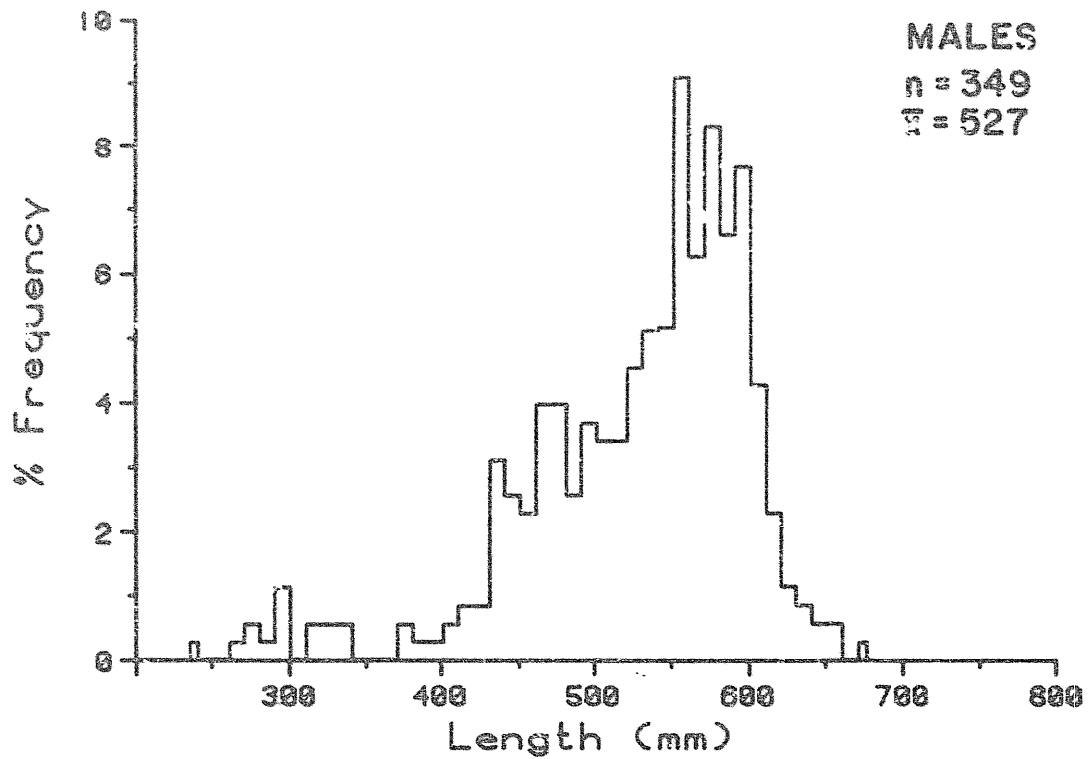
Appendix Figure 2-E-14. Length frequencies of chum salmon by sex from fishwheel catches at Sunshine Station, Adult Anadromous Investigations, Su Hydro Studies, 1983.



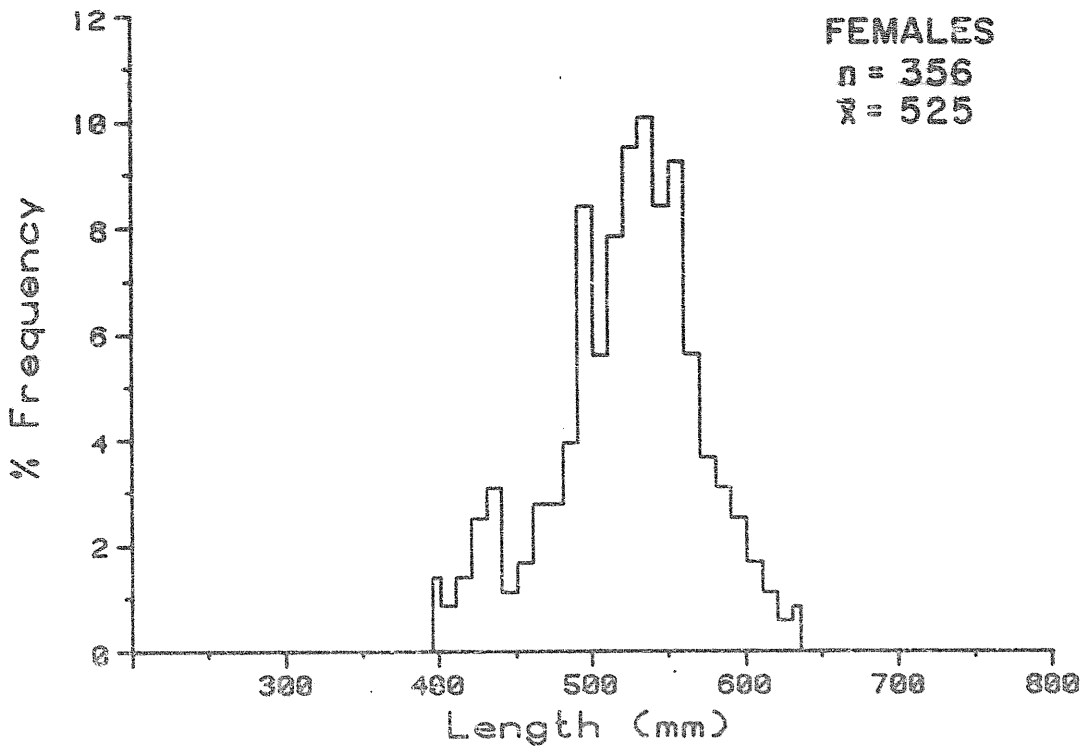
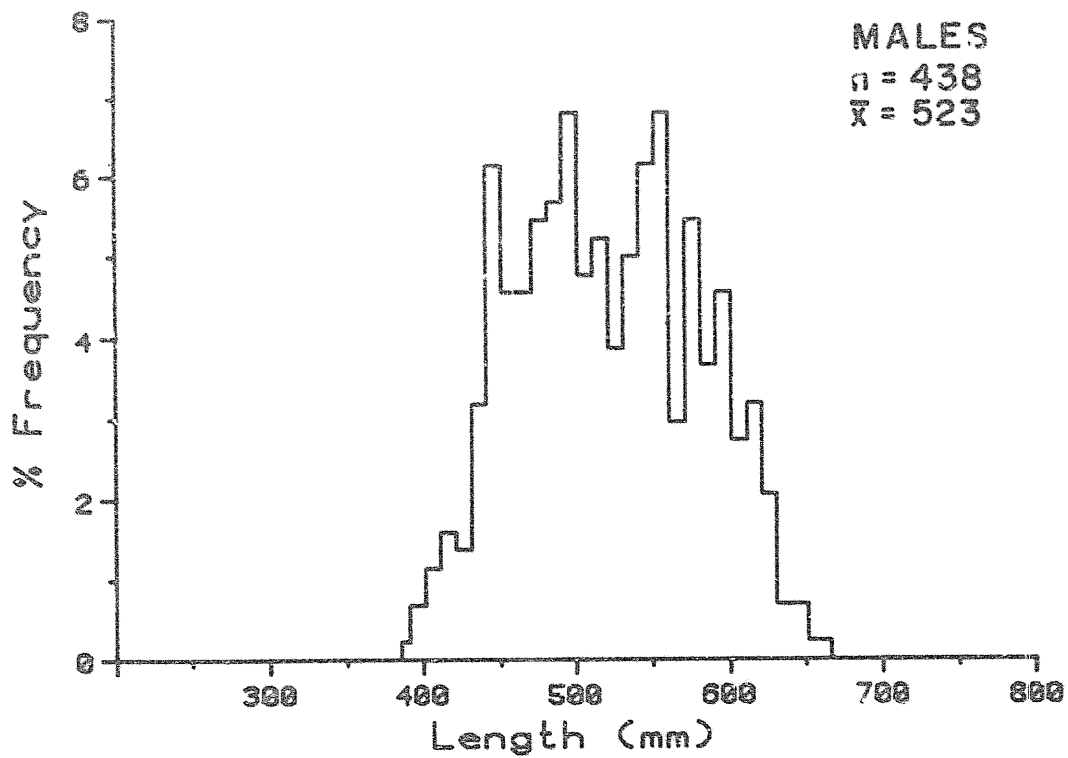
Appendix Figure 2-E-15. Length frequencies of chum salmon by sex from fishwheel catches at Talkeetna Station, Adult Anadromous Investigations, Su Hydro Studies, 1983.



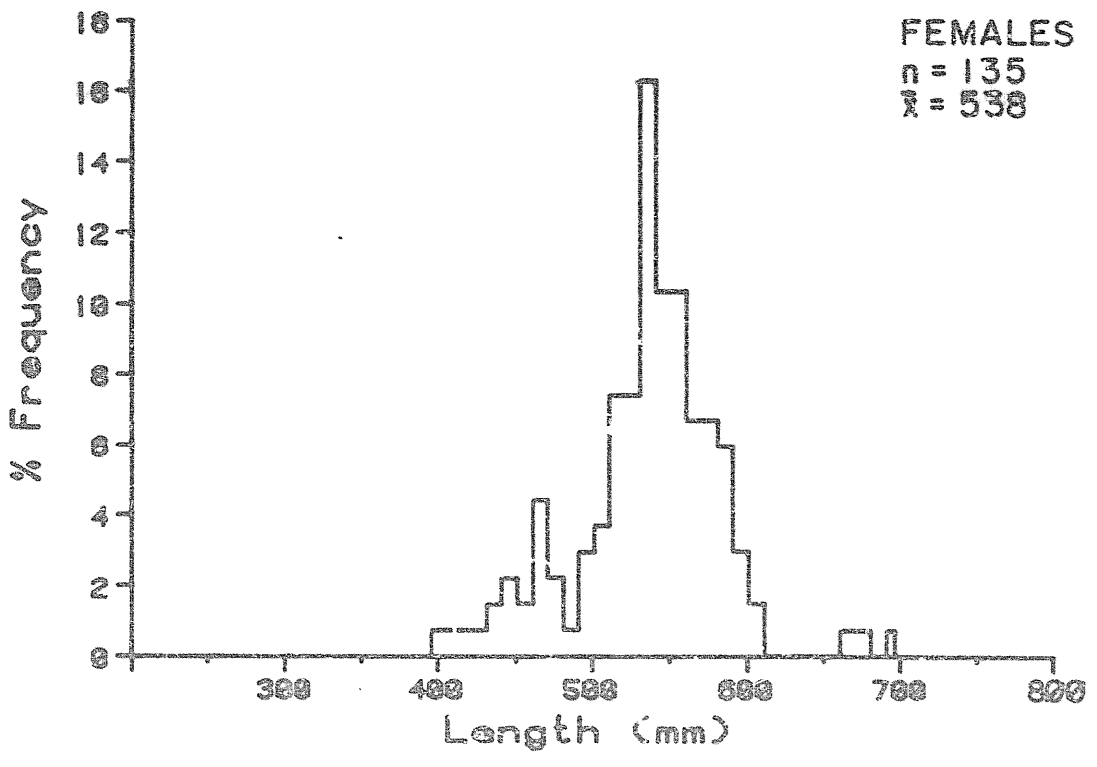
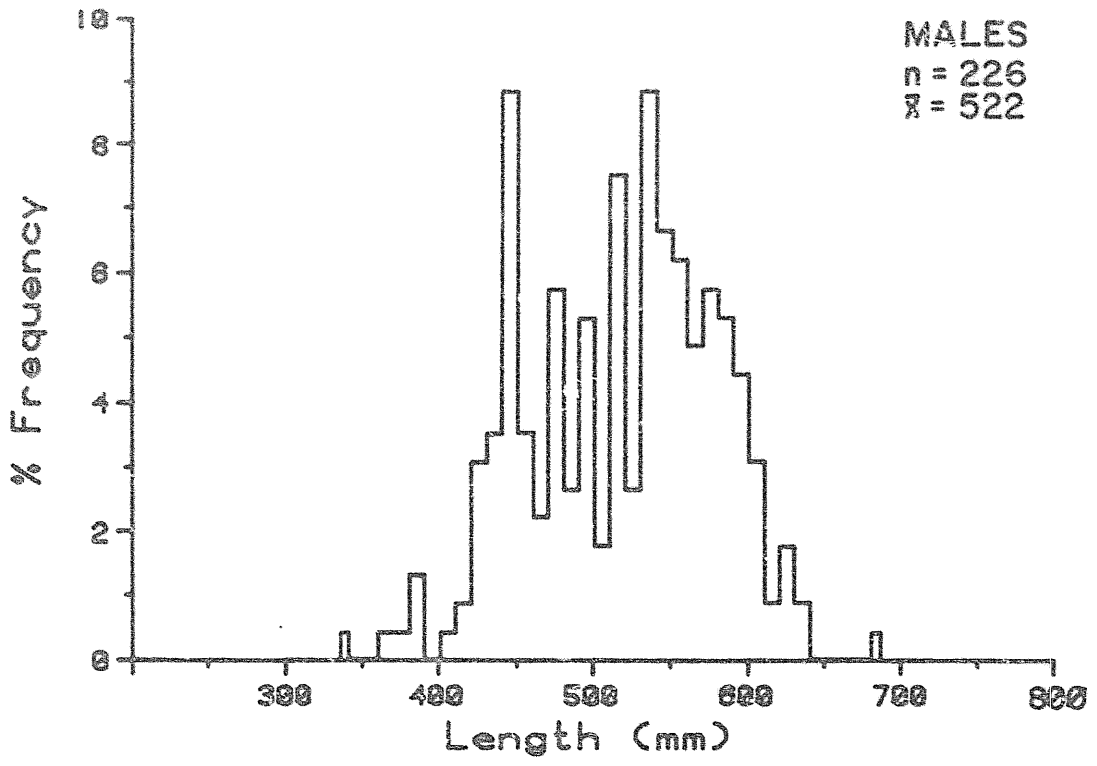
Appendix Figure 2-E-16. Length frequencies of chum salmon by sex from fishwheel catches at Curry Station, Adult Anadromous Investigations, Su Hydro Studies, 1983.



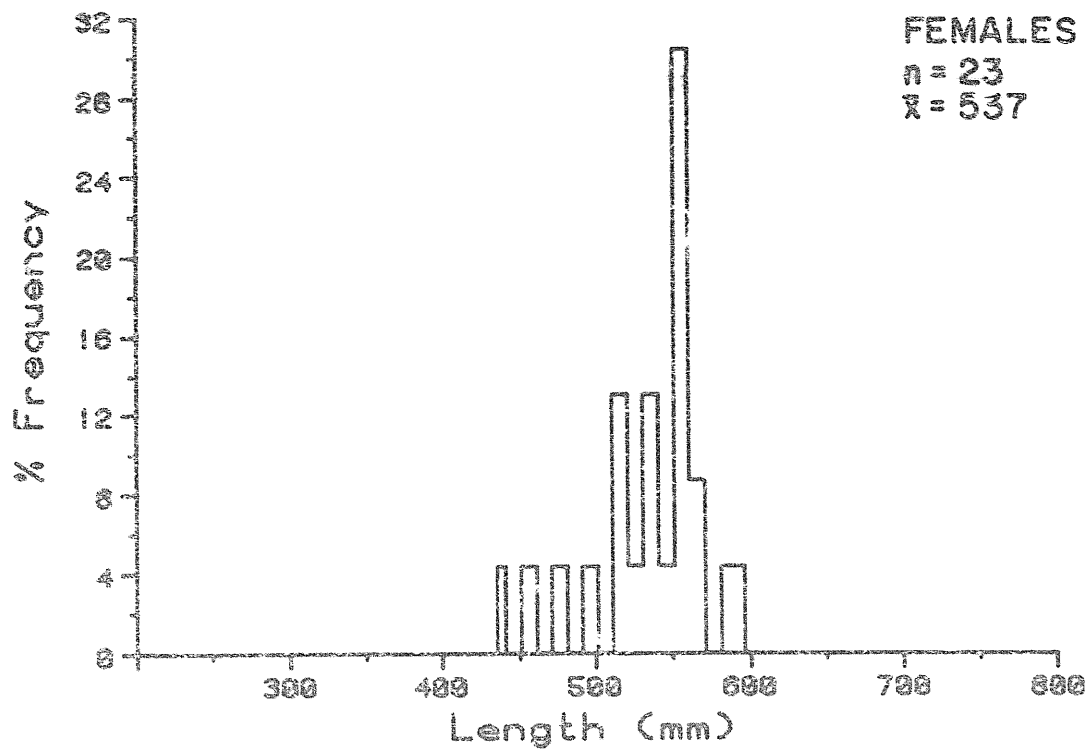
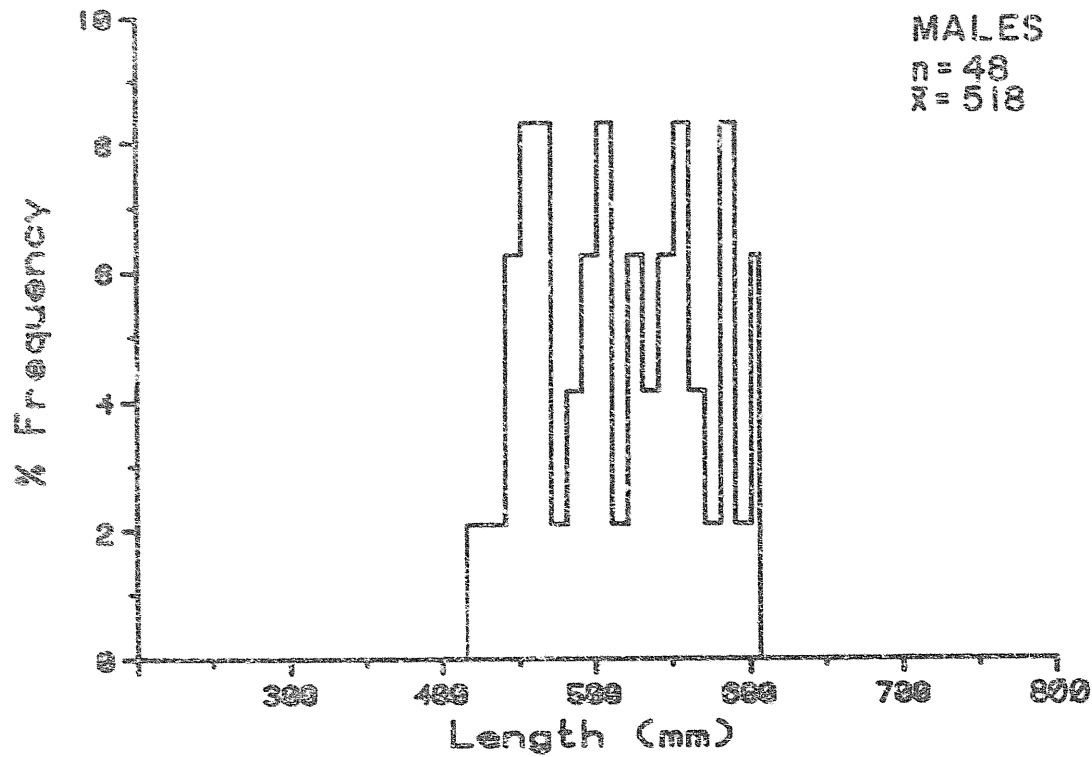
Appendix Figure 2-E-17. Length frequencies of coho salmon by sex from fishwheel catches at Yentna Station, Adult Anadromous Investigations, Su Hydro Studies, 1983.



Appendix Figure 2-E-18. Length frequencies of coho salmon by sex from fishwheel catches at Sunshine Station, Adult Anadromous Investigations, Su Hydro Studies, 1983.



Appendix Figure 2-E-19. Length frequencies of coho salmon by sex from fishwheel catches at Taikeetna Station, Adult Anadromous Investigations, Su Hydro Studies, 1983.



Appendix Figure 2-E-20. Length frequencies of roho salmon by sex from fishwheel catches at Curry Station, Adult Anadromous Investigations, Su Hydro Studies, 1983.

APPENDIX 2-F
REGRESSION ANALYSIS OF
SCKEYE AND CHUM SALMON FECUNDITIES

Appendix Table 2-F-1. Regression analysis of age class 4_2 and 5_2 sockeye salmon fecundities as a function of length and weight, Adult Anadromous Investigations, Su Hydro Studies, 1983.

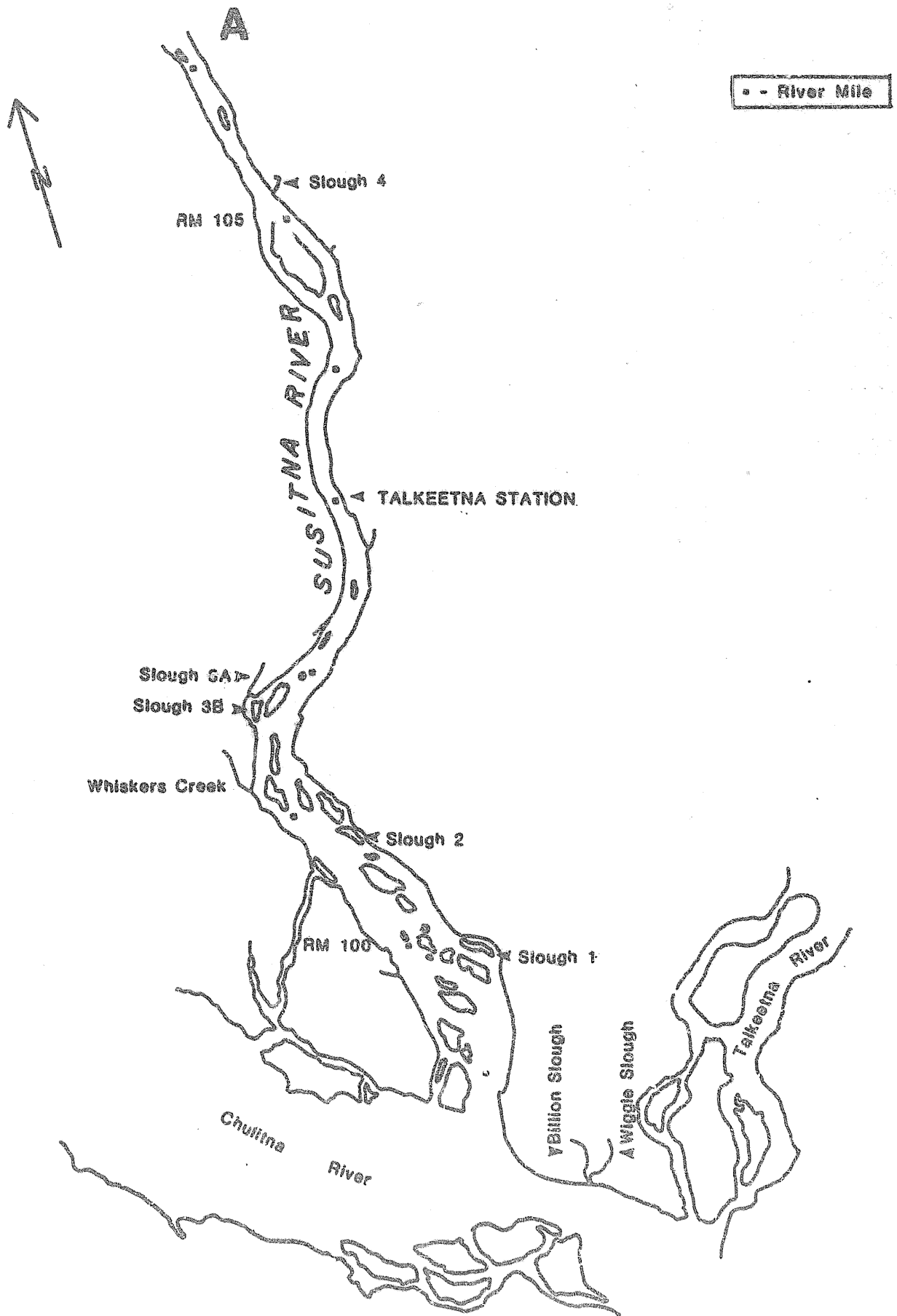
Age Class 4_2 Sockeye Salmon			
No. Eggs/Length		No. Eggs/Weight	
$- 1654.19 + 10.21 (x) = y$		$1752.91 + 0.92 (x) = y$	
Standard error of estimate = 464.59		Standard error of estimate = 386.26	
Coefficient of determination (r^2) = 0.32		Coefficient of determination (r^2) = 0.53	
Correlation coefficient (r) = 0.57		Correlation coefficient (r) = 0.73	
Sample size = 17		Sample size = 17	
Age Class 5_2 Sockeye Salmon			
No. Eggs/Length		No. Eggs/Weight	
$1344.94 + 4.94 (x) = y$		$2295.06 + 2.51 (x) = y$	
Standard error of estimate = 572.49		Standard error of estimate = 295.16	
Coefficient of determination (r^2) = 0.02		Coefficient of determination (r^2) = 0.74	
Correlation coefficient (r) = 0.16		Correlation coefficient (r) = 0.86	
Sample size = 8		Sample size = 8	

Appendix Table 2-F-2. Regression analysis of age class 4_1 and 5_1 chum salmon fecundities as a function of length and weight, Adult Anadromous Investigations, Su Hydro Studies, 1983.

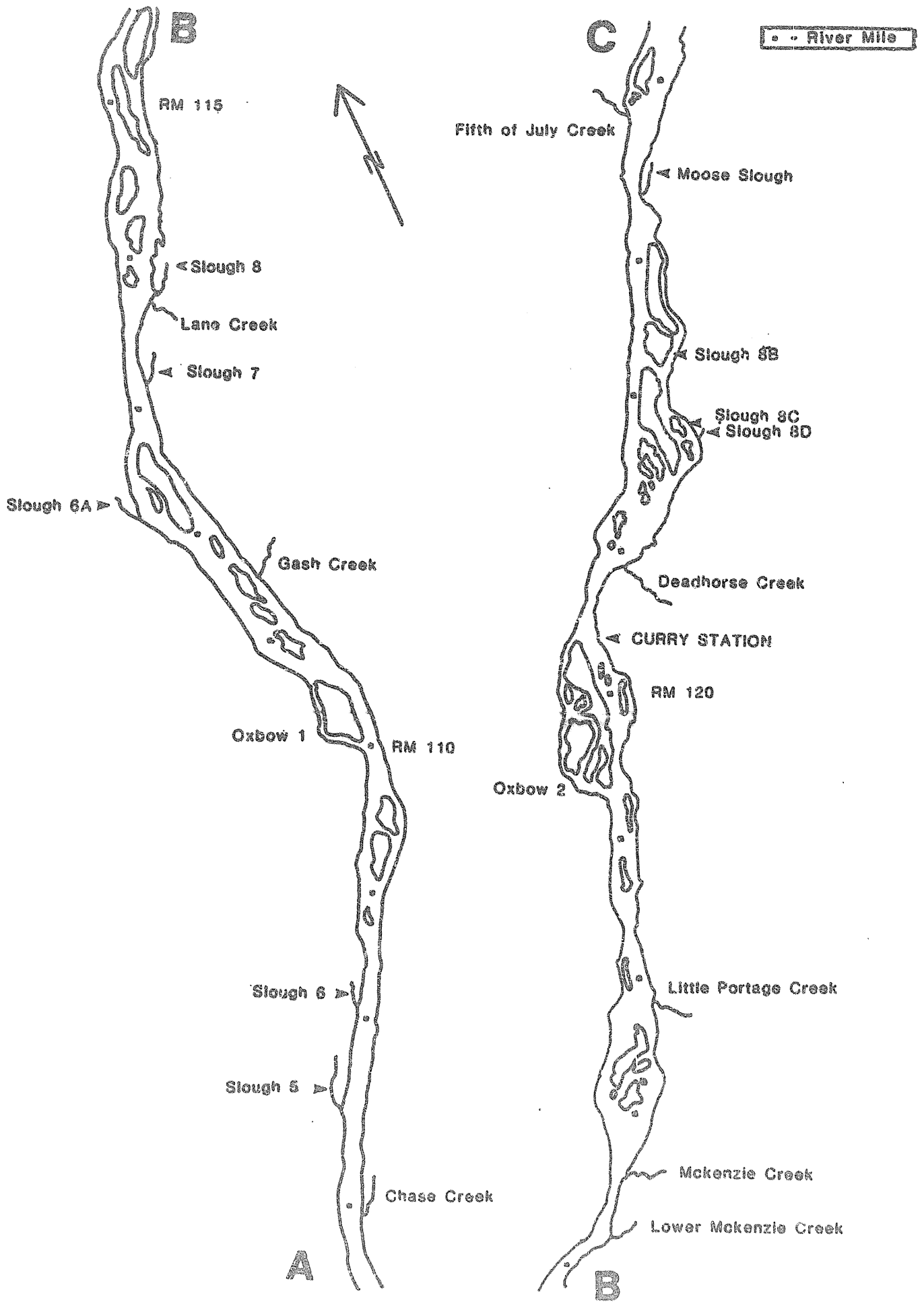
Age Class 4_1 Sockeye Salmon			
No. Eggs/Length		No. Eggs/Weight	
$3326.88 + 10.66 (x)$	$= y$	$995.78 + 0.64 (x)$	$= y$
Standard error of estimate	$= 274.44$	Standard error of estimate	$= 231.66$
Coefficient of		Coefficient of	
determination (r^2)	$= 0.74$	determination (r^2)	$= 0.82$
Correlation coefficient (r)	$= 0.86$	Correlation coefficient (r)	$= 0.90$
Sample size	$= 16$	Sample size	$= 16$
Age Class 5_1 Sockeye Salmon			
No. Eggs/Length		No. Eggs/Weight	
$1344.94 + 7.12 (x)$	$= y$	$1766.14 + 0.38 (x)$	$= y$
Standard error of estimate	$= 210.05$	Standard error of estimate	$= 213.36$
Coefficient of		Coefficient of	
determination (r^2)	$= 0.72$	determination (r^2)	$= 0.71$
Correlation coefficient (r)	$= 0.85$	Correlation coefficient (r)	$= 0.84$
Sample size	$= 11$	Sample size	$= 11$

APPENDIX 2-G

1. SLOUGH AND STREAM LOCATIONS FROM RM 98.6 TO 161.2
2. OBSERVATION LIFE SLOUGHS WITH HABITAT ZONES DEFINED
3. MAINSTEM SUSITNA RIVER SPAWNING SITE MAPS
4. MAINSTEM SUSITNA RIVER SPAWNING SITE TABLE
5. ESCAPEMENT SURVEYS OF SLOUGHS AND STREAMS
6. TAGGED/UNTAGGED RATIOS FROM SPAWNING GROUND SURVEYS

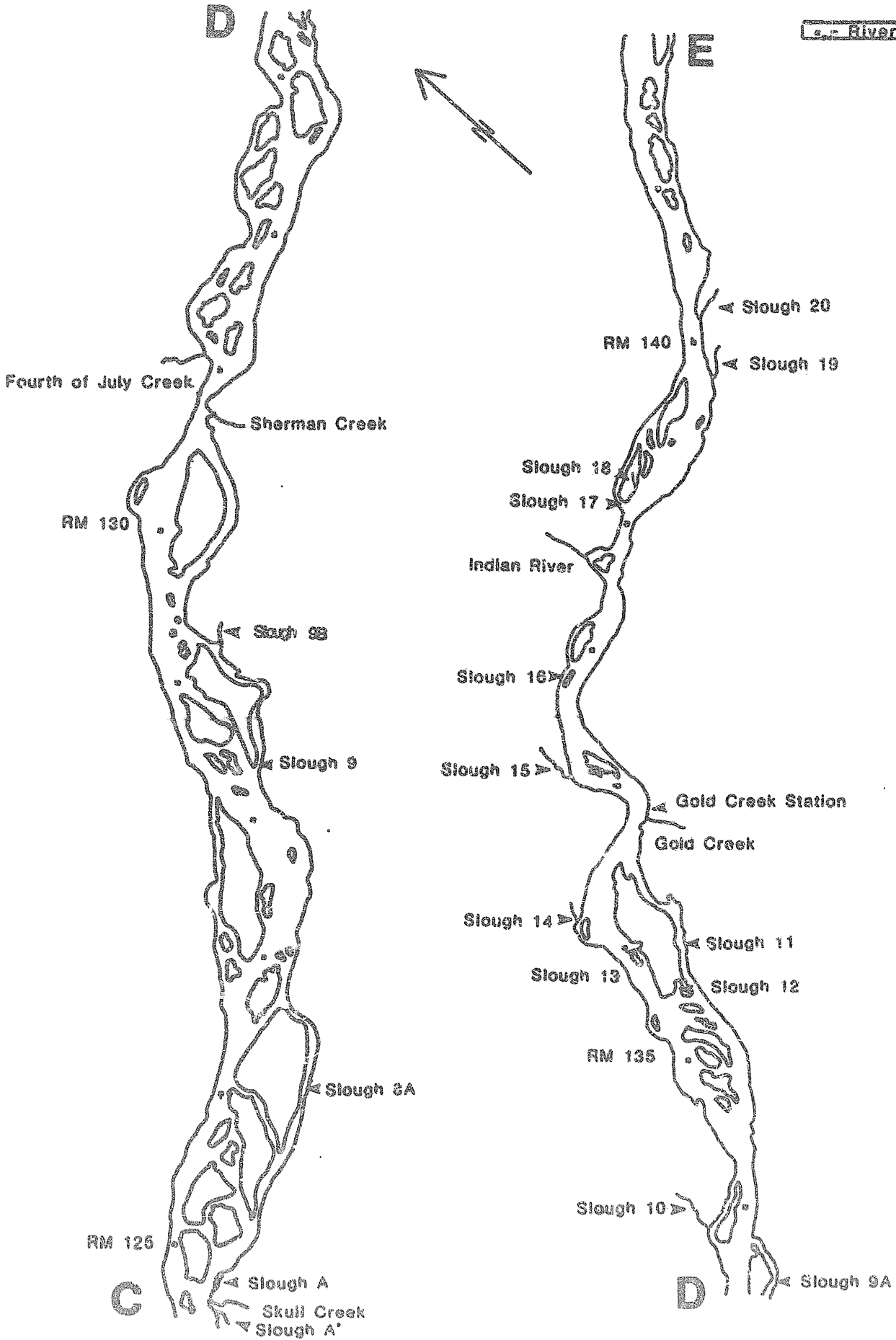


Appendix Figure 2-G-1. Slough locations and primary tributary streams of the Susitna River from the confluence of the Talkeetna and Chulitna rivers to Upper Devil Canyon, Adult Anadromous Investigations, Su Hydro Studies, 1983.



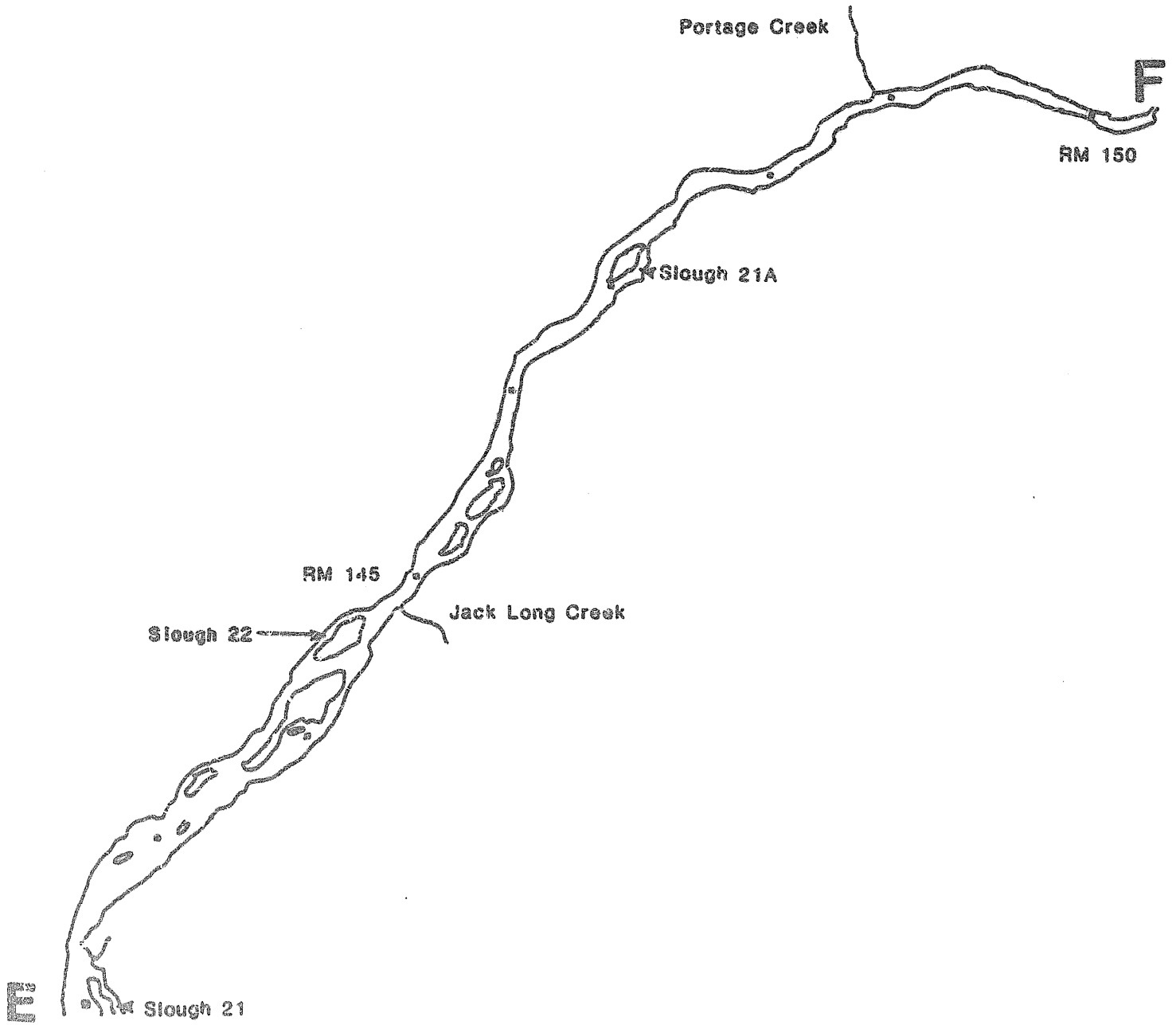
Appendix Figure 2-G-1. Continued.

← - River Mile

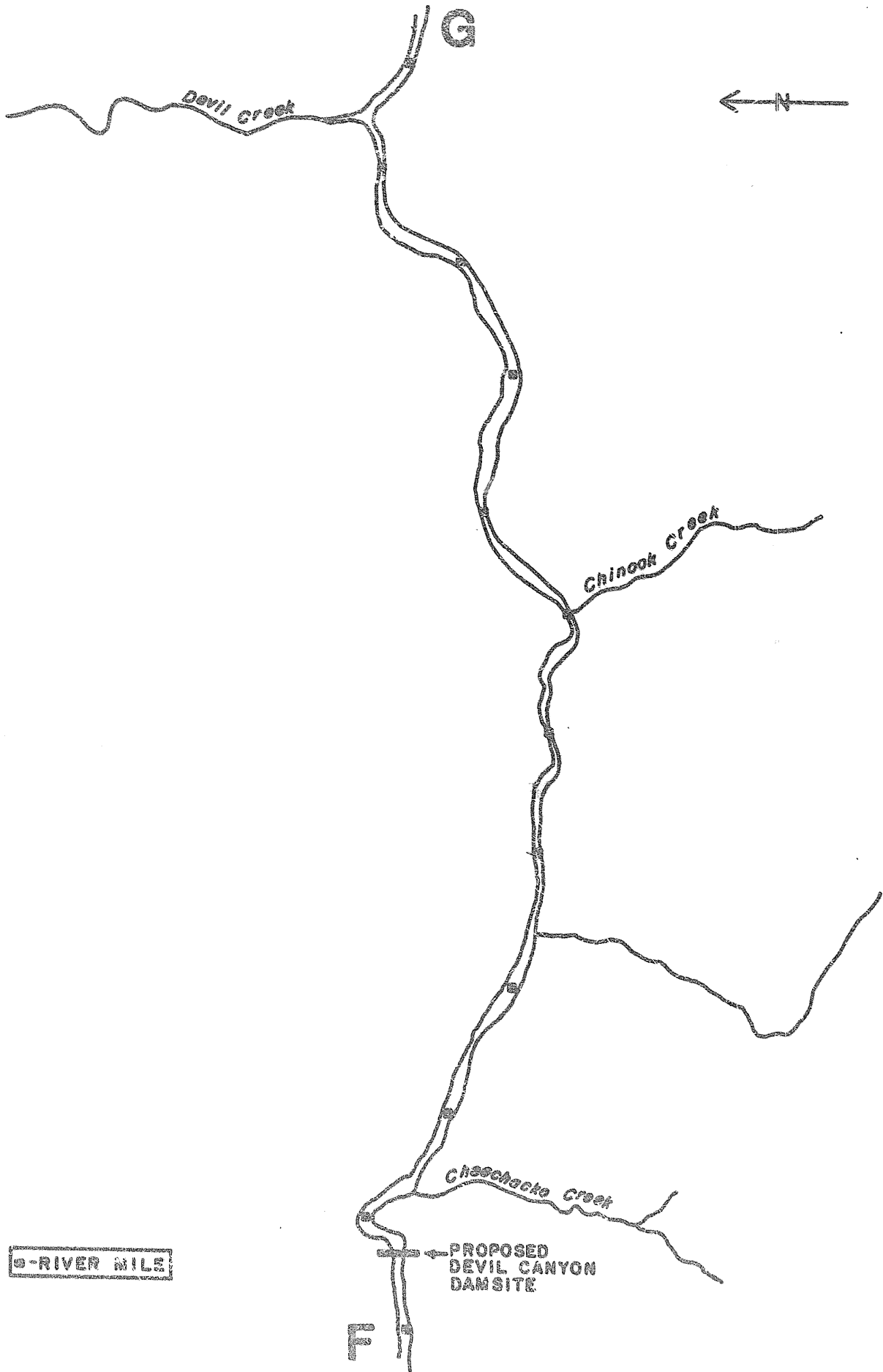


Appendix Figure 2-B-1. Continued.

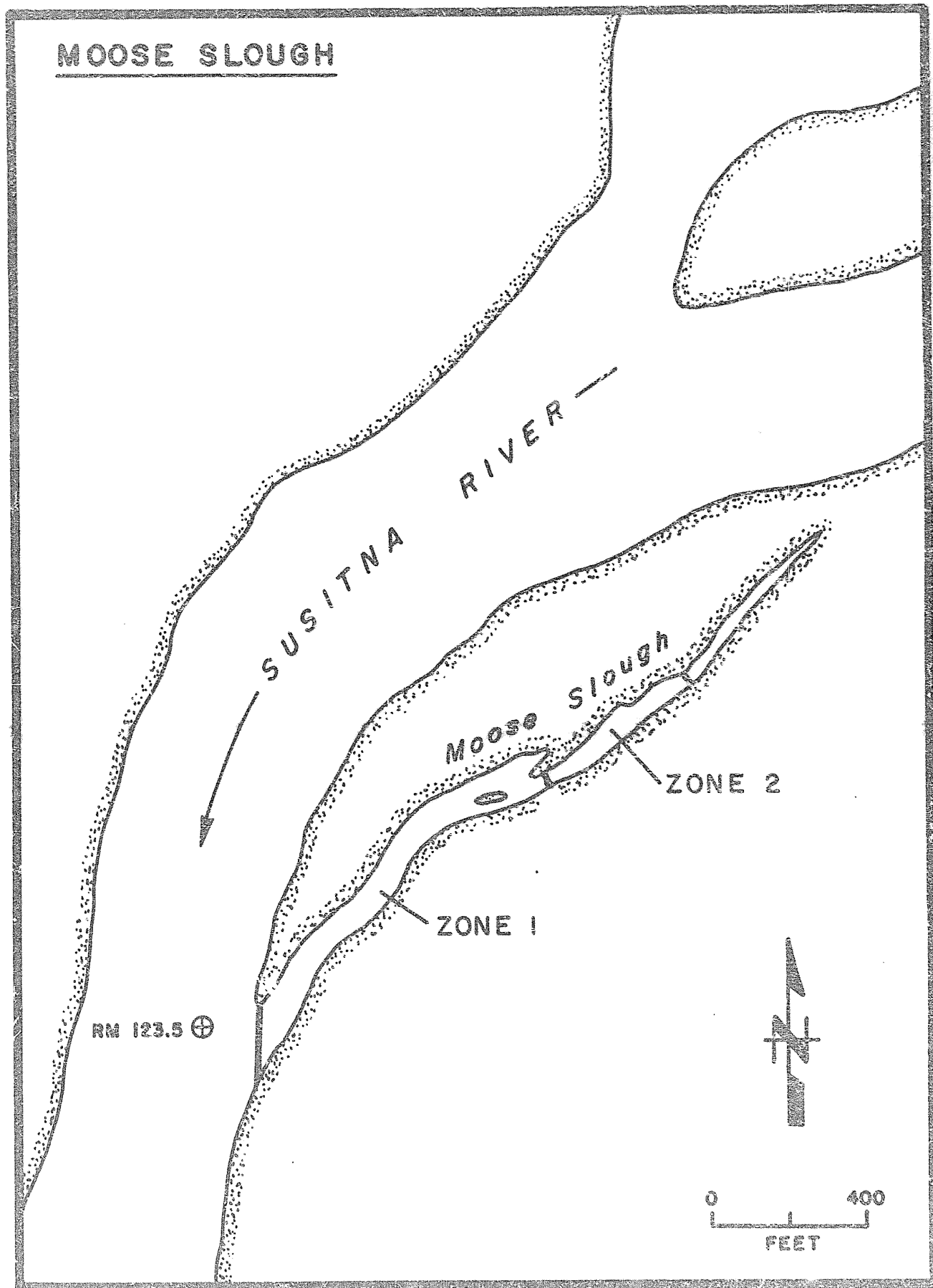
• - River Mile



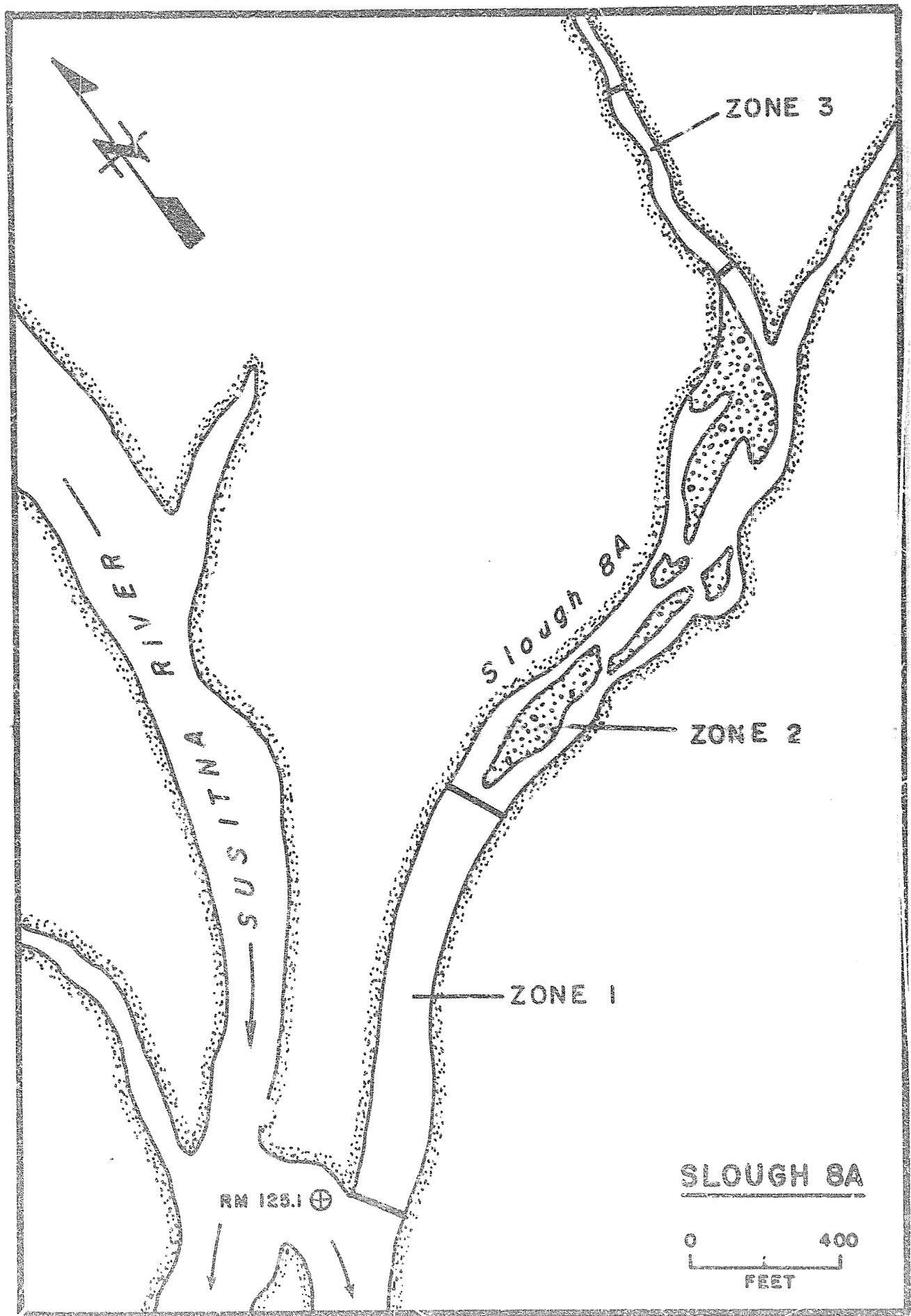
Appendix Figure 2-6-1. Continued.



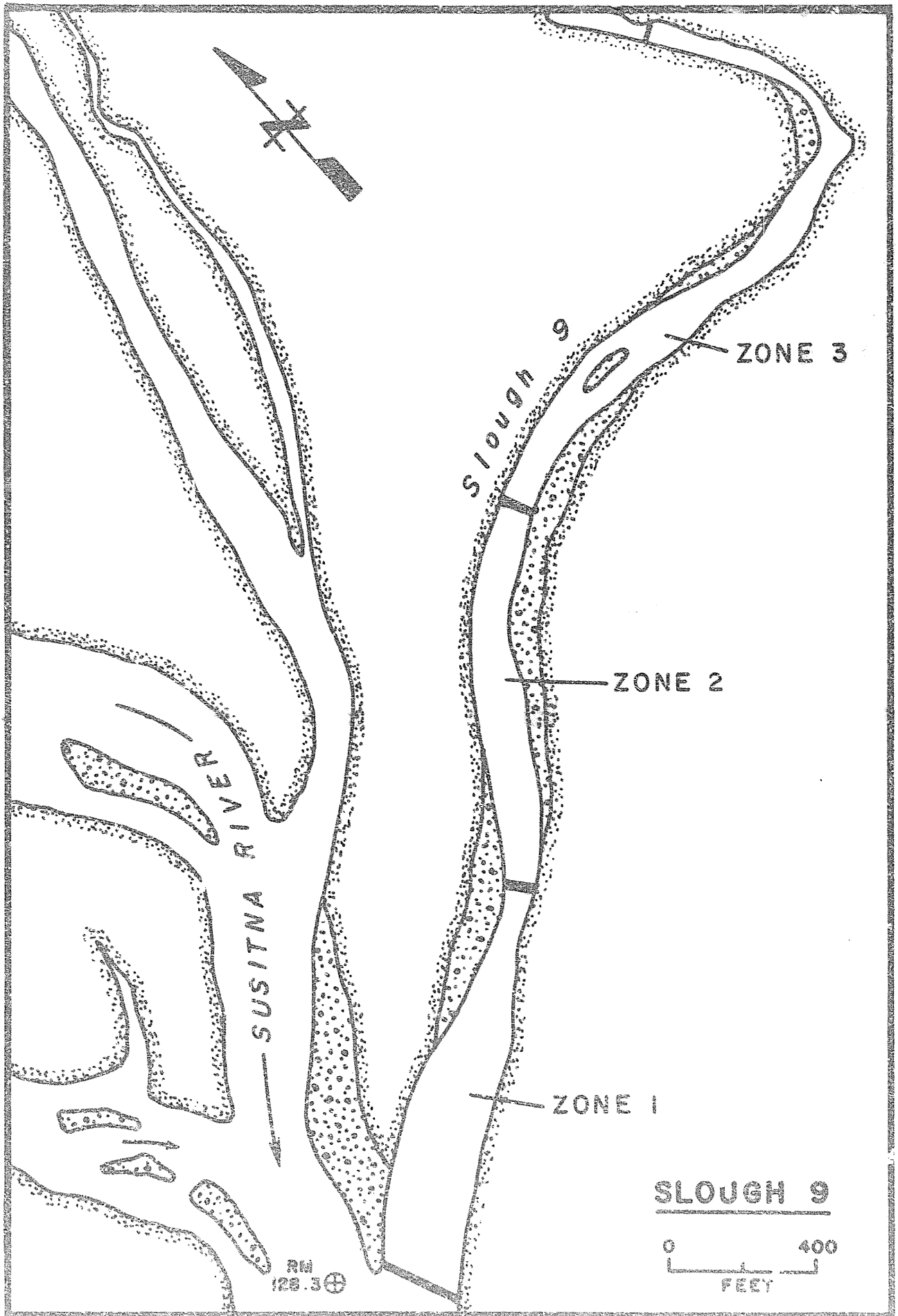
Appendix Figure 2-G-1. Continued.



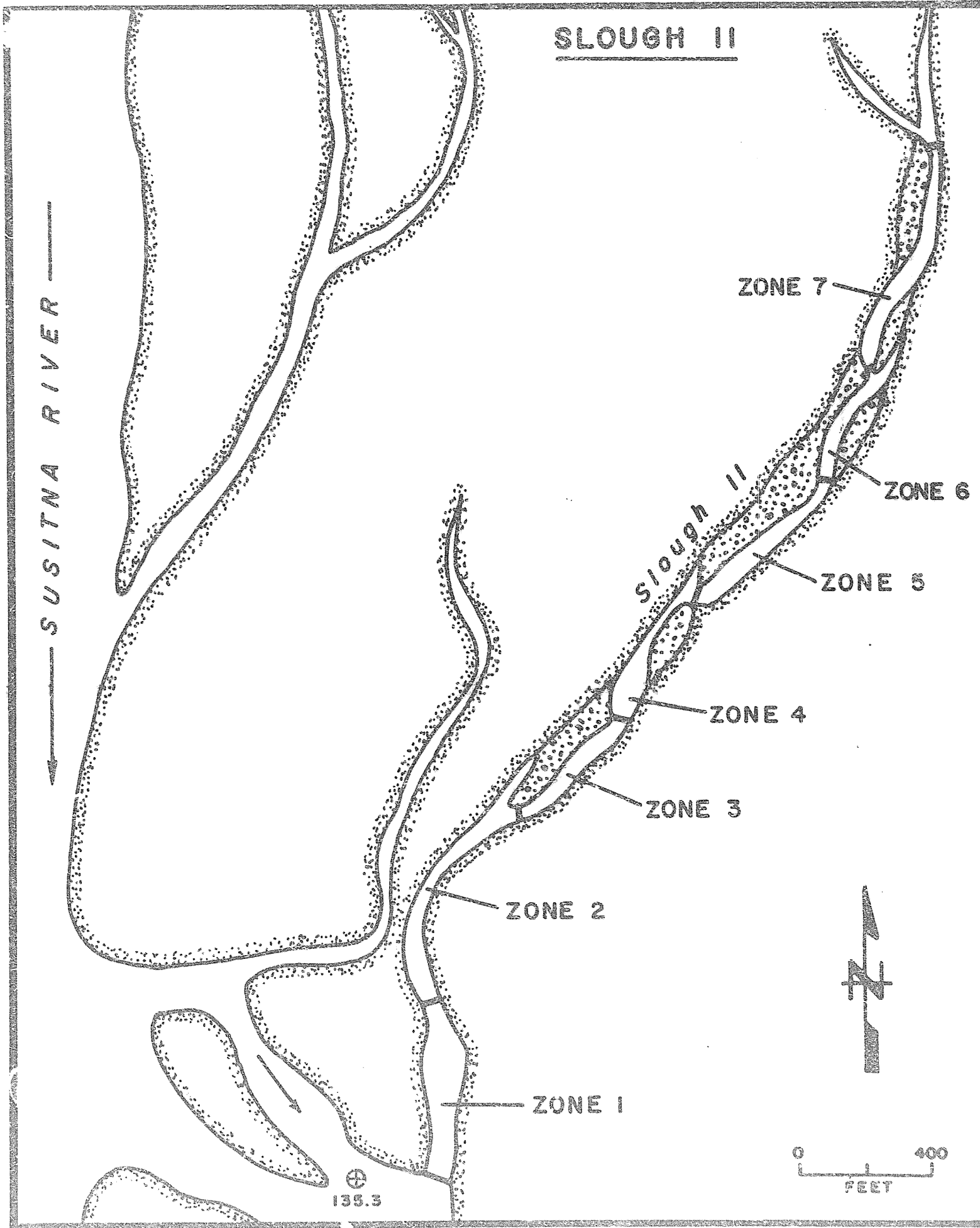
Appendix Figure 2-G-2. Moose Slough map with habitat locations defined, Adult Anadromous Investigations, Su Hydro Studies, 1983.



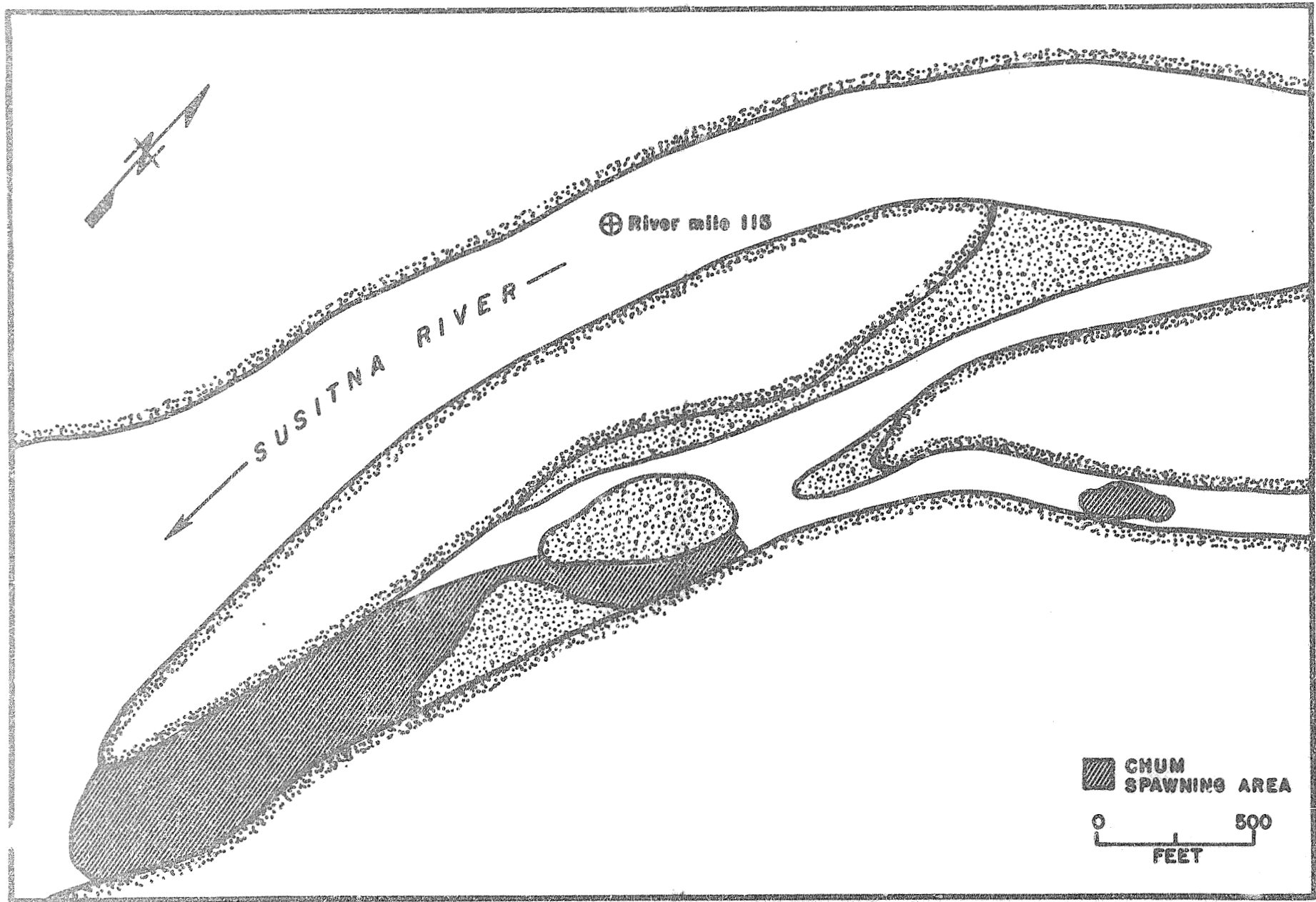
Appendix Figure 2-G-3. Slough 8A map with habitat locations defined, Adult Anadromous Investigations, Su Hydro Studies, 1983.



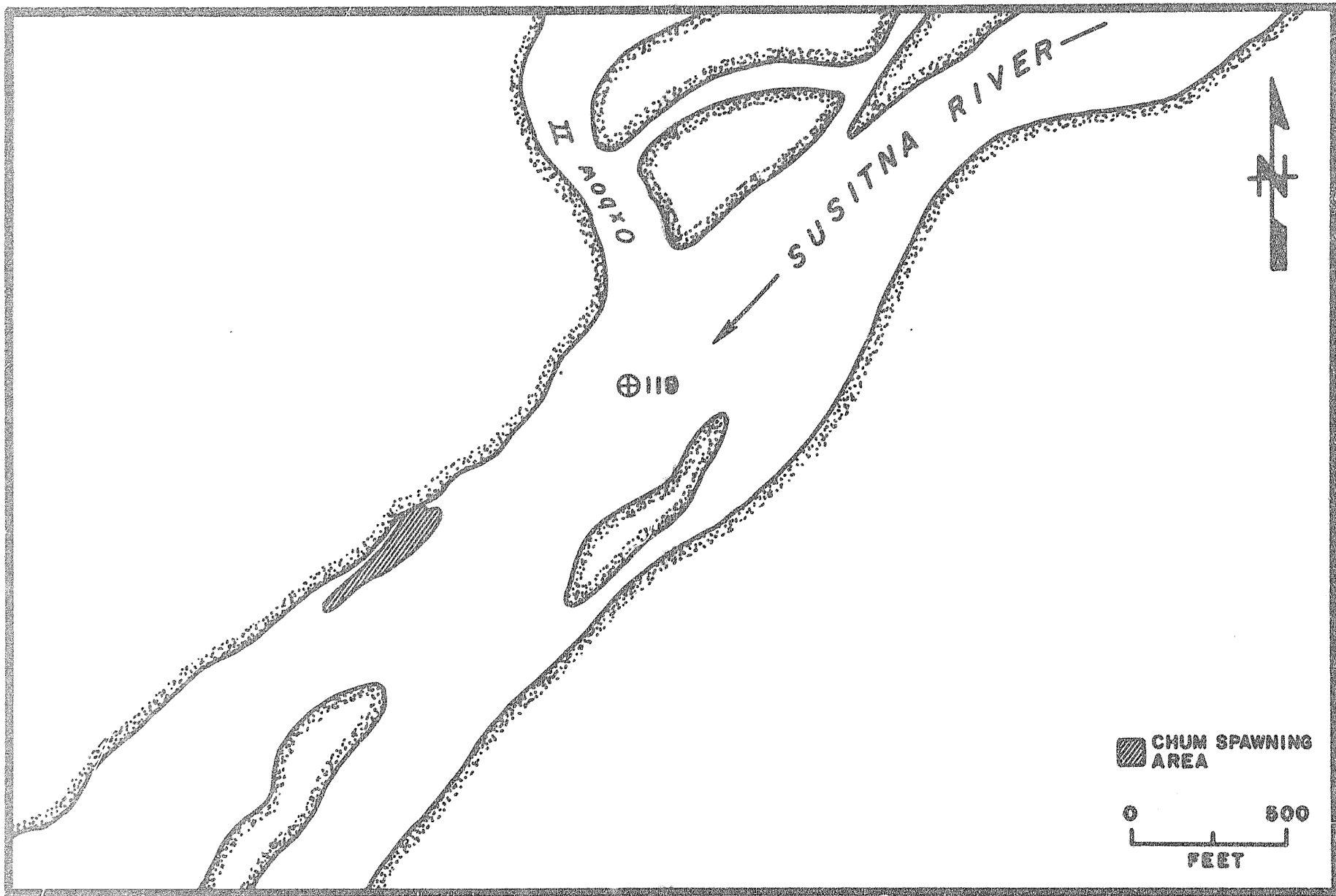
Appendix Figure 2-G-4. Slough 9 map with habitat locations defined, Adult Anadromous Investigations, Su Hydro Studies, 1983.



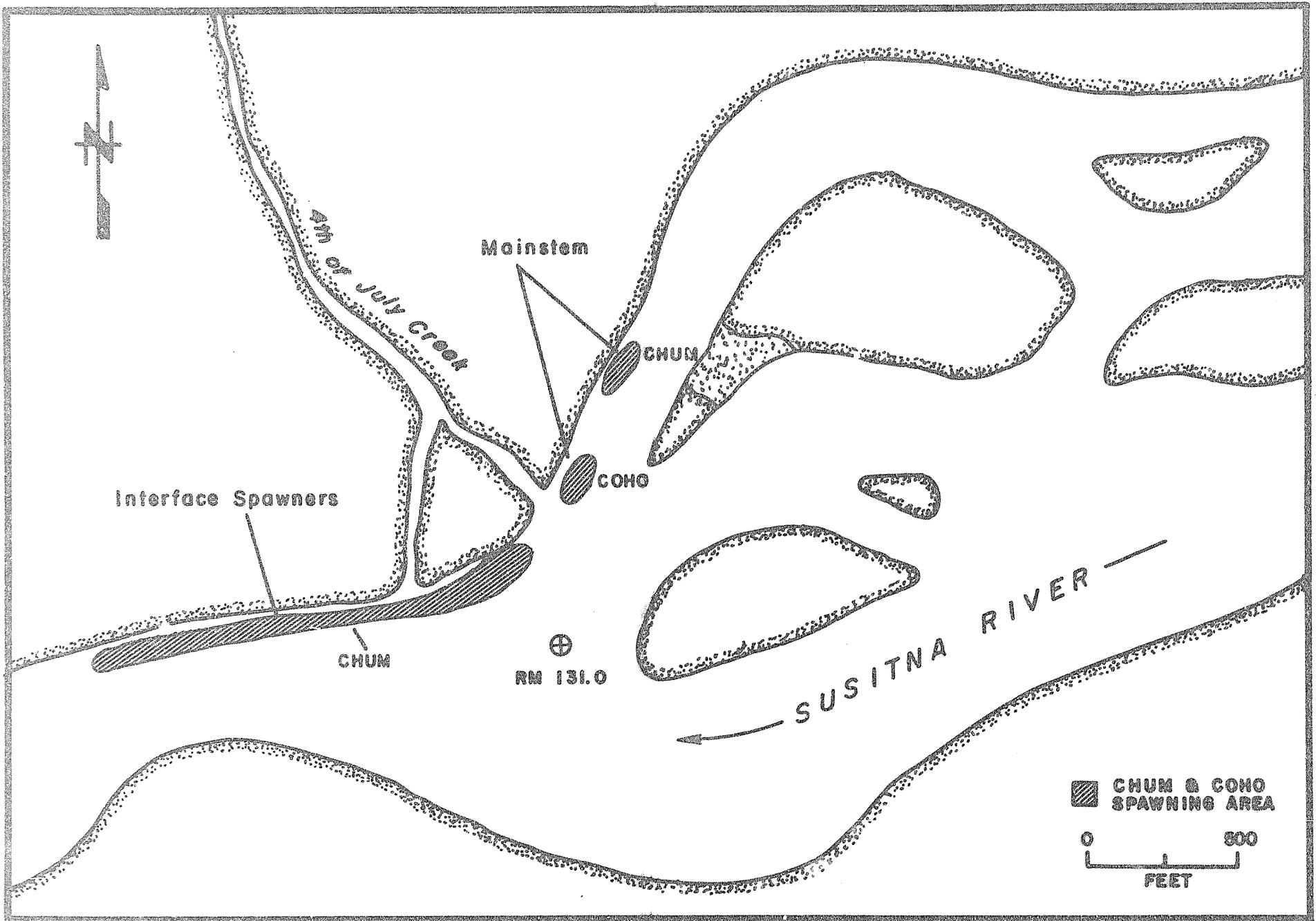
Appendix Figure 2-G-5. Slough 11 map with habitat locations defined, Adult Anadromous Investigations, Su Hydro Studies, 1983.



Appendix Figure 2-G-6. Mainstem Susitna River chum salmon spawning areas at RM 115.0 approximately, Adult Anadromous Investigations, Su Hydro Studies, 1983.

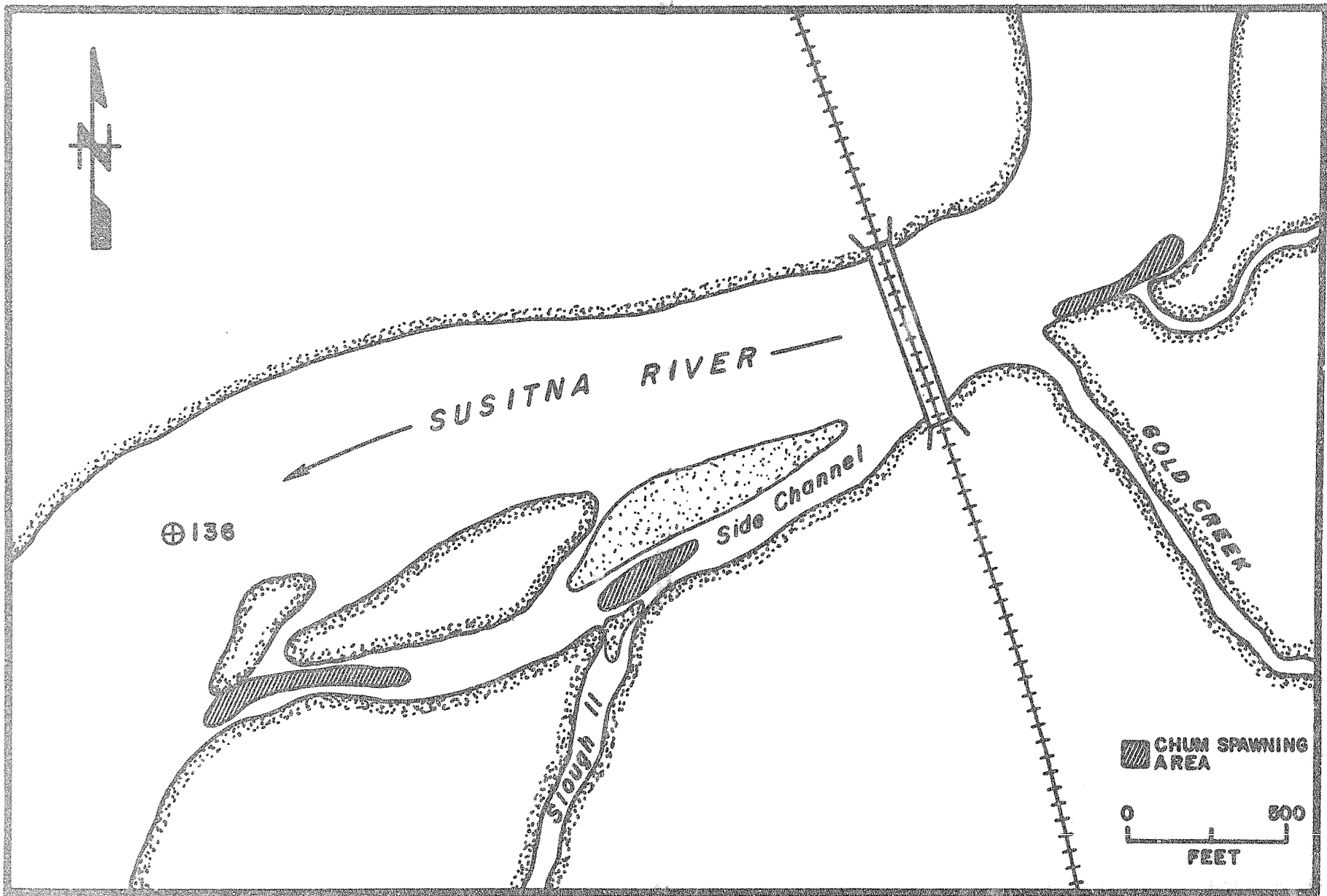


Appendix Figure 2-G-7. Mainstem Susitna River chum salmon spawning area at RM 119.0 approximately, Adult Anadromous Investigations, Su Hydro Studies, 1983.

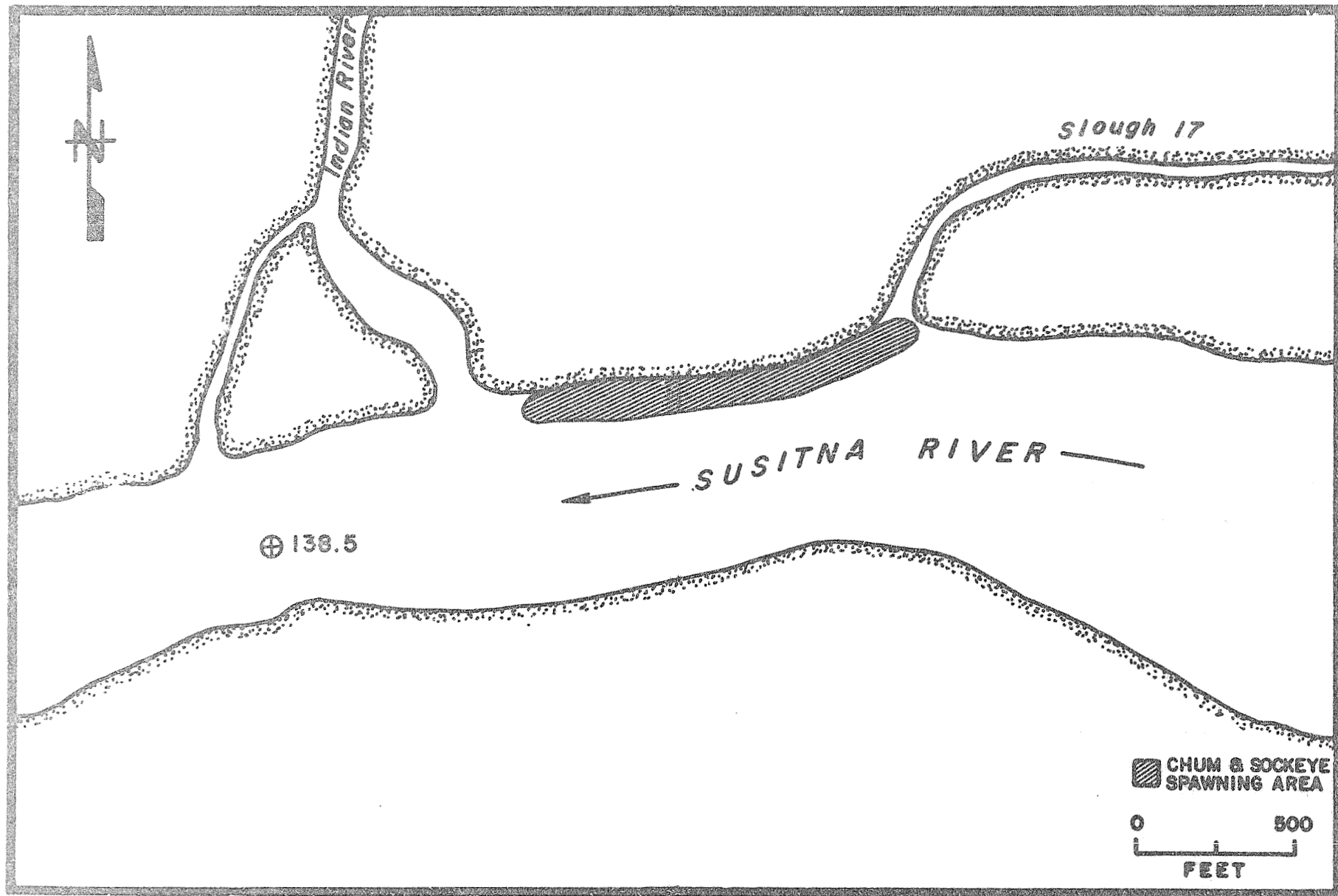


Appendix Figure 2-G-8. Mainstem Susitna River chum and coho salmon spawning areas at RM 131.1 approximately, Adult Anadromous Investigations, Su Hydro Studies, 1983.

6119



Appendix Figure 2-G-9. Mainstem Susitna River chum salmon spawning areas at RM 136.1 and 136.8 approximately, Adult Anadromous Investigations, Su Hydro Studies, 1983.



Appendix Figure 2-G-10. Mainstem Susitna River chum and sockeye salmon spawning areas at RM 138.6 to 138.9 approximately, Adult Anadromous Investigations, Su Hydro Studies, 1983.

Appendix Table 2-G-1. Mainstem Susitna River salmon spawning locations and survey results, Adult Anadromous Investigations, Su Hydro Studies, 1983.

Location		Survey								Remarks
River Mile	Legal	Date	Method	Distance	No. Caught/Observed					
					Chinook	Sockeye	Pink	Chum	Coho	
115.0	S07N28W04BCB	9/12	Visual	300 yards	0	0	0	20	0	Low mainstem flows exposed chum salmon.
119.0	S16N29W04CDD	9/19	Visual	1/8 mile	0	0	0	17	0	Chum observed spawning over redds in mainstem water. Low turbidity and water flow allowed high visibility of mainstem water.
131.1	S03N03W03DAB	10/1	Visual	200 yards	0	0	0	4	2	Spawning occurred 150 yards upstream of Fourth of July Creek. Fish holding over redds.
136.1	S20N31W02BBD	9/9	Visual	50 yards	0	0	0	110	0	This mainstem side channel is described as mainstem side channel zone III of Slough 11.
		9/17	Visual	50 yards	0	0	0	67	0	Spawning in a 50 yard long pool.
136.8	S20N31W02BAA	9/9	Visual	100 yards	0	0	0	12	0	Chum were spawning along bank upstream from the mouth of Gold Creek - freshly morted chum salmon carcass found on the same bank.
138.6 to 138.9	S09N31W02DCB	9/15	Visual	1/4 mile	0	11	0	56	0	Chum and sockeye observed spawning along river bank upstream of the mouth of Indian River and Slough 17. Low mainstem water flow and low turbidity allowed for high visibility at the time of sighting.
						11		2/6	2	

A 1 2

Appendix Table 2-G-2. Escapement survey counts of Susitna River sloughs between Chulitna River and Lower Devil Canyon, Adult Anadromous Investigations, Su Hydro Studies, 1983.

Slough	River Mile	Date	Survey Conditions	Percent Surveyed	Adult Salmon Enumerated																
					Chinook			Sockeye			Pink			Chum			Coho				
					Live	Dead	Total	Live	Dead	Total	Live	Dead	Total	Live	Dead	Total	Live	Dead	Total		
Slough 1	99.6	7/27	Poor	100	0	0	0	0	0	0	0	0	0	0	0	0	0	0	0	0	
		8/07	Poor	100	0	0	0	0	0	0	0	0	0	0	0	0	0	0	0	0	0
		8/15	Poor	100	0	0	0	0	0	0	0	0	0	0	0	0	0	0	0	0	0
		8/22	Excellent	100	0	0	0	0	0	0	0	0	0	0	0	0	0	0	0	0	0
		8/29	Excellent	60	0	0	0	0	0	0	0	0	0	0	0	0	0	0	0	0	0
		9/05	Excellent	100	0	0	0	0	0	0	0	0	0	0	0	0	0	0	0	0	0
		9/12	Excellent	100	0	0	0	0	0	0	0	0	0	0	0	0	0	0	0	0	0
		9/19	Excellent	100	0	0	0	5	0	0	0	0	0	0	0	0	0	0	0	0	0
		10/1	Excellent	100	0	0	0	0	0	0	0	0	0	0	0	0	0	0	0	0	0
		10/8	Excellent	100	0	0	0	0	0	0	0	0	0	0	0	0	0	0	0	0	0
Slough 2	100.2	7/27	Poor	100	0	0	0	0	0	0	0	0	0	0	0	0	0	0	0	0	
		8/07	Poor	100	0	0	0	0	0	0	0	0	0	0	0	0	0	0	0	0	0
		8/15	Poor	100	0	0	0	0	0	0	0	0	0	0	0	0	0	0	0	0	0
		8/22	Poor	100	0	0	0	0	0	0	0	0	0	0	0	0	0	0	0	0	0
		8/29	Excellent	20	0	0	0	0	0	0	0	0	0	10	0	10	0	0	0	0	0
		9/05	Excellent	100	0	0	0	0	0	0	0	0	21	2	23	0	0	0	0	0	
		9/12	Excellent	100	0	0	0	0	0	0	0	0	37	12	49	0	0	0	0	0	
		9/19	Good	80	0	0	0	0	0	0	0	0	19	2	21	0	0	0	0	0	
		10/1	Excellent	100	0	0	0	0	0	0	0	0	0	0	0	0	0	0	0	0	0
		10/8	Excellent	100	0	0	0	0	0	0	0	0	0	0	0	0	0	0	0	0	0
Slough 3B	101.4	7/27	Poor	100	0	0	0	0	0	0	0	0	0	0	0	0	0	0	0	0	
		8/04	Poor	100	0	0	0	0	0	0	0	0	1	0	1	0	0	0	0	0	
		8/12	Poor	100	0	0	0	0	0	0	0	0	0	0	0	0	0	0	0	0	
		8/26	Poor	100	0	0	0	0	0	0	0	0	3	0	3	0	0	0	0	0	
		9/05	Excellent	100	0	0	0	1	0	1	0	0	0	0	0	0	0	0	0	0	
		9/19	Excellent	100	0	0	0	5	0	5	0	0	0	0	0	0	0	0	0	0	
		10/1	Excellent	100	0	0	0	0	0	0	0	0	0	0	0	0	0	0	0	0	
		10/8	Excellent	100	0	0	0	1	0	1	0	0	0	0	0	0	0	0	0	0	
Slough 3A	101.9	7/15	Excellent	100	0	0	0	0	0	0	0	0	0	0	0	0	0	0	0	0	
		7/27	Poor	100	0	0	0	0	0	0	0	0	0	0	0	0	0	0	0	0	
		8/04	Poor	100	0	0	0	0	0	0	0	0	0	0	0	0	0	0	0	0	
		8/12	Poor	100	0	0	0	0	0	0	0	0	0	0	0	0	0	0	0	0	
		8/26	Poor	100	0	0	0	0	0	0	0	0	0	0	0	0	0	0	0	0	
		9/05	Excellent	100	0	0	0	0	0	0	0	0	0	0	0	0	0	0	0	0	
		9/19	Excellent	100	0	0	0	0	0	0	0	0	0	0	0	0	0	0	0	0	
		10/1	Excellent	100	0	0	0	0	0	0	0	0	0	0	0	0	0	0	0	0	
		10/8	Excellent	100	0	0	0	0	0	0	0	0	0	0	0	0	0	0	0	0	

A 122

Appendix Table 2-G-2. Continued.

Slough	River Mile	Date	Survey Conditions	Percent Surveyed	Adult Salmon Enumerated																
					Chinook			Sockeye			Pink			Chum			Cono				
					Live	Dead	Total	Live	Dead	Total	Live	Dead	Total	Live	Dead	Total	Live	Dead	Total		
Slough 4	105.2	8/07	Poor	100	0	0	0	0	0	0	0	0	0	0	0	0	0	0	0	0	
		8/15	Excellent	100	0	0	0	0	0	0	0	0	0	0	0	0	0	0	0	0	0
		8/22	Good	100	0	0	0	0	0	0	0	0	0	0	0	0	0	0	0	0	0
		8/29	Excellent	100	0	0	0	0	0	0	0	0	0	0	0	0	0	0	0	0	0
		9/05	Excellent	100	0	0	0	0	0	0	0	0	0	0	0	0	0	0	0	0	0
		9/12	Excellent	100	0	0	0	0	0	0	0	0	0	0	0	0	0	0	0	0	0
		9/19	Excellent	100	0	0	0	0	0	0	0	0	0	0	0	0	0	0	0	0	0
		10/1	Excellent	100	0	0	0	0	0	0	0	0	0	0	0	0	0	0	0	0	0
10/8	Excellent	100	0	0	0	0	0	0	0	0	0	0	0	0	0	0	0	0	0		
Slough 5	107.6	7/27	Poor	100	0	0	0	0	0	0	0	0	0	0	0	0	0	0	0	0	
		8/07	Poor	100	0	0	0	0	0	0	0	0	0	0	0	0	0	0	0	0	0
		8/15	Poor	100	0	0	0	0	0	0	0	0	0	1	0	1	0	0	0	0	0
		8/22	Poor	100	0	0	0	0	0	0	0	0	0	0	0	0	0	0	0	0	0
		8/29	Poor	100	0	0	0	0	0	0	0	0	0	0	0	0	0	0	0	0	0
		9/05	Good	100	0	0	0	0	0	0	0	0	0	0	0	0	0	0	0	0	0
		9/12	Excellent	100	0	0	0	0	0	0	0	0	0	0	0	0	0	0	0	0	0
		9/19	Excellent	100	0	0	0	0	0	0	0	0	0	0	0	0	0	0	0	0	0
		10/1	Excellent	100	0	0	0	0	0	0	0	0	0	0	0	0	0	0	0	0	0
		10/8	Excellent	100	0	0	0	0	0	0	0	0	0	0	0	0	0	0	0	0	0
Slough 6	108.2	7/27	Poor	100	0	0	0	0	0	0	0	0	0	0	0	0	0	0	0	0	
		8/07	Poor	100	0	0	0	0	0	0	0	0	0	0	0	0	0	0	0	0	0
		8/15	Good	100	0	0	0	0	0	0	0	0	0	0	0	0	0	0	0	0	0
		8/22	Poor	100	0	0	0	0	0	0	0	0	0	0	0	0	0	0	0	0	0
		8/29	Poor	100	0	0	0	0	0	0	0	0	0	0	0	0	0	0	0	0	0
		9/05	Good	100	0	0	0	0	0	0	0	0	0	0	0	0	0	0	0	0	0
		9/12	Good	100	0	0	0	0	0	0	0	0	0	0	0	0	0	0	0	0	0
		9/19	Excellent	100	0	0	0	0	0	0	0	0	0	0	0	0	0	0	0	0	0
		10/1	Excellent	100	0	0	0	0	0	0	0	0	0	0	0	0	0	0	0	0	0
		10/8	Excellent	100	0	0	0	0	0	0	0	0	0	0	0	0	0	0	0	0	0
Slough 6A	112.3	7/26	Poor	100	0	0	0	0	0	0	0	0	0	0	0	0	0	0	0	0	
		8/05	Poor	100	0	0	0	0	0	0	0	0	0	0	0	0	0	0	0	0	
		8/15	Poor	100	0	0	0	0	0	0	0	0	0	0	0	0	0	2	0	2	
		8/22	Excellent	100	0	0	0	0	0	0	0	0	0	0	0	0	0	0	0	0	
		8/29	Poor	100	0	0	0	0	0	0	0	0	0	0	0	0	0	0	0	0	
		9/05	Good	100	0	0	0	0	0	0	0	0	0	6	0	6	0	0	0		

Appendix Table 2-G-2. Continued.

Slough	River Mile	Date	Survey Conditions	Percent Surveyed	Adult Salmon Enumerated														
					Chinook			Sockeye			Pink			Chum			Coho		
					Live	Dead	Total	Live	Dead	Total	Live	Dead	Total	Live	Dead	Total	Live	Dead	Total
Slough 6A (Continued)	112.3	9/12	Excellent	100	0	0	0	0	0	0	0	0	0	0	0	0	0	0	0
		9/19	Excellent	100	0	0	0	0	0	0	0	0	0	0	0	0	0	0	0
		10/1	Excellent	100	0	0	0	0	0	0	0	0	0	0	0	0	0	0	0
		10/8	Excellent	100	0	0	0	0	0	0	0	0	0	0	0	0	0	0	0
Slough 7	113.2	8/22	Excellent	100	0	0	0	0	0	0	0	0	0	0	0	0	0	0	0
		8/29	Excellent	100	0	0	0	0	0	0	0	0	0	0	0	0	0	0	0
		9/05	Excellent	100	0	0	0	0	0	0	0	0	0	0	0	0	0	0	0
		9/12	Excellent	100	0	0	0	0	0	0	0	0	0	0	0	0	0	0	0
		9/19	Excellent	100	0	0	0	0	0	0	0	0	0	0	0	0	0	0	0
		10/1	Excellent	100	0	0	0	0	0	0	0	0	0	0	0	0	0	0	0
		10/8	Excellent	100	0	0	0	0	0	0	0	0	0	0	0	0	0	0	0
Slough 8	113.7	8/05	Excellent	100	0	0	0	0	0	0	0	0	0	0	0	0	0	0	0
		8/15	Excellent	100	0	0	0	0	0	0	0	0	0	0	0	0	0	0	0
		8/22	Excellent	100	0	0	0	0	0	0	0	0	0	0	0	0	0	0	0
		8/29	Excellent	100	0	0	0	0	0	0	0	0	0	0	0	0	0	0	0
		9/05	Excellent	100	0	0	0	0	0	0	0	0	0	0	0	0	0	0	0
		9/12	Excellent	100	0	0	0	0	0	0	0	0	0	0	0	0	0	0	0
		9/18	Excellent	100	0	0	0	0	0	0	0	0	0	0	0	0	0	0	0
		10/1	Excellent	100	0	0	0	0	0	0	0	0	0	0	0	0	0	0	0
		10/8	Excellent	100	0	0	0	0	0	0	0	0	0	0	0	0	0	0	0
Slough 8D	121.8	7/26	Good	100	0	0	0	0	0	0	0	0	0	0	0	0	0	0	0
		8/03	Poor	100	0	0	0	0	0	0	0	0	1	0	1	0	0	0	0
		8/12	Fair	100	0	0	0	0	0	0	0	0	0	0	0	0	0	0	0
		8/18	Good	100	0	0	0	0	0	0	0	0	0	0	0	0	0	0	0
		8/25	Poor	100	0	0	0	0	0	0	0	0	0	0	0	0	0	0	0
		9/01	Good	100	0	0	0	0	0	0	0	0	0	0	0	0	0	0	0
		9/09	Good	100	0	0	0	0	0	0	0	0	0	0	0	0	0	0	0
		9/17	Good	100	0	0	0	0	0	0	0	0	0	0	0	0	0	0	0
		9/25	Poor	100	0	0	0	0	0	0	0	0	0	0	0	0	0	0	0
		10/1	Excellent	100	0	0	0	0	0	0	0	0	0	0	0	0	0	0	0
		10/8	Excellent	100	0	0	0	0	0	0	0	0	0	0	0	0	0	0	0
Slough 8C	121.9	7/26	Excellent	100	0	0	0	0	0	0	0	0	0	0	0	0	0	0	0
		8/03	Poor	100	0	0	0	0	0	0	0	0	0	0	0	0	0	0	0
		8/12	Poor	100	0	0	0	0	0	0	0	0	0	0	0	0	0	0	0
		8/18	Fair	100	0	0	0	0	0	0	0	0	0	0	0	0	0	0	0

A 1 2 4

Appendix Table 2-G-2. Continued.

Slough	River Mile	Date	Survey Conditions	Percent Surveyed	Adult Salmon Enumerated																		
					Chinook			Sockeye			Pink			Chum			Coho						
					Live	Dead	Total	Live	Dead	Total	Live	Dead	Total	Live	Dead	Total	Live	Dead	Total				
Slough 8C (Continued)	121.9	8/25	Poor	100	0	0	0	0	0	0	0	0	0	0	0	0	0	0	0	0	0		
		9/01	Poor	100	0	0	0	0	0	0	0	0	0	0	0	0	0	0	0	0	0	0	
		9/09	Good	100	0	0	0	0	0	0	6	0	0	2	2	4	0	0	0	0	0	0	
		9/17	Good	100	0	0	0	0	0	0	0	0	0	0	1	1	0	0	0	0	0	0	
		9/25	Good	100	0	0	0	0	0	0	0	0	0	0	0	0	0	0	0	0	0	0	
		10/1	Excellent	100	0	0	0	0	0	0	0	0	0	0	0	0	0	0	0	0	0	0	0
		10/8	Excellent	100	0	0	0	0	0	0	0	0	0	0	0	0	0	0	0	0	0	0	0
Slough 8B	122.2	7/26	Excellent	100	0	0	0	0	0	0	0	0	0	0	0	0	0	0	0	0	0	0	
		8/03	Poor	100	0	0	0	0	0	0	0	0	0	0	0	0	0	0	0	0	0	0	0
		8/12	Poor	100	0	0	0	0	0	0	0	0	0	0	0	0	0	0	0	0	0	0	0
		8/18	Poor	100	0	0	0	0	0	0	0	0	0	0	0	0	0	0	0	0	0	0	0
		8/25	Poor	100	0	0	0	0	0	0	0	0	0	0	0	0	0	0	0	0	0	0	0
		9/01	Poor	100	0	0	0	0	0	0	0	0	0	0	1	1	0	0	0	0	0	0	0
		9/09	Good	100	0	0	0	0	0	0	0	0	0	104	0	104	0	0	0	0	0	0	0
		9/17	Good	100	0	0	0	0	0	0	0	0	0	93	0	93	0	0	0	0	0	0	0
		9/25	Good	100	0	0	0	0	0	0	0	0	0	19	0	19	0	0	0	0	0	0	0
		10/1	Excellent	100	0	0	0	0	0	0	0	0	0	15	5	20	0	0	0	0	0	0	0
		10/8	Excellent	100	0	0	0	0	0	0	0	0	0	3	0	3	0	0	0	0	0	0	0
Moose Slough	123.5	7/26	Excellent	100	0	0	0	0	0	0	0	0	0	0	0	0	0	0	0	0	0	0	
		8/05	Excellent	100	0	0	0	0	0	0	0	0	0	68	0	68	0	0	0	0	0	0	0
		8/13	Poor	100	0	0	0	0	0	0	0	0	0	0	0	0	0	0	0	0	0	0	0
		8/14	Poor	20	0	0	0	3	0	3	0	0	0	7	0	7	0	0	0	0	0	0	0
		8/15	Poor	100	0	0	0	0	0	0	0	0	0	0	0	0	0	0	0	0	0	0	0
		8/17	Poor	75	0	0	0	0	0	0	0	0	0	8	0	8	0	0	0	0	0	0	0
		8/18	Good	100	0	0	0	4	0	4	0	0	0	13	2	15	0	0	0	0	0	0	0
		8/20	Poor	100	0	0	0	0	0	0	0	0	0	0	0	0	0	0	0	0	0	0	0
		8/21	Good	100	0	0	0	2	0	2	0	0	0	17	0	17	0	0	0	0	0	0	0
		8/23	Good	100	0	0	0	6	0	6	0	0	0	32	1	33	0	0	0	0	0	0	0
		8/27	Poor	100	0	0	0	0	0	0	0	0	0	0	0	0	0	0	0	0	0	0	0
		8/30	Poor	100	0	0	0	7	0	7	0	0	0	24	6	30	0	0	0	0	0	0	0
		9/01	Poor	100	0	0	0	1	0	1	0	0	0	6	12	18	0	0	0	0	0	0	0
		9/02	Poor	100	0	0	0	2	0	2	0	0	0	4	8	12	0	0	0	0	0	0	0
		9/03	Poor	100	0	0	0	1	0	1	0	0	0	4	13	17	0	0	0	0	0	0	0
		9/05	Fair	100	0	0	0	13	0	13	0	0	0	8	11	19	0	0	0	0	0	0	0
		9/07	Excellent	100	0	0	0	19	0	19	0	0	0	5	7	12	0	0	0	0	0	0	0
		9/09	Excellent	100	0	0	0	21	1	22	0	0	0	6	9	15	0	0	0	0	0	0	0
9/11	Excellent	100	0	0	0	18	0	18	0	0	0	3	10	13	0	0	0	0	0	0	0		
9/18	Excellent	100	0	0	0	2	0	2	0	0	0	0	8	8	0	0	0	0	0	0	0		
10/1	Excellent	100	0	0	0	0	0	0	0	0	0	0	0	0	0	0	0	0	0	0	0		
10/8	Excellent	100	0	0	0	0	0	0	0	0	0	0	0	0	0	0	0	0	0	0	0		

A 125

Appendix Table 2-G-2. Continued.

Slough	River Mile	Date	Survey Conditions	Percent Surveyed	Adult Salmon Enumerated																
					Chinook			Sockeye			Pink			Chum			Coho				
					Live	Dead	Total	Live	Dead	Total	Live	Dead	Total	Live	Dead	Total	Live	Dead	Total		
Slough 8A (Continued)	125.4	8/21	Good	50	0	0	0	0	0	0	0	0	0	0	0	29	0	29	0	0	0
		8/23	Excellent	50	0	0	0	0	0	0	0	0	0	0	0	24	1	25	0	0	0
		8/27	Poor	100	0	0	0	0	0	0	0	0	0	0	0	0	0	0	0	0	0
		8/28	Fair	50	0	0	0	0	0	0	0	0	0	0	0	18	1	19	0	0	0
		8/30	Fair	100	0	0	0	32	0	32	0	0	0	0	0	34	3	37	0	0	0
		9/01	Good	50	0	0	0	30	0	30	0	0	0	0	0	28	6	34	0	0	0
		9/03	Excellent	100	0	0	0	36	0	36	0	0	0	0	0	32	4	36	0	0	0
		9/05	Excellent	50	0	0	0	53	1	54	0	0	0	0	0	16	3	19	0	0	0
		9/07	Excellent	100	0	0	0	41	1	42	0	0	0	0	0	14	7	21	0	0	0
		9/09	Excellent	50	0	0	0	56	1	57	0	0	0	0	0	8	10	18	0	0	0
		9/11	Excellent	100	0	0	0	63	3	66	0	0	0	0	0	7	4	11	0	0	0
		9/18	Excellent	100	0	0	0	53	3	56	0	0	0	0	0	1	1	2	0	0	0
		10/1	Excellent	100	0	0	0	25	3	28	0	0	0	0	0	1	0	1	0	0	0
10/8	Excellent	100	0	0	0	6	2	8	0	0	0	0	0	1	0	1	0	0	0		
Slough B	126.3	7/26	Excellent	100	0	0	0	0	0	0	0	0	0	0	0	0	0	0	0	0	0
		8/13	Poor	100	0	0	0	0	0	0	0	0	0	0	0	0	0	0	0	0	0
		8/20	Poor	100	0	0	0	0	0	0	0	0	0	0	0	0	0	0	0	0	0
		9/03	Poor	100	0	0	0	0	0	0	0	0	0	0	0	0	0	0	0	0	0
		9/11	Excellent	100	0	0	0	2	0	2	0	0	0	0	0	3	4	7	0	0	0
		9/18	Excellent	100	0	0	0	0	0	0	0	0	0	0	0	0	0	0	0	0	0
		10/1	Excellent	100	0	0	0	0	0	0	0	0	0	0	0	0	0	0	0	0	0
		10/8	Excellent	100	0	0	0	0	0	0	0	0	0	0	0	0	0	0	0	0	0
Slough 9	128.3	7/26	Excellent	100	0	0	0	0	0	0	0	0	0	0	0	0	0	0	0	0	0
		8/13	Poor	100	0	0	0	0	0	0	0	0	0	0	0	0	0	0	0	0	0
		8/18	Poor	50	0	0	0	0	0	0	0	0	0	0	0	5	0	5	0	0	0
		8/20	Excellent	100	0	0	0	0	0	0	0	0	0	0	0	49	2	51	0	0	0
		8/20	Good	100	0	0	0	0	0	0	0	0	0	0	0	50	0	50	0	0	0
		8/27	Poor	100	0	0	0	0	0	0	0	0	0	0	0	0	0	0	0	0	0
		9/03	Poor	100	0	0	0	0	0	0	0	0	0	0	0	0	0	0	0	0	0
		9/05	Good	100	0	0	0	0	0	0	0	0	0	0	0	121	31	152	0	0	0
		9/07	Excellent	100	0	0	0	2	0	2	0	0	0	0	0	116	46	162	0	0	0
		9/09	Excellent	100	0	0	0	0	0	0	0	0	0	0	0	120	36	156	0	0	0
		9/11	Excellent	100	0	0	0	1	0	1	0	0	0	0	0	105	64	169	0	0	0
		9/11	Excellent	100	0	0	0	1	0	1	0	0	0	0	0	91	76	167	0	0	0
		9/18	Excellent	100	0	0	0	0	0	0	0	0	0	0	0	40	125	165	0	0	0
10/1	Excellent	100	0	0	0	0	0	0	0	0	0	0	0	0	0	0	0	0	0		
10/8	Excellent	100	0	0	0	0	0	0	0	0	0	0	0	0	0	0	0	0	0		

A 127

Appendix Table 2-G-2. Continued.

Slough	River Mile	Date	Survey Conditions	Percent Surveyed	Adult Salmon Enumerated																
					Chinook			Sockeye			Pink			Crum			Coho				
					Live	Dead	Total	Live	Dead	Total	Live	Dead	Total	Live	Dead	Total	Live	Dead	Total		
Slough 9B	129.2	7/26	Poor	100	0	0	0	0	0	0	0	0	0	0	0	0	0	0	0		
		8/13	Excellent	100	0	0	0	0	0	0	0	0	0	0	0	0	0	0	0	0	
		8/20	Poor	100	0	0	0	0	0	0	0	0	0	0	0	0	0	0	0	0	
		8/27	Poor	100	0	0	0	0	0	0	0	0	0	0	0	0	0	0	0	0	
		9/03	Excellent	100	0	0	0	0	0	0	0	0	0	0	0	0	0	0	0	0	
		9/11	Excellent	100	0	0	0	0	0	0	0	0	0	0	0	0	0	0	0	0	0
		9/18	Excellent	100	0	0	0	0	0	0	0	0	0	0	0	0	0	0	0	0	0
		10/1	Poor	100	0	0	0	0	0	0	0	0	0	0	0	0	0	0	0	0	0
		10/8	Excellent	100	0	0	0	0	0	0	0	0	0	0	0	0	0	0	0	0	0
		Slough 9A	133.8	7/26	Poor	100	0	0	0	0	0	0	0	0	0	0	0	0	0	0	0
8/13	Excellent			100	0	0	0	0	0	0	0	0	0	0	0	0	0	0	0	0	0
8/20	Poor			100	0	0	0	0	0	0	0	0	0	0	0	0	0	0	0	0	0
8/27	Poor			100	0	0	0	0	0	0	0	0	0	0	0	0	0	0	0	0	0
9/03	Excellent			100	0	0	0	0	0	0	0	0	0	0	0	0	0	0	0	0	0
9/11	Excellent			100	0	0	0	1	0	1	0	0	0	93	4	97	0	0	0	0	0
9/18	Excellent			100	0	0	0	0	0	0	0	0	0	88	17	105	0	0	0	0	
10/1	Poor			100	0	0	0	0	0	0	0	0	0	0	0	0	0	0	0	0	0
10/8	Excellent			100	0	0	0	0	0	0	0	0	0	10	4	14	0	0	0	0	0
Slough 10	133.8			7/26	Excellent	100	0	0	0	0	0	0	0	0	0	0	0	0	0	0	0
		8/13	Excellent	100	0	0	0	0	0	0	0	0	0	0	0	0	0	0	0	0	0
		8/20	Excellent	100	0	0	0	0	0	0	0	0	0	0	0	0	0	0	0	0	0
		8/27	Excellent	100	0	0	0	0	0	0	0	0	0	0	0	0	0	0	0	0	0
		9/03	Excellent	100	0	0	0	0	0	0	0	0	0	0	0	0	0	0	0	0	0
		9/11	Excellent	100	0	0	0	0	0	0	0	0	0	0	0	0	0	0	0	0	0
		9/18	Excellent	100	0	0	0	0	0	0	0	0	0	0	0	0	0	0	0	0	0
		10/1	Excellent	100	0	0	0	1	0	1	0	0	0	1	0	1	0	0	0	0	0
		10/11	Excellent	100	0	0	0	0	0	0	0	0	0	1	0	1	0	0	0	0	0
11 Mainstem Zone 3	135.2	9/09	Excellent	100	0	0	0	0	0	0	0	0	110	18	128	0	0	0	0	0	
		9/16	Excellent	100	0	0	0	0	0	0	0	0	57	57	124	0	0	0	0	0	
		9/23	Poor	100	0	0	0	0	0	0	0	0	0	0	0	0	0	0	0	0	
Slough 11	135.3	7/26	Excellent	100	0	0	0	0	0	0	0	0	0	0	0	0	0	0	0	0	
		8/05	Good	100	0	0	0	68	0	68	0	0	0	70	1	71	0	0	0	0	0
		8/11	Excellent	50	0	0	0	48	0	48	7	0	7	12	0	12	0	0	0	0	0
		8/12	Excellent	100	0	0	0	52	0	52	0	0	0	32	1	33	0	0	0	0	0
		8/13	Good	100	0	0	0	36	0	36	0	0	0	54	1	55	0	0	0	0	0

A 128

Appendix Table 2-G-2. Continued.

Slough	River Mile	Date	Survey Conditions	Percent Surveyed	Adult Salmon Enumerated														
					Chinook			Sockeye			Pink			Chum			Coho		
					Live	Dead	Total	Live	Dead	Total	Live	Dead	Total	Live	Dead	Total	Live	Dead	Total
Slough 11 (Continued)	135.3	8/14	Excellent	100	0	0	0	40	0	40	0	0	0	51	1	52	0	0	0
		8/15	Excellent	100	0	0	0	27	0	27	0	0	0	91	0	91	0	0	0
		8/18	Excellent	100	0	0	0	4	0	4	0	0	0	71	0	71	0	0	0
		8/20	Excellent	100	0	0	0	34	0	34	0	0	0	70	5	75	0	0	0
		8/22	Good	100	0	0	0	64	0	64	0	0	0	106	2	108	0	0	0
		8/25	Good	100	0	0	0	56	0	56	0	0	0	76	2	78	0	0	0
		8/27	Good	100	0	0	0	98	0	98	0	0	0	119	6	125	0	0	0
		8/28	Good	100	0	0	0	92	0	92	0	0	0	125	13	138	0	0	0
		8/30	Good	100	0	0	0	105	0	105	0	0	0	132	19	151	0	0	0
		9/01	Good	100	0	0	0	109	0	109	0	0	0	114	24	138	0	0	0
		9/03	Excellent	100	0	0	0	128	2	130	0	0	0	135	48	183	0	0	0
		9/05	Excellent	100	0	0	0	133	5	138	0	0	0	105	60	165	0	0	0
		9/07	Excellent	100	0	0	0	192	5	197	0	0	0	128	72	200	0	0	0
		9/09	Excellent	100	0	0	0	236	5	241	0	0	0	104	83	187	0	0	0
9/11	Excellent	100	0	0	0	237	11	248	0	0	0	77	73	150	0	0	0		
9/18	Excellent	100	0	0	0	229	9	238	0	0	0	94	144	238	0	0	0		
9/25	Excellent	100	0	0	0	180	21	201	0	0	0	53	108	161	0	0	0		
10/3	Excellent	100	0	0	0	111	13	124	0	0	0	17	63	80	0	0	0		
10/11	Excellent	100	0	0	0	60	13	73	0	0	0	10	65	75	0	0	0		
Slough 12	135.4	9/11	Excellent	100	0	0	0	0	0	0	0	0	0	0	0	0	0	0	0
		9/18	Excellent	100	0	0	0	0	0	0	0	0	0	0	0	0	0	0	0
		10/3	Excellent	100	0	0	0	0	0	0	0	0	0	0	0	0	0	0	0
Slough 13	135.9	8/20	Poor	100	0	0	0	0	0	0	0	0	0	0	0	0	0	0	0
		8/27	Poor	100	0	0	0	0	0	0	0	0	0	0	0	0	0	0	0
		9/01	Excellent	100	0	0	0	0	0	0	0	0	0	0	4	4	0	0	0
		9/11	Excellent	100	0	0	0	0	0	0	0	0	0	0	0	0	0	0	0
		9/18	Excellent	100	0	0	0	0	0	0	0	0	0	0	0	0	0	0	0
10/3	Excellent	100	0	0	0	0	0	0	0	0	0	0	0	0	0	0	0	0	
Slough 14	135.9	8/20	Good	100	0	0	0	0	0	0	0	0	0	0	0	0	0	0	0
		8/27	Excellent	100	0	0	0	0	0	0	0	0	0	0	0	0	0	0	0
		9/01	Excellent	100	0	0	0	0	0	0	0	0	0	0	0	0	0	0	0
		9/11	Excellent	100	0	0	0	0	0	0	0	0	0	0	0	0	0	0	0
		9/18	Excellent	100	0	0	0	0	0	0	0	0	0	0	0	0	0	0	0
		10/3	Excellent	100	0	0	0	0	0	0	0	0	0	0	0	0	0	0	0

A 1 2 9

Appendix Table 2-G-2. Continued.

Slough	River Mile	Date	Survey Conditions	Percent Surveyed	Adult Salmon Enumerated																	
					Chinook			Sockeye			Pink			Chum			Coho					
					Live	Dead	Total	Live	Dead	Total	Live	Dead	Total	Live	Dead	Total	Live	Dead	Total			
Slough 15	137.2	7/25	Fair	100	0	1	1	0	0	0	0	0	0	0	0	0	0	0	0	0		
		8/04	Excellent	100	0	0	0	0	0	0	0	0	0	0	0	0	0	0	0	0	0	
		8/11	Poor	100	0	0	0	0	0	0	0	0	0	0	0	0	0	0	0	0	0	
		8/18	Good	100	0	0	0	0	0	0	0	0	0	0	0	0	0	0	0	0	0	
		8/25	Good	100	0	0	0	0	0	0	1	0	1	1	1	2	0	0	0	0	0	
		9/03	Excellent	100	0	0	0	0	0	0	0	0	0	0	0	0	14	0	14	0	0	
		9/09	Excellent	100	0	0	0	0	0	0	0	0	0	0	1	1	0	0	0	0	0	
		9/15	Good	100	0	0	0	0	0	0	0	0	0	0	0	0	0	0	0	0	0	
		9/24	Excellent	100	0	0	0	0	0	0	0	0	0	0	0	0	2	0	2	0	0	
		10/3	Excellent	100	0	0	0	0	0	0	0	0	0	0	0	0	0	0	0	0	0	
10/8	Excellent	100	0	0	0	0	0	0	0	0	0	0	0	0	0	0	0	0	0			
Slough 16	137.3	7/25	Excellent	100	0	0	0	0	0	0	0	0	0	0	0	0	0	0	0	0		
		8/04	Excellent	100	0	0	0	0	0	0	0	0	0	0	0	0	0	0	0	0	0	
		8/11	Poor	100	0	0	0	0	0	0	0	0	0	0	0	0	0	0	0	0	0	
		8/18	Excellent	100	0	0	0	0	0	0	0	0	0	0	0	0	0	0	0	0	0	
		8/25	Poor	100	0	0	0	0	0	0	0	0	0	0	0	0	0	0	0	0	0	
		9/03	Poor	100	0	0	0	0	0	0	0	0	0	0	0	0	0	0	0	0	0	
		9/09	Excellent	100	0	0	0	0	0	0	0	0	0	0	0	0	0	0	0	0	0	
		9/15	Excellent	100	0	0	0	0	0	0	0	0	0	0	0	0	0	0	0	0	0	
		9/22	Excellent	100	0	0	0	0	0	0	0	0	0	0	0	0	0	0	0	0	0	
		10/3	Excellent	100	0	0	0	0	0	0	0	0	0	0	0	0	0	0	0	0	0	
Slough 17	138.9	7/25	Excellent	100	0	0	0	0	0	0	0	0	0	0	0	0	0	0	0	0		
		8/04	Excellent	100	0	0	0	0	0	0	0	0	0	0	0	0	0	0	0	0	0	
		8/11	Good	100	0	0	0	0	0	0	0	0	28	0	28	5	0	5	0	0	0	
		8/18	Excellent	100	0	0	0	1	0	1	0	0	0	33	0	33	0	0	0	0	0	0
		8/25	Excellent	100	0	0	0	2	0	2	0	0	89	1	90	0	0	0	0	0	0	
		9/03	Excellent	100	0	0	0	1	0	1	0	0	2	0	2	0	0	0	0	0	0	
		9/09	Excellent	100	0	0	0	3	0	3	0	0	2	4	6	0	0	0	0	0	0	
		9/15	Excellent	100	0	0	0	0	0	0	0	0	0	3	3	0	0	0	0	0	0	
		9/22	Excellent	100	0	0	0	6	0	6	0	0	0	0	0	0	0	0	0	0	0	
		10/3	Excellent	100	0	0	0	0	0	0	0	0	0	0	0	0	0	0	0	0	0	
10/8	Excellent	100	0	0	0	2	0	2	0	0	0	0	0	0	0	0	0	0	0			
Slough 18	139.1	9/09	Excellent	100	0	0	0	0	0	0	0	0	0	0	0	0	0	0	0	0		
		9/15	Excellent	100	0	0	0	0	0	0	0	0	0	0	0	0	0	0	0	0	0	
		9/22	Excellent	100	0	0	0	0	0	0	0	0	0	0	0	0	0	0	0	0	0	
		10/3	Excellent	100	0	0	0	0	0	0	0	0	0	0	0	0	0	0	0	0	0	

A 130

Appendix Table 2-G-2. Continued.

Slough	River Mile	Date	Survey Conditions	Percent Surveyed	Adult Salmon Enumerated															
					Chinook			Sockeye			Pink			Chum			Coho			
					Live	Dead	Total	Live	Dead	Total	Live	Dead	Total	Live	Dead	Total	Live	Dead	Total	
Slough 19	139.7	7/25	Excellent	100	0	0	0	0	0	0	0	0	0	0	0	0	0	0	0	
		8/04	Excellent	100	0	0	0	0	0	0	0	0	0	0	0	0	0	0	0	0
		8/11	Good	100	0	0	0	0	0	0	1	0	1	0	0	0	0	0	0	0
		8/18	Excellent	100	0	0	0	0	0	0	0	0	0	0	0	0	0	0	0	0
		8/25	Excellent	100	0	0	0	0	0	0	0	0	0	1	1	2	0	0	0	0
		9/03	Excellent	100	0	0	0	1	0	1	0	0	0	2	1	3	0	0	0	0
		9/09	Excellent	100	0	0	0	4	1	5	0	0	0	0	0	0	0	0	0	0
		9/15	Excellent	100	0	0	0	3	0	3	0	0	0	0	0	0	0	0	0	0
		9/22	Excellent	100	0	0	0	2	1	3	0	0	0	0	0	0	0	0	0	0
		10/3	Excellent	100	0	0	0	0	0	0	0	0	0	0	0	0	0	0	0	0
Slough 20	140.0	7/25	Excellent	100	0	0	0	0	0	0	0	0	0	0	0	0	0	0	0	
		8/04	Excellent	100	0	0	0	0	0	0	7	0	7	7	0	7	0	0	0	
		8/11	Poor	100	0	0	0	0	0	0	0	0	0	0	0	0	0	0	0	0
		8/18	Excellent	100	0	0	0	0	0	0	0	0	0	57	5	62	0	0	0	
		8/25	Poor	100	0	0	0	0	0	0	0	0	0	0	0	0	0	0	0	0
		9/03	Good	100	0	0	0	0	0	0	0	0	0	33	30	63	0	0	0	
		9/09	Excellent	100	0	0	0	0	0	0	0	0	0	5	34	39	0	0	0	
		9/15	Excellent	100	0	0	0	0	0	0	0	0	0	0	23	23	0	0	0	
		9/22	Excellent	100	0	0	0	0	0	0	0	0	0	0	0	0	0	0	0	
		10/3	Excellent	100	0	0	0	0	0	0	0	0	0	0	0	0	0	0	0	
Slough 21	141.1	7/25	Excellent	100	0	0	0	0	0	0	0	0	0	0	0	0	0	0	0	
		8/04	Poor	100	0	0	0	0	0	0	0	0	0	1	0	1	0	0	0	
		8/11	Poor	100	0	0	0	0	0	0	0	0	0	4	0	4	0	0	0	
		8/18	Excellent	100	0	0	0	45	0	45	0	0	0	149	5	154	0	0	0	
		8/20	Poor	2	0	0	0	0	0	0	0	0	0	0	1	1	0	0	0	
		8/22	Poor	75	0	0	0	34	0	34	0	0	0	76	5	81	0	0	0	
		8/23	Poor	100	0	0	0	53	0	53	1	0	1	99	19	118	0	0	0	
		8/25	Poor	100	0	0	0	0	1	1	0	0	0	1	6	7	0	0	0	
		9/02	Excellent	50	0	0	0	86	0	86	0	0	0	81	0	81	0	0	0	
		9/09	Excellent	100	0	0	0	180	17	197	0	0	0	149	170	319	0	0	0	
		9/15	Excellent	100	0	0	0	139	30	169	0	0	0	86	161	247	0	0	0	
		9/22	Excellent	100	0	0	0	45	33	78	0	0	0	20	180	200	0	0	0	
		10/3	Excellent	100	0	0	0	4	6	10	0	0	0	9	7	16	0	0	0	
10/8	Excellent	100	0	0	0	0	0	0	0	0	0	1	0	1	0	0	0			

A 131

Appendix Table 2-G-3. Escapement survey counts of Susitna River tributary streams between Chulitna River and Upper Devil Canyon, Adult Anadromous Investigations, Su Hydro Studies, 1983.

Stream	River Mile	Date	Survey Method	Survey Conditions	Survey Distance Miles	Adult Salmon Enumerated																
						Chinook			Sockeye			Pink			Chum			Coho				
						Live	Dead	Total	Live	Dead	Total	Live	Dead	Total	Live	Dead	Total	Live	Dead	Total		
Whiskers Creek	101.4	7/15	F	Excellent	0.25	2	1	3	0	0	0	0	0	0	0	0	0	0	0	0	0	
		7/25	F	Excellent	0.25	0	0	0	0	0	0	0	0	0	0	0	0	0	0	0	0	0
		8/4	F	Poor	0.25	3	0	3	0	0	0	0	0	0	0	0	0	0	0	0	0	0
		8/12	F	Poor	0.25	0	0	0	0	0	0	0	0	0	0	0	0	0	4	0	4	4
		8/26	F	Poor	0.25	0	0	0	0	0	0	0	0	0	0	0	0	0	5	0	5	5
		9/5	F	Excellent	0.25	0	0	0	0	0	0	0	0	0	0	0	0	0	55	0	55	55
		9/9	F	Fair	0.25	0	0	0	0	0	0	0	0	0	0	0	0	0	50	0	50	50
		9/10	F	Poor	0.25	0	0	0	0	0	0	0	0	0	0	0	0	0	0	0	0	0
		9/19	F	Excellent	0.25	0	0	0	0	0	0	0	0	0	0	0	0	0	32	0	32	32
		9/24	A	Excellent	8.00	0	0	0	0	0	0	0	0	0	0	0	0	0	110	5	115	115
		10/1	A	Poor	8.00	0	0	0	0	0	0	0	0	0	0	0	0	0	0	0	0	0
10/8	A	Good	8.00	0	0	0	0	0	0	0	0	0	0	0	0	0	3	3	6	6		
Chase Creek	106.9	7/21	F	Excellent	0.75	0	0	0	0	0	0	0	0	0	0	0	0	0	0	0	0	
		7/22	F	Excellent	1.00	0	0	0	0	0	0	0	0	0	0	0	0	0	0	0	0	0
		8/1	F	Excellent	0.75	0	0	0	0	0	0	0	0	0	0	0	0	0	0	0	0	0
		8/12	F	Good	0.75	0	0	0	0	0	0	0	0	0	0	0	0	0	0	0	0	0
		8/27	F	Excellent	0.75	0	0	0	0	0	0	0	0	0	0	0	0	0	0	0	0	0
		9/6	F	Excellent	0.75	0	0	0	0	0	0	0	0	0	0	0	0	0	0	0	0	0
		9/19	F	Excellent	0.75	0	0	0	0	0	0	0	0	0	0	0	0	0	0	0	0	0
		9/24	A	Excellent	1.20	0	0	0	0	0	0	0	0	0	0	0	0	0	12	0	12	12
		10/1	A	Good	1.20	0	0	0	0	0	0	0	0	0	0	0	0	0	5	1	6	6
		10/1	F	Excellent	0.75	0	0	0	0	0	0	0	0	0	0	0	0	0	0	0	0	0
		10/8	A	Excellent	1.20	0	0	0	0	0	0	0	0	0	0	0	0	0	0	1	1	1
10/8	F	Excellent	0.75	0	0	0	0	0	0	0	0	0	0	0	0	0	0	1	1	1		
Slash Creek	111.2	7/27	F	Excellent	0.25	0	0	0	0	0	0	0	0	0	0	0	0	0	0	0	0	
		8/5	F	Excellent	0.25	0	0	0	0	0	0	0	0	0	0	0	0	0	0	0	0	0
		8/15	F	Excellent	0.25	0	0	0	0	0	0	0	0	0	0	0	0	0	0	0	0	0
		8/22	F	Excellent	0.25	0	0	0	0	0	0	0	0	0	0	0	0	0	0	0	0	0
		8/29	F	Excellent	0.25	0	0	0	0	0	0	0	0	0	0	0	0	0	0	0	0	0
		9/5	F	Excellent	0.25	0	0	0	0	0	0	0	0	0	0	0	0	0	0	0	0	0
		9/12	F	Excellent	0.25	0	0	0	0	0	0	0	0	0	0	0	0	0	0	0	0	0
		9/19	F	Excellent	0.25	0	0	0	0	0	0	0	0	0	0	0	0	0	0	0	0	0
		10/2	F	Excellent	0.25	0	0	0	0	0	0	0	0	0	0	0	0	0	2	0	2	2
		Gash Creek	111.6	7/27	F	Excellent	0.75	0	0	0	0	0	0	0	0	0	0	0	0	0	0	0
8/5	F			Excellent	0.75	0	0	0	0	0	0	0	0	0	0	0	0	0	0	0	0	
8/15	F			Excellent	0.75	0	0	0	0	0	0	0	0	0	0	0	0	0	0	0	0	
8/22	F			Excellent	0.75	0	0	0	0	0	0	0	0	0	0	0	0	0	0	0	0	
8/29	F			Excellent	0.75	0	0	0	0	0	0	0	0	0	0	0	0	0	0	0	0	
9/5	F			Excellent	0.75	0	0	0	0	0	0	0	0	0	0	0	0	0	0	0	0	

A 133

Appendix Table 2-G-3. Continued.

Stream	River Mile	Date	Survey Method	Survey Conditions	Survey Distance Miles	Adult Salmon Enumerated																				
						Chinook			Sockeye			Pink			Chum			Coho								
						Live	Dead	Total	Live	Dead	Total	Live	Dead	Total	Live	Dead	Total	Live	Dead	Total						
Little Portage Creek	117.7	7/27	F	Excellent	0.25	0	0	0	0	0	0	0	0	0	0	0	0	0	0	0	0	0	0			
		8/5	F	Excellent	0.25	0	0	0	0	0	0	0	0	0	0	0	0	0	0	0	0	0	0	0		
		8/15	F	Excellent	0.25	0	0	0	0	0	0	0	0	0	0	0	0	0	0	0	0	0	0	0		
		8/22	F	Fair	0.25	0	0	0	0	0	0	0	7	0	7	0	0	0	0	0	0	0	0	0	0	
		8/29	F	Excellent	0.25	0	0	0	0	0	0	2	1	3	0	0	0	0	0	0	0	0	0	0	0	
		9/5	F	Excellent	0.25	0	0	0	0	0	0	0	0	0	0	0	0	0	0	0	0	0	0	0	0	
		9/12	F	Excellent	0.25	0	0	0	0	0	0	0	0	0	0	0	0	0	0	0	0	0	0	0	0	
		9/19	F	Excellent	0.25	0	0	0	0	0	0	0	0	0	0	0	0	0	0	0	0	0	0	0	0	
		10/1	F	Excellent	0.25	0	0	0	0	0	0	0	0	0	0	0	0	0	0	0	0	0	0	0	0	0
10/8	F	Excellent	0.25	0	0	0	0	0	0	0	0	0	0	0	0	0	0	0	0	0	0	0	0	0		
Deadhorse Creek	120.8	8/15	F	Excellent	0.25	0	0	0	0	0	0	0	0	0	0	0	0	0	0	0	0	0	0	0		
		8/22	F	Excellent	0.25	0	0	0	0	0	0	0	0	0	0	0	0	0	0	0	0	0	0	0	0	
		8/30	F	Excellent	0.25	0	0	0	0	0	0	0	0	0	0	0	0	0	0	0	0	0	0	0	0	
		9/5	F	Excellent	0.25	0	0	0	0	0	0	0	0	0	0	0	0	0	0	0	0	0	0	0	0	
		9/13	F	Excellent	0.25	0	0	0	0	0	0	0	0	0	0	0	0	0	0	0	0	0	0	0	0	
		9/17	F	Excellent	0.25	0	0	0	0	0	0	0	0	0	0	0	0	0	0	0	0	0	0	0	0	
		9/25	F	Excellent	0.25	0	0	0	0	0	0	0	0	0	0	0	0	0	0	0	0	0	0	0	0	
		10/1	F	Excellent	0.25	0	0	0	0	0	0	0	0	0	0	0	0	0	0	0	0	0	0	0	0	
		10/8	F	Excellent	0.25	0	0	0	0	0	0	0	0	0	0	0	0	0	0	0	0	0	0	0	0	0
5th of July Creek	123.7	7/21	F	Excellent	0.25	0	0	0	0	0	0	0	0	0	0	0	0	0	0	0	0	0	0	0	0	
		7/26	F	Excellent	0.25	0	0	0	0	0	0	0	0	0	0	0	0	0	0	0	0	0	0	0	0	
		8/5	F	Excellent	0.25	0	0	0	0	0	0	0	0	0	0	6	0	6	0	0	0	0	0	0	0	
		8/13	F	Good	0.25	0	0	0	0	0	0	9	0	9	0	0	0	0	0	0	0	0	0	0	0	0
		8/20	F	Excellent	0.25	0	0	0	0	0	0	6	0	6	0	0	0	0	0	0	0	0	0	0	0	0
		8/27	F	Excellent	0.25	0	0	0	0	0	0	3	0	3	0	0	0	0	0	0	0	0	0	0	0	0
		9/3	F	Good	0.25	0	0	0	0	0	0	0	0	0	0	0	0	0	0	0	0	0	0	0	0	0
		9/11	F	Excellent	0.25	0	0	0	0	0	0	0	0	0	0	0	0	0	0	0	0	0	0	0	0	0
		9/18	F	Excellent	0.25	0	0	0	0	0	0	0	0	0	0	0	0	0	0	0	0	0	0	0	0	0
		10/1	F	Poor	0.25	0	0	0	0	0	0	0	0	0	0	0	0	0	0	0	0	0	0	0	0	0
10/8	A	Excellent	0.25	0	0	0	0	0	0	0	0	0	0	0	0	0	0	0	0	0	0	0	0	0		
Skull Creek	124.7	8/5	F	Excellent	0.25	0	0	0	0	0	0	0	0	0	0	0	0	0	0	0	0	0	0	0	0	
		8/13	F	Excellent	0.25	0	0	0	0	0	0	0	0	0	0	0	0	0	0	0	0	0	0	0	0	
		8/20	F	Excellent	0.25	0	0	0	0	0	0	1	0	1	0	0	0	0	0	0	0	0	0	0	0	
		8/27	F	Excellent	0.25	0	0	0	0	0	0	0	0	0	0	0	0	0	0	0	0	0	0	0	0	0
		9/3	F	Good	0.25	0	0	0	0	0	0	0	0	0	0	0	0	0	0	0	0	0	0	0	0	0
		9/11	F	Excellent	0.25	0	0	0	0	0	0	0	0	0	0	0	0	0	0	0	0	0	0	0	0	0
		9/18	F	Excellent	0.25	0	0	0	0	0	0	0	0	0	0	0	0	0	0	0	0	0	0	0	0	0
		10/1	F	Excellent	0.25	0	0	0	0	0	0	0	0	0	0	0	0	0	0	0	0	0	0	0	0	0
		10/8	A	Excellent	1.00	0	0	0	0	0	0	0	0	0	0	0	0	0	0	0	0	0	0	0	0	0

A
1
3
5

Appendix Table 2-G-3. Continued.

Stream	River Mile	Date	Survey Method	Survey Conditions	Survey Distance Miles	Adult Salmon Enumerated																	
						Chinook			Sockeye			Pink			Chum			Coho					
						Live	Dead	Total	Live	Dead	Total	Live	Dead	Total	Live	Dead	Total	Live	Dead	Total			
Sherman Creek	130.8	8/7	F	Excellent	0.25	0	0	0	0	0	0	0	0	0	0	0	0	0	0	0	0	0	
		8/14	F	Excellent	0.25	0	0	0	0	0	0	0	0	0	0	0	0	0	0	0	0	0	0
		8/21	F	Good	0.25	0	0	0	0	0	0	0	0	0	0	0	0	0	0	0	0	0	0
		8/29	F	Excellent	0.25	0	0	0	0	0	0	0	0	0	0	0	0	0	0	0	0	0	0
		9/11	F	Excellent	0.25	0	0	0	0	0	0	0	0	0	0	0	0	0	0	0	0	0	0
		9/18	F	Excellent	0.25	0	0	0	0	0	0	0	0	0	0	0	0	0	0	0	0	0	0
		10/1	F	Excellent	0.25	0	0	0	0	0	0	0	0	0	0	0	0	0	0	0	0	0	0
		10/8	A	Excellent	0.25	0	0	0	0	0	0	0	0	0	0	0	0	0	0	0	0	0	0
4th of July Creek	131.0	7/10	F	Excellent	0.25	0	0	0	0	0	0	0	0	0	0	0	0	0	0	0	0	0	
		7/21	F	Excellent	1.50	0	0	0	0	0	0	0	0	0	0	0	0	0	0	0	0	0	0
		7/26	F	Excellent	1.50	0	0	0	0	0	0	0	0	0	0	0	0	0	0	0	0	0	0
		8/2	F	Excellent	0.50	4	2	6	0	0	0	0	0	0	0	0	0	0	0	0	0	0	0
		8/5	F	Excellent	0.50	6	0	6	0	0	0	25	0	25	11	0	11	0	0	0	0	0	0
		8/13	F	Good	0.50	3	0	3	0	0	0	20	0	20	53	1	54	0	0	0	0	0	0
		8/20	F	Excellent	0.50	0	0	0	0	0	0	63	15	78	109	3	112	0	0	0	0	0	0
		8/27	F	Good	0.50	0	0	0	0	0	0	23	9	32	143	5	148	1	0	1	0	0	1
		9/3	F	Fair	0.50	0	0	0	0	0	0	2	9	11	16	14	30	0	0	0	0	0	0
		9/11	F	Excellent	0.50	0	0	0	0	0	0	0	0	0	18	6	24	2	0	2	0	0	2
		9/18	F	Excellent	0.50	0	0	0	0	0	0	0	0	0	48	6	54	2	1	3	0	0	3
		10/1	F	Poor	0.50	0	0	0	0	0	0	0	0	0	0	0	0	0	0	0	0	0	0
		10/8	F	Excellent	0.50	0	0	0	0	0	0	0	0	0	9	5	14	2	0	2	0	0	2
Gold Creek	136.7	7/24	A	Excellent	7.00	19	4	23	0	0	0	0	0	0	0	0	0	0	0	0	0	0	
		7/29	F	Excellent	0.25	0	0	0	0	0	0	0	0	0	0	0	0	0	0	0	0	0	0
		8/1	A	Excellent	7.00	13	2	15	0	0	0	0	0	0	0	0	0	0	0	0	0	0	0
		8/7	F	Excellent	0.25	5	1	6	0	0	0	7	0	7	0	0	0	0	0	0	0	0	0
		8/14	F	Poor	0.25	0	0	0	0	0	0	0	0	0	0	0	0	0	0	0	0	0	0
		8/21	F	Poor	0.25	0	0	0	0	0	0	0	0	0	0	0	0	0	0	0	0	0	0
		8/29	F	Good	0.25	0	0	0	0	0	0	0	0	0	0	0	0	0	0	0	0	0	0
		9/10	F	Poor	0.25	0	0	0	0	0	0	0	0	0	0	0	0	0	0	0	0	0	0
		9/18	F	Poor	0.25	0	0	0	0	0	0	0	0	0	0	0	0	0	0	0	0	0	0
		10/1	F	Good	0.25	0	0	0	0	0	0	0	0	0	0	0	0	0	0	0	0	0	0
		10/8	A	Excellent	0.25	0	0	0	0	0	0	0	0	0	0	0	0	0	0	0	0	0	0
Indian River	138.6	7/25	A	Excellent	16.00	1172	21	1193	0	0	0	0	0	0	0	0	0	0	0	0	0	0	
		8/2	A	Excellent	16.00	366	40	406	0	0	0	0	0	0	0	0	0	0	0	0	0	0	0
		8/9	A	Poor	16.00	6	2	8	0	0	0	0	0	0	0	0	0	0	0	0	0	0	0
		8/26	A	Good	16.00	0	0	0	0	0	0	47	104	151	174	187	361	16	0	16	0	0	16
		9/3	A	Good	16.00	0	0	0	0	0	0	0	0	0	68	50	118	33	0	33	0	0	33
		9/10	A	Excellent	16.00	0	0	0	0	0	0	0	0	0	55	65	120	53	0	53	0	0	53

A 130

Appendix Table 2-G-3. Continued.

Stream	River Mile	Date	Survey Method	Survey Conditions	Survey Distance Miles	Adult Salmon Enumerated																
						Chinook			Sockeye			Pink			Chum			Coho				
						Live	Dead	Total	Live	Dead	Total	Live	Dead	Total	Live	Dead	Total	Live	Dead	Total		
Indian River (Continued)	138.6	9/24	A	Excellent	16.00	0	0	0	0	0	0	0	0	0	0	0	0	0	38	0	38	
		10/1	A	Good	16.00	0	0	0	0	0	0	0	0	0	0	0	0	0	17	0	17	
		10/8	A	Good	16.00	0	0	0	0	0	0	0	0	0	0	0	0	0	18	0	18	
		7/27	F	Fair	1.00	22	18	40	0	0	0	36	0	36	76	0	76	0	0	0	0	0
		8/4	F	Good	1.00	3	1	4	0	0	0	692	4	696	314	0	314	0	0	0	0	0
		8/12	F	Good	1.00	0	0	0	0	0	0	667	8	675	455	39	494	0	0	0	0	0
		8/19	F	Excellent	1.00	0	0	0	1	0	1	837	49	886	673	138	811	27	0	27	0	0
		8/27	F	Fair	1.00	0	0	0	0	0	0	104	185	289	295	439	734	21	1	22	0	0
		9/3	F	Poor	1.00	0	0	0	0	0	0	0	0	0	0	0	0	0	0	0	0	0
		9/10	F	Excellent	1.00	0	0	0	0	0	0	0	0	0	18	153	171	15	0	15	0	0
		9/16	F	Excellent	1.00	0	0	0	0	0	0	0	0	0	14	94	108	7	0	7	0	0
		9/22	F	Excellent	1.00	0	0	0	0	0	0	0	0	0	0	0	0	15	0	15	0	0
		10/3	F	Excellent	1.00	0	0	0	0	0	0	0	0	0	0	0	0	5	0	5	0	0
Jack Long Creek	144.5	7/24	A	Excellent	8.00	0	0	0	0	0	0	0	0	0	0	0	0	0	0	0	0	
		8/1	F	Excellent	0.25	3	3	6	0	0	0	0	0	0	0	0	0	0	0	0	0	0
		8/4	F	Excellent	0.25	1	0	1	0	0	0	0	0	0	0	0	0	0	0	0	0	0
		8/12	F	Excellent	0.25	0	1	1	0	0	0	5	0	5	2	0	2	0	0	0	0	0
		8/18	F	Excellent	0.25	0	0	0	0	0	0	0	1	1	2	0	2	0	0	0	0	0
		8/25	F	Excellent	0.25	0	0	0	0	0	0	0	0	0	0	0	0	0	0	0	0	0
		9/2	F	Excellent	0.25	0	0	0	0	0	0	0	0	0	0	0	0	0	0	0	0	0
		9/10	F	Excellent	0.25	0	0	0	0	0	0	0	0	0	0	0	0	0	0	0	0	0
		9/15	F	Excellent	0.25	0	0	0	0	0	0	0	0	0	0	0	0	0	0	0	0	0
		9/22	F	Excellent	0.25	0	0	0	0	0	0	0	0	0	0	0	0	0	0	0	0	0
		10/1	F	Excellent	8.00	0	0	0	0	0	0	0	0	0	0	0	0	1	0	1	0	0
		10/3	A	Poor	0.25	0	0	0	0	0	0	0	0	0	0	0	0	0	0	0	0	0
	Portage Creek	148.9	7/25	A	Excellent	25.00	3123	17	3140	0	0	0	0	0	0	0	0	0	0	0	0	0
		8/9	A	Poor	25.00	0	0	0	0	0	0	0	0	0	0	0	0	0	0	0	0	0
		8/26	A	Excellent	25.00	3	2	5	0	0	0	15	20	35	424	102	526	0	0	0	0	0
		9/4	A	Good	25.00	0	0	0	0	0	0	0	0	0	86	55	141	0	0	0	0	0
		9/10	A	Excellent	25.00	0	0	0	0	0	0	0	0	0	3	5	8	0	1	1	0	0
		9/18	A	Excellent	25.00	0	0	0	0	0	0	0	0	0	0	0	0	8	0	8	0	0
		9/24	A	Excellent	25.00	0	0	0	0	0	0	0	0	0	0	0	0	15	0	15	0	0
		10/1	A	Fair	25.00	0	0	0	0	0	0	0	0	0	0	0	0	2	0	2	0	0
		10/8	A	Excellent	25.00	0	0	0	0	0	0	0	0	0	0	0	0	6	0	6	0	0
		9/9	F	Excellent	0.25	0	0	0	0	0	0	0	0	0	0	0	0	0	0	0	0	0
		8/4	F	Excellent	0.25	5	0	5	0	0	0	285	0	285	262	0	262	0	0	0	0	0
		8/12	F	Good	0.25	1	3	4	0	0	0	50	0	50	67	1	68	0	0	0	0	0
		8/18	F	Excellent	0.25	0	0	0	0	0	0	56	1	57	25	1	26	2	0	2	0	0
	8/25	F	Fair	0.25	0	0	0	0	0	0	4	0	4	0	0	0	0	0	0	0	0	

A 137

Appendix Table 2-G-4. Chinook salmon spawning ground surveys of selected spawning areas and resultant tagged to untagged ratios, Adult Anadromous Investigations, Su Hydro Studies, 1983.

LOCATION		Date	Survey Conditions	SUNSHINE TAGS				TALKEETNA TAGS				CURRY TAGS			
Spawning Area	River Mile			Tagged (r)	Untagged	Total (c)	Ratio (c/r)	Tagged (r)	Untagged	Total (c)	Ratio (c/r)	Tagged (r)	Untagged	Total (c)	Ratio (c/r)
Montana Creek	77.0	7/14	Excellent	63	1578	1641	26.0	6	1635	1641	273.5	4	1637	1641	410
		7/16	Excellent	4	64	68	17.0	2	66	68	34.0				
Rabideaux Creek	83.1	8/4	Good	1	23	24	24.0								
Clear Creek	97.1	7/7	Excellent	33	461	494	15.0	7	487	494	70.6	1	259	260	260.0
		8/1	Excellent	15	245	260	17.3	1	259	260	260.0				
Prairie Creek	97.1	7/20	Excellent	5	814	871	15.3								
		8/10	Excellent	0	10	10	0.0								
Fish Creek	97.1	7/19	Excellent	1	6	7	7.0								
Chulitna River Middle fork	97.8	7/19	Excellent	26	3816	3842	147.8								
		8/3	Excellent	4	879	883	220.8	1	882	883	883.0				
Bunco Creek	97.8	8/2	Excellent	8	483	491	61.4	3	488	491	163.7	1	490	491	491.0
Whiskers Creek	101.4	7/15	Excellent	0	1	1	0.0								
Lane Creek	113.6	7/21	Excellent	0	4	4	0.0	1	3	4	4.0	1	5	6	6.0
		8/5	Excellent	1	5	6	6.0	2	4	6	3.0	1	5	6	6.0
4th of July Creek	131.0	8/5	Excellent	0	6	6	0.0	0	6	6	0.0	0	6	6	0.0
		8/13	Good	1	2	3	3.0	1	2	3	3.0	0	3	3	0.0
Gold Creek	136.7	8/7	Excellent	0	5	5	0.0	0	5	5	0.0	3	2	5	1.7
Indian River	138.6	7/27	Fair	2	16	18	9.0	1	17	18	18.0	2	16	18	9.0
		8/2	Excellent	4	47	51	12.8	4	47	51	12.8	5	46	51	10.2
		8/3	Excellent	2	80	82	41.0	4	78	82	20.5	10	72	82	8.2
		8/4	Good	0	3	3	0.0	0	3	3	0.0	0	3	3	0.0
Jack Long Cr.	144.5	8/1	Excellent	0	3	3	0.0	0	3	3	0.0	0	3	3	0.0
Portage Creek	148.9	8/1	Excellent	3	95	98	32.7	7	91	98	14.0	3	95	98	32.7
		8/4	Excellent	0	5	5	0.0	0	5	5	0.0	0	5	5	0.0
		8/12	Good	0	1	1	0.0	0	1	1	0.0	0	1	1	0.0

Appendix Table 2-G-5. Sockeye salmon spawning ground surveys of selected spawning areas and resultant tagged to untagged ratios, Adult Anadromous Investigations, Su Hydro Studies, 1983.

LOCATION		Date	Survey Conditions	SUNSHINE TAGS				YALKEETNA TAGS				CURRY TAGS			
Spawning Area	River Mile			Tagged (r)	Untagged	Total (c)	Ratio (c/r)	Tagged (r)	Untagged	Total (c)	Ratio (c/r)	Tagged (r)	Untagged	Total (c)	Ratio (c/r)
Prairie Creek	97.1	8/10	Good	12	27	39	3.3								
Fish Creek	97.1	8/16	Excellent	2	10	12	6.0								
		8/22	Good	0	1	1	0.0								
Larson Creek	97.1	8/4	Excellent	1	15	16	16.0								
Byers Creek	97.8	8/16	Excellent	3	55	58	19.3								
Unnamed Trib. to Tokositna R.	97.8	8/5	Excellent	17	220	237	13.9								
Slough 3B	101.4	9/5	Excellent	0	1	1	0.0								
		9/19	Excellent	0	5	5	0.0				1	4	5	5.0	
		10/8	Excellent	0	1	1	0.0								
Moose Slough	123.5	8/14	Poor	0	3	3	0.0	0	3	3	0.0	0	3	3	0.0
		8/24	Good	0	2	2	0.0	1	1	2	2.0	1	1	2	2.0
		8/30	Poor	1	6	7	7.0	0	7	7	0.0	2	5	7	3.5
		9/7	Excellent	5	14	19	3.8	5	14	19	3.0	4	15	19	4.8
		9/13	Excellent	3	11	14	4.7	5	9	14	2.8	3	11	14	4.7
		9/19	Excellent	0	8	8	0.0	2	6	8	4.0	0	8	8	0.0
Slough 8A	125.1	8/5	Good	0	1	1	0.0	0	1	1	0.0	0	1	1	0.0
		8/19	Excellent	0	30	30	0.0	0	30	30	0.0	1	29	30	30.0
		9/3	Excellent	3	33	36	12.0	7	29	36	5.1	4	32	36	9.0
		9/11	Excellent	2	61	63	31.5	9	54	63	7.0	8	55	63	7.9
		9/18	Excellent	1	52	53	53.0	7	46	53	7.6	7	46	53	7.6
		10/1	Excellent	0	25	25	0.0	1	24	25	25.0	3	22	25	8.3
		10/8	Excellent	0	6	6	0.0	0	6	6	0.0	1	5	6	6.0

A 140

Appendix Table 2-G-5. Continued.

LOCATION		Date	Survey Conditions	SUNSHINE TAGS				TALKEETNA TAGS				CURRY TAGS			
Spawning Area	River Mile			Tagged (r)	Untagged	Total (c)	Ratio (c/r)	Tagged (r)	Untagged	Total (c)	Ratio (c/r)	Tagged (r)	Untagged	Total (c)	Ratio (c/r)
Slough B	126.3	9/11	Excellent	0	2	2	0.0	0	2	2	0.0	0	2	2	0.0
		9/18	Excellent	1	4	5	5.0	1	4	5	5.0	0	5	5	0.0
Slough 9	128.3	9/7	Excellent	0	2	2	0.0	1	1	2	2.0	0	2	2	0.0
Slough 9A	133.8	9/11	Excellent	0	1	1	0.0	0	1	1	0.0	0	1	1	0.0
Slough 10	133.8	10/	Excellent	0	1	1	0.0	0	1	1	0.0	0	1	1	0.0
Slough 11	135.3	8/5	Good	12	56	68	5.7	18	50	68	3.8	5	63	68	13.6
		8/13	Good	8	28	36	4.5	7	29	36	5.1	0	36	36	0.0
		8/20	Excellent	2	32	34	17.0	3	31	34	11.3	4	30	34	8.5
		8/27	Good	11	87	98	8.9	6	92	98	16.3	10	88	98	9.8
		9/3	Excellent	17	111	128	7.5	10	118	128	12.8	10	118	128	12.8
		9/11	Excellent	23	214	237	10.3	12	225	237	19.8	17	220	237	13.9
		9/18	Excellent	15	214	229	15.3	13	216	229	17.6	11	218	229	20.8
		9/25	Excellent	13	167	180	13.8	11	169	180	16.4	7	173	180	25.7
		10/3	Excellent	11	100	111	10.1	9	102	111	12.3	3	108	111	37.0
		10/11	Excellent	1	59	60	60.0	2	58	60	30.0	0	60	60	0.0
Slough 17	138.9	8/18	Excellent	0	1	1	0.0	0	1	1	0.0	0	1	1	0.0
		8/25	Excellent	0	2	2	0.0	0	2	2	0.0	0	2	2	0.0
		9/3	Excellent	0	1	1	0.0	0	1	1	0.0	0	1	1	0.0
		9/9	Excellent	0	3	3	0.0	0	3	3	0.0	0	3	3	0.0
		9/22	Excellent	0	6	6	0.0	0	6	6	0.0	1	5	6	5.0
		10/8	Excellent	0	2	2	0.0	0	2	2	0.0	0	2	2	0.0

A 141

Appendix Table 2-G-6. Pink salmon spawning ground surveys of selected spawning areas and resultant tagged to untagged ratios, Adult Anadromous Investigations, Su Hydro Studies, 1983.

LOCATION		Date	Survey Conditions	SUNSHINE TAGS				TALKEETHA TAGS				CURRY TAGS			
Spawning Area	River Mile			Tagged (r)	Untagged	Total (c)	Ratio (c/r)	Tagged (r)	Untagged	Total (c)	Ratio (c/r)	Tagged (r)	Untagged	Total (c)	Ratio (c/r)
Birch Creek	88.4	8/16	Excellent	62	440	502	8.1	2	500	502	251.0				
Fish Creek	97.1	8/16	Excellent	45	441	486	10.8	2	466	468	234.0	1	467	468	468.0
		8/22	Good	10	57	67	6.7								
Chase Creek	106.9	8/12	Good	0	5	5	0.0	2	3	5	2.5	2	5	7	3.5
Lane Creek	113.6	8/5	Excellent	0	5	5	0.0	0	5	5	0.0				
		8/15	Excellent	1	27	28	28.0	1	27	28	28.0				
		9/22	Excellent	4	24	28	7.0	3	25	28	9.3	1	27	28	28.0
		8/29	Excellent	0	12	12	0.0	2	10	12	6.0				
Lower McKenzie Creek	116.2	8/15	Excellent	1	16	17	17.0	4	13	17	4.3	4	13	17	4.3
		8/22	Excellent	1	3	4	4.0	2	2	4	2.0				
		8/29	Excellent	0	1	1	0.0	0	1	1	0.0				
Little Portage Creek	117.7	8/22	Excellent	0	6	6	0.0	0	6	6	0.0	1	5	6	6.0
		8/29	Excellent	1	1	2	2.0	1	1	2	2.0	1	1	2	2.0
5th of July Creek	123.7	8/13	Good	3	6	9	3.0	4	5	9	2.3	0	9	9	0.0
		8/20	Excellent	0	6	6	0.0	3	3	6	2.0	0	6	6	0.0
		8/27	Excellent	0	3	3	0.0	2	1	3	1.5	0	3	3	0.0
Skull Creek	124.7	8/20	Excellent	0	1	1	0.0	0	1	1	0.0	0	1	1	0.0
Slough A	124.7	8/27	Excellent	0	1	1	0.0	0	1	1	0.0	0	1	1	0.0
Slough 8A	125.1	8/5	Good	0	3	3	0.0	0	3	3	0.0	1	2	3	3.0
		8/15	Excellent	0	1	1	0.0	0	1	1	0.0	0	1	1	0.0
4th of July Creek	131.0	8/5	Excellent	2	23	25	12.5	7	18	25	3.6	5	20	25	5.0
		8/13	Excellent	2	18	20	10.0	6	14	20	3.3	4	16	20	5.0
		8/20	Excellent	7	56	63	9.0	16	47	63	3.9	3	60	63	21.0
		8/27	Good	3	20	23	7.7	4	19	23	5.8	2	21	23	11.5
Slough 11	135.3	8/11	Excellent	0	7	7	0.0	1	6	7	7.0	0	7	7	0.0
Gold Creek	136.7	8/7	Excellent	0	7	7	0.0	2	5	7	3.5	3	4	7	2.3

A 142

Appendix Table 2-G-6. Continued.

LOCATION		Date	Survey Conditions	SUNSHINE TAGS				TALKEETHA TAGS				CURRY TAGS			
Spawning Area	River Mile			Tagged (r)	Untagged	Total (c)	Ratio (c/r)	Tagged (r)	Untagged	Total (c)	Ratio (c/r)	Tagged (r)	Untagged	Total (c)	Ratio (c/r)
Slough 15	137.2	8/25	Good	0	1	1	0.0	0	1	1	0.0	0	1	1	0.0
Indian River	138.6	7/27	Fair	0	36	36	0.0	22	14	36	1.6	7	29	36	5.1
		8/4	Good	75	616	691	9.2	172	519	691	4.0	55	636	691	12.6
		8/12	Good	62	605	667	10.8	146	521	667	4.6	56	611	667	11.9
		8/19	Excellent	38	798	836	22.0	120	716	836	7.0	49	787	836	17.1
		8/27	Excellent	3	101	104	34.7	1	103	104	104.0	7	97	104	14.9
Jack Long Creek	144.5	8/12	Excellent	0	5	5	0.0	2	3	5	2.5	1	4	5	5.0
Portage Creek	148.9	8/4	Excellent	32	214	246	7.7	77	169	246	3.2	27	219	246	9.1
		8/12	Good	5	35	40	8.0	15	25	40	2.7	6	34	40	6.7
		8/18	Excellent	2	54	56	28.0	15	41	56	3.7	6	50	56	9.3

A 1 4 3

Appendix Table 2-G-7. Chum salmon spawning ground surveys of selected spawning areas and resultant tagged to untagged ratios, Adult Anadromous Investigations, Su Hydro Studies, 1983.

LOCATION		Date	Survey Conditions	SUNSHINE TAGS				TALKEETNA TAGS				CURRY TAGS			
Spawning Area	River Mile			Tagged (r)	Untagged	Total (c)	Ratio (c/r)	Tagged (r)	Untagged	Total (c)	Ratio (c/r)	Tagged (r)	Untagged	Total (c)	Ratio (c/r)
Prairie Creek	97.1	8/10	Excellent	0	1	1	0.0								
Clear Creek	97.1	8/1	Excellent	165	1551	1716	10.4	1	1715	1716	1716.0				
Fish Creek	97.1	8/16	Excellent	1	7	8	8.0								
		8/22	Excellent	1	6	7	7.0								
Troublesome Creek	97.8	8/23	Excellent	0	79	79	0.0	1	78	79	79.0				
Byers Creek	97.8	8/16	Excellent	0	27	27	0.0								
Slough 2	100.4	8/29	Excellent	1	9	10	10.0	2	8	10	5.0				
		9/5	Excellent	2	19	21	10.5					2	19	21	10.5
		9/12	Excellent	3	34	37	12.3	2	35	37	18.5	1	36	37	37.0
		9/19	Good	2	19	21	10.5								
Slough 6A	112.3	9/5	Good	0	6	6	0.0	0	6	6	0.0	1	5	6	6.0
Lane Creek	113.6	8/15	Excellent	0	6	6	0.0	0	6	6	0.0				
		8/22	Excellent	0	3	3	0.0	0	3	3	0.0				
		8/29	Excellent	0	1	1	0.0	0	1	1	0.0				
Lower McKenzie Creek	116.2	8/15	Excellent	0	1	1	0.0	0	1	1	0.0				
		8/22	Excellent	0	1	1	0.0	0	1	1	0.0				
Mainstem	119.0	9/19	Excellent	0	17	17	0.0	0	17	17	0.0				
Slough 8C	121.9	9/9	Good	1	3	4	4.0	0	4	4	0.0				
		9/17	Good	0	1	1	0.0	0	1	1	0.0				
Slough 8B	122.2	9/9	Good	0	104	104	0.0	0	104	104	0.0	0	104	104	0.0
		9/17	Good	0	93	93	0.0	0	93	93	0.0	0	93	93	0.0
		9/25	Good	0	19	19	0.0	0	19	19	0.0	0	19	19	0.0
		10/1	Excellent	0	20	20	0.0	0	20	20	0.0	0	20	20	0.0
		10/8	Excellent	0	3	3	0.0	0	3	3	0.0	0	3	3	0.0
Moose Slough	123.5	8/5	Excellent	11	57	68	6.2	16	52	68	4.3	4	64	68	17.0
		8/18	Good	0	15	15	0.0	0	15	15	0.0	1	14	15	15.0

A 1 4 1

Appendix Table 2-6-7. Continued.

LOCATION		Date	Survey Conditions	SUNSHINE TAGS				TALKEETNA TAGS				CURRY TAGS			
Spawning Area	River Mile			Tagged (r)	Untagged	Total (c)	Ratio (c/r)	Tagged (r)	Untagged	Total (c)	Ratio (c/r)	Tagged (r)	Untagged	Total (c)	Ratio (c/r)
Moose Slough (Continued)	123.5	8/21	Good	1	16	17	17.0	0	17	17	0.0	0	17	17	0.0
		8/23	Good	2	31	33	16.5	0	33	33	0.0	0	33	33	0.0
		9/5	Fair	0	19	19	0.0	0	19	19	0.0	0	19	19	0.0
		9/7	Excellent	0	12	12	0.0	0	12	12	0.0	0	12	12	0.0
		9/9	Excellent	1	14	15	15.0	0	15	15	0.0	0	15	15	0.0
		9/11	Excellent	0	17	17	0.0	1	16	17	17.0	0	17	17	0.0
		9/18	Excellent	0	8	8	0.0	0	8	8	0.0	0	8	8	0.0
5th of July Cr. Slough A'	123.7 124.6	8/5	Good	0	4	4	0.0	0	4	4	0.0	1	3	4	4.0
		8/5	Good	0	4	4	0.0	0	4	4	0.0	0	4	4	0.0
		8/15	Excellent	6	71	77	12.8	4	73	77	19.3	5	72	77	15.4
		8/17	Excellent	7	62	69	9.9	6	63	69	11.5	5	64	69	13.8
		8/19	Good	5	51	56	11.2	4	52	56	14.0	5	51	56	11.2
		8/20	Excellent	1	51	52	52.0	8	44	52	6.5	5	47	52	10.4
		8/21	Excellent	0	55	55	0.0	5	50	55	11.0	4	51	55	13.8
		8/23	Excellent	2	53	55	27.5	4	51	55	13.8	7	48	55	7.9
		8/27	Excellent	1	9	10	10.0	0	10	10	0.0	0	10	10	0.0
		8/28	Good	0	4	4	0.0	0	4	4	0.0	0	4	4	0.0
		9/1	Good	0	17	17	0.0	0	17	17	0.0	0	17	17	0.0
		9/2	Excellent	1	21	22	22.0	0	22	22	0.0	0	22	22	0.0
		9/3	Good	0	11	11	0.0	0	11	11	0.0	0	11	11	0.0
		9/5	Excellent	0	16	16	0.0	0	16	16	0.0	0	16	16	0.0
		9/7	Excellent	0	21	21	0.0	0	21	21	0.0	0	21	21	0.0
9/11	Excellent	0	43	43	0.0	0	43	43	0.0	0	43	43	0.0		
Slough A	124.7	8/27	Excellent	0	2	2	0.0	0	2	2	0.0	0	2	2	0.0
Slough 8A	125.1	8/5	Good	0	2	2	0.0	0	2	2	0.0	0	2	2	0.0
		8/13	Excellent	1	15	16	16.0	0	16	16	0.0	0	16	16	0.0
		8/15	Excellent	2	23	25	12.5	0	25	25	0.0	0	25	25	0.0
		8/17	Excellent	2	29	31	15.5	2	29	31	15.5	1	30	31	31.0
		8/19	Excellent	3	14	17	5.7	0	17	17	0.0	1	16	17	17.0
		8/20	Good	3	23	26	8.7	0	26	26	0.0	1	25	26	26.0
		8/21	Good	2	27	29	14.5	4	25	29	7.3	3	26	29	9.7
		8/23	Excellent	1	24	25	25.0	1	24	25	25.0	1	24	25	25.0
		8/28	Fair	2	17	19	9.5	1	18	19	19.0	1	18	19	19.0
		8/30	Fair	3	34	37	12.3	2	35	37	18.5	2	35	37	18.5
		9/1	Good	0	34	34	0.0	1	33	34	34.0	2	32	34	17.0

Appendix Table 2-G-7. Continued.

LOCATION		Date	Survey Conditions	SUNSHINE TAGS				TALKEETNA TAGS				CURRY TAGS			
Spawning Area	River Mile			Tagged (r)	Untagged	Total (c)	Ratio (c/r)	Tagged (r)	Untagged	Total (c)	Ratio (c/r)	Tagged (r)	Untagged	Total (c)	Ratio (c/r)
Slough 8A (Continued)	125.1	9/3	Excellent	3	33	36	12.0	0	36	36	0.0	2	34	36	18.0
		9/5	Excellent	4	15	19	4.8	0	19	19	0.0	2	17	19	9.5
		9/7	Excellent	1	20	21	21.0	0	21	21	0.0	1	20	21	21.0
		9/9	Excellent	0	18	18	0.0	0	18	18	0.0	0	18	18	0.0
		9/11	Excellent	0	3	3	0.0	0	3	3	0.0	0	3	3	0.0
		9/18	Excellent	0	2	2	0.0	0	2	2	0.0	0	2	2	0.0
		10/1	Excellent	0	1	1	0.0	0	1	1	0.0	0	1	1	0.0
		10/8	Excellent	0	1	1	0.0	0	1	1	0.0	0	1	1	0.0
Slough 8	126.3	9/11	Excellent	0	7	7	0.0	0	7	7	0.0	1	6	7	7.0
Slough 9	128.3	8/20	Good	2	48	50	25.0	3	47	50	16.7	2	48	50	25.0
		9/5	Good	5	147	152	30.4	4	148	152	38.0	5	147	152	30.4
		9/7	Excellent	5	157	162	32.4	6	156	162	27.0	6	156	162	27.0
		9/9	Excellent	9	147	156	17.3	7	149	156	22.3	5	151	156	31.2
		9/11	Excellent	10	157	167	16.7	6	161	167	27.8	3	164	167	55.7
		9/18	Excellent	0	165	165	0.0	2	163	165	82.5	3	162	165	55.0
4th of July Creek	131.0	8/5	Excellent	2	9	11	5.5	1	10	11	11.0	2	9	11	5.5
		8/13	Good	10	44	54	5.4	3	51	54	18.0	3	51	54	18.0
		8/20	Excellent	10	102	112	11.2	10	102	112	11.2	8	104	112	14.0
		8/27	Good	10	190	200	20.0	6	194	200	33.3	3	197	200	66.7
		9/3	Fair	2	28	30	15.0	0	30	30	0.0	0	30	30	0.0
		9/10	Excellent	2	22	24	12.0	0	24	24	0.0	0	24	24	0.0
		9/18	Excellent	4	50	54	13.5	4	50	54	13.5	2	52	54	27.0
		10/8	Excellent	0	14	14	0.0	0	14	14	0.0	0	14	14	0.0
Slough 9A	133.8	9/11	Excellent	7	90	97	13.9	6	93	97	16.2	2	95	97	48.5
		9/18	Excellent	5	100	105	21.0	6	99	105	17.5	2	103	105	52.5
		10/8	Excellent	0	14	14	0.0	0	14	14	0.0	0	14	14	0.0
Slough 10	133.8	10/1	Excellent	0	1	1	0.0	0	1	1	0.0	0	1	1	0.0
		10/11	Excellent	0	1	1	0.0	0	1	1	0.0	0	1	1	0.0
Mainstem	135.2	9/9	Excellent	3	125	128	42.7	4	124	128	32.0	6	122	128	21.3
		9/16	Excellent	4	120	124	31.0	0	124	124	0.0	1	123	124	124.0
Slough 11	135.3	8/5	Good	9	62	71	7.9	12	59	71	5.9	9	62	71	7.9
		8/11	Excellent	1	11	12	12.0	0	12	12	0.0	0	12	12	0.0
		8/12	Excellent	3	30	33	11.0	2	31	33	16.5	0	33	33	0.0

Appendix Table 2-G-7. Continued.

LOCATION		Date	Survey Conditions	SUNSHINE TAGS				TALKEETNA TAGS				CURRY TAGS			
Spawning Area	River Mile			Tagged (r)	Untagged	Total (c)	Ratio (c/r)	Tagged (r)	Untagged	Total (c)	Ratio (c/r)	Tagged (r)	Untagged	Total (c)	Ratio (c/r)
Slough 11 (Continued)	135.3	8/13	Good	8	47	55	6.9	6	49	55	9.2	6	49	55	9.2
		8/14	Excellent	5	47	52	10.4	7	45	52	7.4	2	50	52	26.0
		8/15	Excellent	7	84	91	13.0	3	88	91	30.3	4	87	91	22.8
		8/18	Excellent	1	70	71	71.0	5	66	71	14.2	1	70	71	71.0
		8/20	Excellent	3	72	75	25.0	5	70	75	15.0	7	68	75	10.7
		8/22	Good	5	103	108	21.6	5	103	108	21.6	5	103	108	21.6
		8/25	Good	2	76	78	39.0	1	77	78	78.0	4	74	78	19.5
		8/27	Good	7	118	125	17.9	1	124	125	125.0	8	117	125	15.6
		8/28	Good	11	127	138	12.5	3	135	138	46.0	8	130	138	17.3
		8/30	Good	8	143	151	18.9	5	146	151	30.2	5	146	151	30.2
		9/1	Good	7	131	138	19.7	2	136	138	69.0	4	134	138	34.5
		9/3	Excellent	10	173	183	18.3	3	180	183	61.0	6	177	183	30.5
		9/5	Excellent	8	157	165	20.6	3	162	165	55.0	3	162	165	55.0
		9/7	Excellent	13	187	200	15.4	4	196	200	50.0	5	195	200	40.0
		9/9	Excellent	4	183	187	46.8	12	175	187	15.6	4	183	187	46.8
		9/11	Excellent	23	127	150	6.5	12	138	150	12.5	17	133	150	8.9
9/18	Excellent	4	234	238	59.5	6	232	238	39.7	1	237	238	238.0		
9/25	Excellent	6	155	161	26.8	5	156	161	32.2	0	161	161	0.0		
10/3	Excellent	0	80	80	0.0	0	80	80	0.0	0	80	80	0.0		
10/11	Excellent	1	74	75	75.0	2	73	75	37.5	0	75	75	0.0		
Mainstem	136.7	9/9	Excellent	0	4	4	0.0	0	4	4	0.0	0	4	4	0.0
Slough 13	135.9	9/1	Excellent	0	4	4	0.0	0	4	4	0.0	0	4	4	0.0
Slough 15	137.2	8/25	Good	0	2	2	0.0	0	2	2	0.0	0	2	2	0.0
		9/9	Excellent	0	1	1	0.0	0	1	1	0.0	0	1	1	0.0
Indian Riv.	138.6	7/27	Fair	7	66	73	10.4	13	60	73	5.6	13	60	73	5.6
		8/4	Good	29	272	301	10.4	43	258	301	7.0	15	286	301	20.1
		8/12	Good	20	479	499	25.0	24	475	499	20.8	35	464	499	14.3
		8/19	Excellent	23	594	617	26.8	7	590	617	22.9	22	595	617	28.0
		8/26	Excellent	0	361	361	0.0	0	361	361	0.0	0	361	361	0.0
		8/27	Excellent	12	710	722	60.2	8	714	722	90.3	12	710	722	60.2
		9/3	Excellent	0	118	118	0.0	0	118	118	0.0	0	118	118	0.0
		9/10	Excellent	4	161	165	41.3	0	165	165	0.0	0	165	165	0.0
		9/16	Excellent	1	106	107	107.0	0	107	107	0.0	0	107	107	0.0

A 1 4 7

Appendix Table 2-6-7. Continued.

LOCATION		Date	Survey Conditions	SUNSHINE TAGS				TALKEETNA TAGS				CURRY TAGS			
Spawning Area	River Mile			Tagged (r)	Untagged	Total (c)	Ratio (c/r)	Tagged (r)	Untagged	Total (c)	Ratio (c/r)	Tagged (r)	Untagged	Total (c)	Ratio (c/r)
Mainstem	138.9	9/15	Excellent	1	55	56	56.0	1	55	56	56.0	2	54	56	28.0
Slough 17	138.4	8/11	Good	1	27	28	28.0	1	27	28	28.0	1	27	28	28.0
		8/18	Excellent	4	29	33	8.3	0	33	33	0.0	2	31	33	16.5
		8/25	Excellent	3	87	90	30.0	1	89	90	90.0	1	89	90	90.0
		9/3	Excellent	0	2	2	0.0	0	2	2	0.0	0	2	2	0.0
		9/9	Excellent	0	6	6	0.0	0	6	6	0.0	0	6	6	0.0
		9/15	Excellent	0	3	3	0.0	0	3	3	0.0	0	3	3	0.0
Slough 19	139.7	8/25	Excellent	0	2	2	0.0	0	2	2	0.0	0	2	2	0.0
		9/3	Excellent	0	3	3	0.0	0	3	3	0.0	0	3	3	0.0
Slough 20	140.0	8/4	Excellent	1	6	7	7.0	0	7	7	0.0	1	6	7	7.0
		8/18	Excellent	2	60	62	31.0	2	60	62	31.0	6	56	62	10.3
		9/3	Good	1	62	63	63.0	0	63	63	0.0	1	62	63	63.0
		9/9	Excellent	1	38	39	39.0	0	39	39	0.0	0	39	39	0.0
		9/15	Excellent	0	23	23	0.0	0	23	23	0.0	0	23	23	0.0
Slough 21	141.1	8/18	Excellent	7	147	154	22.0	6	148	154	25.7	2	152	154	77.0
		9/2	Excellent	4	77	81	20.3	3	78	81	27.0	1	80	81	81.0
		9/9	Excellent	17	302	319	18.8	8	311	319	39.9	6	313	319	53.2
		9/15	Excellent	8	239	247	30.9	3	244	247	82.3	1	246	247	247.0
		9/22	Excellent	1	199	200	200.0	0	200	200	0.0	0	200	200	0.0
		10/3	Excellent	0	16	16	0.0	0	16	16	0.0	1	15	16	16.0
		10/8	Excellent	0	1	1	0.0	0	1	1	0.0	0	1	1	0.0
		8/18	Excellent	1	113	114	114.0	1	113	114	114.0	4	110	114	28.5
Slough 22	144.3	9/9	Excellent	1	97	98	98.0	0	98	98	0.0	0	98	98	0.0
		9/15	Excellent	1	50	51	51.0	0	51	51	0.0	0	51	51	0.0
		9/22	Excellent	0	11	11	0.0	0	11	11	0.0	0	11	11	0.0
		8/12	Excellent	0	2	2	0.0	0	2	2	0.0	0	2	2	0.0
Jack Long Creek	144.5	8/18	Excellent	0	1	1	0.0	0	1	1	0.0	0	1	1	0.0
		8/4	Excellent	22	218	240	10.9	24	216	240	10.0	14	226	240	17.1
Portage Creek	148.9	8/12	Good	11	35	46	4.2	1	45	46	46.0	2	44	46	23.0
		8/18	Excellent	4	22	26	6.5	1	25	26	26.0	0	26	26	0.0
		8/26	Excellent	1	222	223	223.0	1	222	223	223.0	5	218	223	44.6
		9/4	Good	0	220	220	0.0	1	219	220	220.0	1	219	220	220.0
		9/10	Excellent	0	8	8	0.0	0	8	8	0.0	0	8	8	0.0
		9/15	Excellent	0	1	1	0.0	0	1	1	0.0	0	1	1	0.0
		9/15	Excellent	0	1	1	0.0	0	1	1	0.0	0	1	1	0.0

Appendix Table 2-G-8. Coho salmon spawning ground surveys of selected spawning areas and resultant tagged to untagged ratios, Adult Anadromous Investigations, Su Hydro Studies, 1983.

LOCATION		Date	Survey Conditions	SUNSHINE TAGS				TALKEETNA TAGS				CURRY TAGS			
Spawning Area	River Mile			Tagged (r)	Untagged	Total (c)	Ratio (c/r)	Tagged (r)	Untagged	Total (c)	Ratio (c/r)	Tagged (r)	Untagged	Total (c)	Ratio (c/r)
Question Creek	84.1	9/11	Fair	45	105	150	3.3	8	142	150	18.8				
Birch Creek	88.4	8/16	Excellent	42	218	260	6.2					1	259	260	260.0
Fish Creek	97.1	8/15	Excellent	6	29	35	5.8	1	34	35	35.0				
		8/22	Good	1	9	10	10.0								
Byers Creek	97.8	8/16	Good	0	3	3	0.0								
Whiskers Creek	101.4	8/26	Excellent	1	0	1	1.0								
		9/5	Excellent	8	47	55	6.9	5	50	55	11.0				
		9/19	Excellent	6	26	32	5.3					2	30	32	16.0
Slash Creek	111.2	10/2	Excellent	0	2	2	0.0	1	1	2	2.0				
Gash Creek	111.6	9/19	Excellent	3	15	18	6.0	4	14	18	4.5	3	15	18	6.0
		10/2	Excellent	0	14	14	0.0	0	14	14	0.0	1	13	14	14.0
Lane Creek	113.6	9/19	Excellent	0	2	2	0.0	1	1	2	2.0	1	1	2	2.0
		9/24	Excellent	0	1	1	0.0	0	1	1	0.0				
Lower McKenzie Creek	116.2	9/19	Excellent	2	2	4	2.0	0	4	4	0.0				
		9/24	Fair	0	4	4	0.0	0	4	4	0.0				
		10/1	Excellent	2	16	18	9.0	1	17	18	18.0	1	17	18	18.0
		10/8	Excellent	0	2	2	0.0	0	2	2	0.0				
4th of July Creek	131.0	8/27	Good	0	1	1	0.0	0	1	1	0.0	0	1	1	0.0
		9/11	Excellent	0	2	2	0.0	0	2	2	0.0	1	1	2	2.0
		9/18	Excellent	1	1	2	2.0	0	2	2	0.0	0	2	2	0.0
		10/8	Excellent	0	2	2	0.0	0	2	2	0.0	0	2	2	0.0
Slough 15	137.2	9/2	Excellent	3	11	14	4.7	1	13	14	14.0	2	12	14	7.0
		9/24	Excellent	1	1	2	2.0	0	2	2	0.0	0	2	2	0.0
Indian River	138.6	8/19	Excellent	6	21	27	4.5	10	17	27	2.7	3	24	27	9.0
		8/27	Excellent	4	17	21	5.3	1	20	21	21.0	1	20	21	21.0
		9/10	Excellent	2	11	13	6.5	0	13	13	0.0	2	11	13	6.5
		9/16	Excellent	0	6	6	0.0	0	6	6	0.0	1	5	6	6.0
		9/22	Excellent	5	10	15	3.0	2	13	15	7.5	0	15	15	0.0
		10/3	Excellent	1	4	5	5.0	1	4	5	2.5	0	5	5	0.0
Pentago Creek	144.5	8/18	Excellent	1	1	2	2.0	0	2	2	0.0	0	2	2	0.0

Appendix Table 2-G-9. Total 1981 sockeye salmon slough escapements between RM 98.6 and 161.0, Adult Anadromous Investigations, Su Hydro Studies, 1983.

Slough	River Mile	Total Fish Days ^{1/}	Peak Live-Dead Survey Count	Mean Observation Life in Days ^{2/}	Slough Escapement	% of Total Slough Escapement	% of Curry Station Escapement ^{4/}
3A	101.9		7		13 ^{3/}	0.6	0.5
8A	125.1	2,302.5	177	11.8	195	9.0	7.0
9	128.3		10		18 ^{3/}	0.8	0.6
9B	129.2	2,506.0	81	11.8	212	9.7	7.6
9A	133.8		2		4 ^{3/}	0.2	0.1
11	135.3	19,116.0	893	11.8	1,620	74.4	57.9
17	138.9		6		11 ^{3/}	0.5	0.4
19	139.7	494.1	23	11.8	42	1.9	1.5
21	141.1	739.1	38	11.8	63	2.9	2.3
TOTAL		25,157.7	1,237	-	2,178	100.0	77.9

^{1/} Number of fish days were calculated for sloughs that had peak survey counts > 15 fish. Refer to Section 2.4 for detailed data analysis procedures.

^{2/} Mean observation life values were computed from 1983 composite observation data.

^{3/} Total slough escapement into sloughs having peak live-dead survey counts of ≤ 15 fish were computed by multiplying the peak live-dead survey count by 1.8. This value represents the summation of the estimated slough escapement divided by the summation of the peak live-dead survey counts for all sloughs with peak survey counts ≥ 50 fish.

^{4/} 1981 Curry Station sockeye salmon escapement was approximately 2,800 fish.

A 150

Appendix Table 2-G-10. Total 1982 sockeye salmon slough escapements between RM 98.6 and 161.0, Adult Anadromous Investigations, Su Hydro Studies, 1983.

Slough	River Mile	Total Fish ^{1/} Days	Peak Live-Dead Survey Count	Mean Observation ^{2/} Life in Days	Slough Escapement	% of Total Slough Escapement	% of Curry ^{4/} Station Escapement
8C	121.9		2		5 ^{3/}	0.3	0.4
8B	122.2		5		13 ^{3/}	0.9	1.0
Moose	123.5		8		20 ^{3/}	1.3	1.5
8A	125.1	1,551.4	68	11.8	131	8.8	10.1
B	126.3		8		20 ^{3/}	1.3	1.5
9	128.3		5		13 ^{3/}	0.9	1.0
11	135.3	14,149.0	456	11.8	1,199	80.6	92.2
21	141.1	1,022.7	53	11.2	87	5.9	6.7
TOTAL		16,723.1	605	-	1,488	100.0	114.4

^{1/} Number of fish days were calculated for sloughs that had peak survey counts > 15 fish. Refer to Section 2.4 for detailed data analysis procedures.

^{2/} Mean observation life values were computed from 1983 composite observation data.

^{3/} Total slough escapement into sloughs having peak live-dead survey counts of ≤ 15 fish were computed by multiplying the peak live-dead survey count by 2.5. This value represents the summation of the estimated slough escapement divided by the summation of the peak live-dead survey counts for all sloughs with peak survey counts ≥ 50 fish.

^{4/} 1982 Curry Station sockeye salmon escapement was approximately 1,300 fish.

A 1 5 1

Appendix Table 2-G-11. Estimated pink salmon slough escapements for 1981, 1982 and 1983, Adult Anadromous Investigations, Su Hydro Studies, 1983.

Year	Slough	River Mile	Peak Live-Dead Survey Count ^{1/}	Slough Escapement ^{2/}	% of Total Slough Escapement	% of Curry Station Escapement ^{3/}
1981	8	113.7	<u>25</u>	<u>38</u>	<u>100.0</u>	<u>3.8</u>
TOTAL			25	38	100.0	3.8
1982	Moose	123.5	1	2	0.7	< 0.1
	8A	125.1	3	5	1.7	< 0.1
	B	126.3	12	18	6.1	< 0.1
	9	128.3	12	18	6.1	< 0.1
	11	135.3	113	170	57.2	0.3
	20	140.0	50	75	25.2	0.1
	21	141.1	<u>6</u>	<u>9</u>	<u>3.0</u>	<u>< 0.1</u>
TOTAL			197	297	100.0	0.4
1983	-	-	0	0	-	0

^{1/} Peak live-dead survey counts represent counts of spawning fish only. Milling fish were not considered in the analysis.

^{2/} Slough escapement was calculated by multiplying peak live-dead counts by 1.2.

^{3/} Curry Station pink salmon escapements for 1981, 1982 and 1983 were 1,000, 58,800 and 5,500 fish respectively.

Appendix Table 2-G-12. Total 1981 chum salmon slough escapements between RM 98.6 and 161.0, Adult Anadromous Investigations, Su Hydro Studies, 1983.

Slough	River Mile	Total Fish Days ^{1/}	Peak Live-Dead Survey Count	Mean Observation Life in Days ^{2/}	Slough Escapement	% of Total Slough Escapement	% of Curry Station Escapement ^{4/}
1	99.6		6		10 ^{3/}	0.2	0.1
2	100.2	296.1	27	6.9	83	0.9	0.3
6A	112.3		11		19 ^{3/}	0.4	0.2
8	113.7	4,797.5	302	6.9	695	15.4	5.3
Moose	123.5	1,531.8	167	6.9	222	4.9	1.7
A'	124.6	1,382.4	140	6.9	200	4.4	1.5
A	124.7	558.2	34	6.9	81	1.8	0.6
8A	125.1	3,314.0	620	6.9	480	10.6	3.7
9	128.3	2,541.0	260	6.9	368	8.2	2.8
9B	129.2	1,907.6	90	6.9	277	6.1	2.1
9A	133.8	963.0	182	6.9	140	3.1	1.1
11	135.3	7,719.0	411	6.9	1,119	24.8	8.5
13	135.9		4		7 ^{3/}	0.2	0.1
16	137.3		3		5 ^{3/}	0.5	< 0.1
17	138.9	931.8	38	6.9	135	3.0	1.0
19	139.7		3		5 ^{3/}	0.1	< 0.1
20	140.0		14		24 ^{3/}	0.5	0.2
21	141.1	4,535.0	274	6.9	657	14.6	5.0
21A	144.3		8		14 ^{3/}	0.3	0.1
TOTAL		30,477.4	2,594	-	4,501	100.0	34.3

^{1/} Number of fish days were calculated for sloughs that had peak survey counts > 15 fish. Refer to Section 2.4 for detailed data analysis procedures.

^{2/} Mean observation life values were computed from 1983 composite observation life data.

^{3/} Total slough escapement into sloughs having peak live-dead survey counts of ≤ 15 fish were computed by multiplying the peak live-dead survey count by 1.7. This value represents the summation of the estimated slough escapement divided by the summation of the peak live-dead survey counts for all sloughs with peak survey counts ≥ 50 fish.

^{4/} 1981 Curry Station chum salmon escapement was approximately 13,100 fish.

A 153

Appendix Table 2-G-13. Total 1982 chum salmon slough escapements between RM 98.6 and 161.0, Adult Anadromous Investigations, Su Hydro Studies, 1983.

Slough	River Mile	Total Fish Days ^{1/}	Peak Live-Dead Survey Count	Mean Observation Life in Days ^{2/}	Slough Escapement	% of Total Slough Escapement	% of Curry Station Escapement ^{4/}
6A	112.3		2		5 ^{3/}	0.1	< 0.1
8D	121.8		23		53 ^{3/}	1.9	0.2
8C	121.9	744.0	48	6.9	108	2.1	0.4
8B	122.2	683.4	80	6.9	99	2.0	0.3
Moose	123.5	409.3	23	6.9	59	1.2	0.2
8A	125.1	7,328.5	336	6.9	1,062	21.0	3.6
B	126.3	717.6	58	6.9	104	2.1	0.4
9	128.2	4,163.5	300	6.9	603	11.9	2.1
9B	129.2		5		12 ^{3/}	0.2	< 0.1
9A	133.8	596.0	118	6.9	86	1.7	0.3
11	135.3	7,437.0	459	6.9	1,078	21.3	3.7
17	138.9	158.1	21	6.9	23	0.4	0.1
20	140.0	194.9	30	6.9	28	0.5	0.1
21	141.1	11,982.0	736	6.9	1,737	34.4	5.9
TOTAL		34,414.3	2,239	-	5,057	100.0	17.3

^{1/} Number of fish days were calculated for sloughs that had peak survey counts > 15 fish. Refer to Section 2.4 for detailed data analysis procedures.

^{2/} Mean observation life values were computed from 1983 composite observation data.

^{3/} Total slough escapement into sloughs having peak live-dead survey counts of ≤ 15 fish were computed by multiplying the peak live-dead survey count by 2.3. This value represents the summation of the estimated slough escapement divided by the summation of the peak live-dead survey counts for all sloughs with peak survey counts ≥ 50 fish.

^{4/} 1982 Curry Station chum salmon escapement was approximately 29,400 fish.

Appendix Table 2-G-14. Evaluation of chinook salmon Petersen disc tag loss based on fishwheel recaptures and spawning ground surveys conducted between Sunshine Station and Devil Canyon, Adult Anadromous Investigations, Su Hydro Studies, 1983.

No. Tagged Fish Examined		No. Shed Tags		Total No. Tags		Overall Percent Tag Retention
Fishwheel	Survey	Fishwheel	Survey	Fishwheel	Survey	
181	387	5	76	186	463	87.4

Appendix Table 2-G-15. Evaluation of adult salmon tag loss for all species except chinook salmon based on spawning surveys conducted between Sunshine Station and Devil Canyon, Adult Anadromous Investigations, Su Hydro Studies 1983.

Tagging Station	Tag Type	No. of Tagged Fish Examined	No. Shed Tags	Total No. Tags	Percent Tag Retention
Sunshine	FT-4/Spaghetti	1508	33	1541	97.9
Talkeetna	FT-4/Spaghetti	1508	30	1538	98.1
Curry	Petersen Disc	486	0	486	100.0